


1996 NHL YEARBOOK



COMPLETE STATS
TEAM PREVIEWS
SEASON REVIEWS

~~\$~~7.95



FUJI

CASSETTE

IEC II / TYPE II
HIGH (CrO₂)

100

for CD

Z II

Master quality tape in black Extraslim case.

Virtual Reality

Experience music like never before with Fuji's patented Double Coating technology*. *Separate* magnetic layers for high and low frequencies bring you the *ultimate* in sound quality. Greater definition and a wider dynamic range make Fuji ideal for CD-quality recording.

And as if great sound isn't enough, our Extraslim case even looks and stores better.

Fuji Master Quality Audio Tape. From the Fuji family of Sound and Vision.

*Fuji's patented Double Coating technology is available exclusively on Fuji Type II and Metal Audio Cassettes, Mid and High grade VHS Video Tapes, and all 8MM Video Cassettes.



FUJI PHOTO FILM CANADA INC.

Exclusive distributor of Fuji audio tape, video tape and data storage products

DEAR HOCKEY FANS:

Welcome to the NHL Yearbook, the only pre-season magazine officially licensed by the National Hockey League.

For the seventh straight season, you can count on the NHL Yearbook to bring you statistics, analyses, and team information unavailable anywhere else — and, with so much offseason activity, you'll need the NHL Yearbook to keep you up-to-date.

Once again, the 1995-96 season brings change to the NHL: a new 82-game schedule, new conference and divisional alignment, new arenas in cities such as Vancouver, Boston and Montreal, and changes in team personnel. Teams will play at least 25 games within their own divisions, and more than half of their games within their own conferences.

Hockey fans in Colorado will welcome the Avalanche, led by Rookie-of-the-Year Peter Forsberg and Coach-of-the-Year Marc Crawford. All of hockey will welcome the return of Pittsburgh Penguins superstar Mario Lemieux, who rejoins NHL action after a year-long absence.

The upcoming season also asks some questions: Will Eric Lindros, the Hart Trophy winner last season as the NHL's MVP, continue his ascendancy into the NHL's elite? Will the teaming of Vancouver's Pavel Bure and Alexander Mogilny (longtime junior teammates for the former Soviet Union) mean double trouble for the Canucks opponents? Can Paul Kariya and the Mighty Ducks of Anaheim gain a playoff berth in their third NHL season?

This Yearbook gives you a head start toward answering those questions: the 1995-96 NHL season will reveal the rest of the answers.

Enjoy this Yearbook and the season.

Gary B. Bettman

Commissioner, National Hockey League



1996 NHL YEARBOOK

<i>Flyers Captain Captures Hart</i>	2
<i>NHL Awards</i>	6
<i>A Look Back — Season Review</i>	13
<i>Rookie Award to Forsberg — Rookie Review</i>	51
<i>Devils Take Cup in Sweep — Playoff Review</i>	61
<i>1995 Entry Draft</i>	81
<i>1994-95 Transactions</i>	82
<i>1995-96 Team Previews</i>	85
<i>1994-95 NHL All-Star Team</i>	206
<i>1994-95 Award Winners</i>	210
<i>1994-95 Milestones</i>	213
<i>1994-95 AHL Report</i>	215
<i>1995-96 NHL Schedule</i>	221

PUBLISHED BY:
Worldsport Properties Inc.
400 Walmer Road, Suite 1221
Toronto, Ontario M5P 2X7
(416) 920-1935 Fax (416) 921-5033

President and Publisher — John V. Martin
Executive Editor — Cheryl M. Smith

DESIGN: Ralph Tibbles

EDITORIAL: Scott Morrison, Lance Hornby

PHOTOGRAPHY: Bruce Bennett Studios (Bruce Bennett, Chris Anderson, Tony Bieganski, Scott Brinegar, Marco Camporelli, Alex Ciarro, Art Fivall, John Gammie, Robert Laberge, Jim Leary, Scott Levy, Joe Lozito, Brian McCormick, Jim McIsaac, Wen Roberts, Brian Winkler, Jason Woolley), Mark Buckner, Dan Hamilton, Photo-Joiner, Sports Action

TYPE, ART & FILM: Thompson Printing and Lithographing Limited

FOR THE NATIONAL HOCKEY LEAGUE:
Senior Vice President and Chief Operating Officer,
NHL Enterprises, Inc.: Richard Dudley
Director of Publishing: Charlie Schmitt
Director, Editorial Services: Michael A. Berger

ADVERTISING SALES BY:
No. 1 Productions Ltd.
447 Speers Road, Suite 4, Oakville, Ont. L6K 3S7
(905) 845-5814 Fax (905) 845-2740

President — Eric S. Barlow

"The Official 1996 NHL Yearbook" is a special presentation of Worldsport Properties Inc. All rights reserved. Contents copyright 1995. The editorial and statistical content is based on information supplied to the publisher and is as current as possible at the time of publication. Reproduction in whole or in part without the prior written permission of Worldsport Properties Inc. is strictly prohibited. Team logos are registered trademarks of the National Hockey League clubs.

ABBREVIATIONS

A Assists	ES Even strength	JRB Canadian Junior B	PPA Power-play goals against	SA Shots against	T2JRA Tier II Junior A
ADV Power-play advantages	F Forward	L Losses	PPF Power-play assists	SH Shorthand goals	USC US College
AVG Goals against average	FG First goals	LAW Left winger	PPP Power-play points	SHA Shorthand goals against	USJRA US Junior A
BM Total bench minor minutes	G Goals/Goalender	MINS Minutes played	PTS Points	SHF Shorthand assists	USJRB US Junior B
C Centre	GA Goals against	OHL Ontario Hockey League	PT% Point percentage	SHP Shorthand points	USS US High School
CANC Canadian College	GF Goals for	OT Overtime goals	QMHL Quebec Major Junior Hockey League	S0 Shutouts	W Wins
D Defenceman	GM Games	P Position	R/RW Right winger	SPECT Save percentage	WHL Western Hockey League
DIFF Difference	GP Games played	PC Percentage	S Shots	T Ties	WT Weight
EN Emptynet goals against	GT Games/tying goals	PIM Penalties in minutes		TSH Times shorthanded	+ Indicates rookie
	GW Game-winning goals	PP Power-play goals		T2 Canadian Tier II	+/- Plus/Minus rating
	HT Height				

PRINTED IN CANADA

FLYERS CAPTAIN CAPTURES HART

HART
TROPHY

*Eric Lindros is solid choice
over Jagr and Hasek as
League's most valuable player*

The future is upon us. The Next One has arrived. Eric Lindros, who has been destined to assume the mantle of greatness carried by Wayne Gretzky and Mario Lemieux for so many years, last season won the Hart Memorial Trophy as "the player adjudged to be the most valuable to his team" in voting by the Professional Hockey Writers' Association.

In the past 16 years since Gretzky arrived in the National Hockey League, only six players have won the prestigious Hart Trophy. Gretzky won nine times, including eight consecutive times between 1980 and 1987.

Lemieux, who missed last season to further recuperate from his bout with cancer and from lingering back problems, won twice (1988, 1993), as did Gretzky's former Oilers teammate Mark Messier (1990, 1992), Brett Hull (1991) and Sergei Fedorov (1994) were the other winners.


From the day he was drafted in 1991, it was always believed that Lindros would one day become the most valuable player in hockey. The Next One.

That day has arrived.

"It feels great," said Lindros, the Philadelphia Flyers superstar centre, choking back the tears after he was presented with the award. "It's a great thrill. It's almost a relief."

The mixed emotions were in large part due to the controversy and the great expectations that have followed Lindros in his brief NHL career.

Drafted by the Quebec Nordiques, Lindros decided to remain in junior hockey and then joined Canada's National and Olympic teams, anticipating his rights would be traded. They were. In a blockbuster deal, the Flyers obtained the rights to Lindros and their franchise has been on an upswing ever since, with the most dynamic improvement seen last season.



While Lindros was finishing second in League scoring with 29 goals and 70 points, the Flyers finished first in the Atlantic Division and qualified for the Stanley Cup playoffs for the first time since 1989. They even advanced to the Eastern Conference Final.

It was a heady odyssey for the team, and also for Lindros, who had to prove he was worth everything (and more) the Flyers gave up to get him and to justify his decision to delay the start of his professional career.

"It wasn't the smoothest ride, but it was a ride I felt I had to take and now I'm thankful that I did," said the 22-year-old.



"For me this is a bit of a plateau. It's a relief. But the peak is still winning the Stanley Cup.

"I certainly don't want to be satisfied with what I've done. I've still got a lot of improving to do. And I've got that desire to get better."

Lindros was a top-three selection on all 15 ballots, receiving 10 first-place votes, four seconds and one third. He earned 63 voting points, finishing ahead of Pittsburgh Penguins winger Jaromir Jagr, who edged Lindros for the Art Ross Trophy as the League's leading scorer.

A first-time NHL trophy finalist, Jagr finished with 27 voting points and became the second Czech-trained player to be named as a Hart nominee. The other was Buffalo Sabres goaltender Dominik Hasek, who finished third with 23 voting points, including three first-place votes.

Hasek was the runner-up for the Hart Trophy in 1994. A goaltender hasn't won the award since Jacques Plante with the Montreal Canadiens in 1962.

"I still believe a goaltender can win it again," said Hasek. "It will be a special motivator for me."

There's a good chance, however, that Hasek will have to get by Lindros again to win it. At the age of 22, Lindros could

be dominant for years to come. Last season, while playing with linemates John LeClair and Mikael Renberg, together known as the Legion of Doom, Lindros led the Flyers in points, goals, assists (41), plus/minus (plus 27) and shots (144). He was also a unanimous selection at centre as a First Team All-Star, receiving all 15 first-place votes.

At 22 years and four months Lindros became the youngest winner of the Hart Trophy since Gretzky, who won his first in 1980 at the age of 19 years and five months.

"Like I said, there's a bit of relief to winning," added Lindros. "The expectations never end, but to be looked upon by the writers as being deserving of winning this trophy is both a thrill and a relief."

Actually, Lindros was not only the choice of the writers, but of his peers, too. Earlier on the same day that he won the Hart Trophy, Lindros was given the Lester B. Pearson Award, which is the players' selection of "the outstanding player in the League."

"It's all exciting," said Lindros, "but I'm not going to be satisfied. There's still a lot to be done. There's still a lot of hockey left."


But the future is already upon us.



With his talent, size and strength, Lindros draws close attention from the opposition, including NY Rangers Mark Messier and Adam Graves

When
the
Presence
is
Felt,
check out
what
he's
Wearing.

Cooper



That pass is slow getting to you. You turn for a split second and WHOOMP!!! your stomach is somewhere in your throat. That's what it feels like. A Cooper® HH3000 Pro helmet, new Bauer® Supreme Composite skates, Cooper Techniflex gloves and Bauer 3003 stick is what it looks like.

It's Eric "The Presence" Lindros and we've got him covered from head to toe, because we believe the future belongs to the Presence.

Bauer
and
Cooper

The Names the
Names Wear

Buffalo's Dominik Hasek repeats as League's premier goaltender; Belfour and Carey are runners-up

Dominik Hasek was definitely a man on a mission last season.

Hasek, the Buffalo Sabres splendid goaltender, entered last season intent on proving that his winning the Vezina Trophy in 1994 as "the goalkeeper adjudged to be the best at his position" was no fluke.

"I felt all along I could be good again," said Hasek, "but I wanted to prove it to other people."

And he proved it by tying for the NHL lead in goals-against average at 2.11 and in shutouts with five. He also led all goaltenders in save percentage at .930 for the second consecutive season, while posting a 19-14-7 record in 41 appearances for the Sabres.

Hasek was also a nominee for the Hart Trophy for the second straight year, finishing second in 1994 and third in voting last year.

"I could never have won this award without my teammates and a very good defensive system," said Hasek, who is the second European to win the Vezina Trophy, but the first to win it twice.

"I don't think I was any better than a year ago, but I wanted to play my best."

And Hasek's best was good enough to earn him a berth as a First Team All-Star. With his unorthodox style of playing

back in his goal and often dropping to his knees, Hasek continued to frustrate shooters.

In the voting for the Vezina Trophy, Hasek was a clear-cut winner, earning 104 points, including 17 first-place votes from the 26 NHL general managers who select the winner. In the process, Hasek became the second goaltender since 1982 to win the trophy in consecutive years. Montreal Canadiens Patrick Roy did it in 1989 and 1990.

Finishing second in the voting was Chicago Blackhawks Ed Belfour, who actually tied in voting with Washington Capitals rookie Jim Carey at 25 points. But Belfour got the nod for second place with his two first-place votes, one more than Carey.

Belfour, a Vezina Trophy finalist for the third time, had won the award the two previous times he was nominated, in 1991 and 1993. He did, however, win the William Jennings Trophy as the goaltender on the club allowing the fewest goals against (115). Belfour had a 2.28 goals-against average, five shutouts and a 22-15-3 record.

Carey, also a finalist for the Calder Memorial Trophy, was the first goaltender to be nominated for both awards since Belfour in 1991. After starting the season in the minors with the Portland Pirates, Carey appeared in 28 games for the Capitals. He posted an 18-6-3 record, with a 2.13 goals-against average and a .913 save percentage.

"This is an incredible feeling winning again," said Hasek. "My goaltending coach promised me I wouldn't have to stay after practice any more if I won this award."

Indeed, he can be excused. Mission accomplished.



NORRIS TROPHY



Red Wings veteran Paul Coffey named League's best defenceman over Chelios and Bourque in voting

Paul Coffey had won the James Norris Memorial Trophy twice before in his illustrious NHL career. But the third one was definitely the best.

"It has been nine years since I won the last one," said Coffey, the star of the Detroit Red Wings defence. "I think I'll appreciate this one a little more."

Coffey was previously voted the defenceman who demonstrated "the greatest all-round ability in the position" in 1986 and 1985, when he was playing with the great Edmonton Oilers teams.

He was a runner-up to Chris Chelios in 1989 when he was playing for the Pittsburgh Penguins and to Rod Langway in 1984 when he was with the Oilers.

Last year, his second full season with the Red Wings, Coffey led all defencemen in scoring with 58 points, including 14 goals, in 45 games. He was the only defenceman in the League to lead his team in scoring and he posted a club-high plus-18 rating.

Coffey was also named a First Team All-Star for the fourth time in his career, becoming the first player to do so with three different teams.

In winning the Norris Trophy again, Coffey became the sixth defenceman in NHL history to become a three-time winner, joining Bobby Orr (eight), Doug Harvey (seven), Ray Bourque (five), Pierre Pilote (three) and Denis Potvin (three).

Coffey was a clear winner, receiving 12 of a possible 15 first-place votes and three second-place votes.

"Everybody says it's just great to be nominated," said Coffey, "but believe me, you want to win it."

Coffey insisted he was a determined player last season, committed to the Red Wings' system and intent on proving he wasn't close to being finished.

"This is great for our whole team. The system we played as a team helped my game. Scotty Bowman gave me a chance to play a lot and bear down. This one was a long time coming for me."

Finishing second in the voting was Chelios, who had another tremendous season with the Blackhawks, averaging more than 30 minutes of ice-time per game. The Norris nomination was the fourth for Chelios, who is a two-time (1989 and 1993) winner.

Chelios finished third on the Blackhawks in scoring last season with 38 points in 48 games. He led the Blackhawks in assists (33), plus/minus (plus 17) and shots (166).

Chelios earned 39 points in the voting, while Bourque finished third with 20 voting points. Bourque, the 1994 Norris winner, has been a top-three finisher in the Norris voting in 11 of his 16 NHL seasons. He finished second among NHL defencemen in scoring last season with 43 points.

"Being up against guys like Chelios and Bourque it's nice to get in there and win," admitted Coffey. "But I'm not a guy to rest on my laurels. I'll be back again next season working even harder."

Nine years was apparently too long between Norris Trophy victories.

Penguins centre Ron Francis is double winner; takes both Lady Byng and Selke honours

Recognition was a long time coming for Ron Francis. But he certainly made the most of it when it arrived. Never before nominated for an NHL trophy, Francis was a double winner in 1995.

"This was my 14th season and the first time I've been at the awards ceremony," said Francis. "It's certainly better late than never."

The Pittsburgh Penguins centre won the Frank J. Selke Trophy, which is awarded to "the forward who best excels in the defensive aspects of the game", as well as the Lady Byng Memorial Trophy, which is given to "the player adjudged to have exhibited the best type of sportsmanship and gentlemanly conduct combined with a high standard of playing ability."

"I've never gauged myself on winning personal awards," said Francis. "I just try to work hard and at the end of the day when I look at myself in the mirror I want to be able to walk away knowing I tried my hardest."

In the closest race among all the trophies, Francis narrowly edged St. Louis Blues winger Esa Tikkanen in the Selke voting. Francis was named on 14 of the 15 ballots, earning 50 points, including seven first-place votes.

Appearing in 44 games with the Penguins, Francis led the League with a plus/minus rating of plus 30 to win the NHL Alka-Seltzer Plus Award.

And playing on a line with Art Ross Trophy winner Jaromir Jagr and left winger Luc Robitaille, Francis was again an offensive threat, not just the best defensive forward.

He finished fifth in League scoring with 59 points.

Tikkanen, who finished four voting points behind Francis with 46, earned his fourth career nomination for the Selke Trophy. While with the Edmonton Oilers he had twice finished second and once third.

Tikkanen finished the season with a plus-13 rating, while ranking fourth on the Blues in scoring with 35 points.

Finishing third with 23 voting points was Calgary Flames centre Joel Otto, a Selke finalist for the second time. Otto, a well-respected face-off man, had a plus-eight rating while contributing 21 points in 47 games.

In winning the Lady Byng Trophy, Francis again finished with 50 voting points, 10 more than Boston Bruins centre Adam Oates, who was runner-up for the third consecutive year. During the season, Francis was assessed just 18 penalty minutes.


Oates, who led the Bruins in scoring with 53 points in 48 games, compiled just eight penalty minutes.

Third in the voting with 22 points was Winnipeg Jets centre Alexei Zhamnov, who became the first Russian-born player to be voted as a Lady Byng finalist. Zhamnov finished third overall in League scoring with 65 points in 48 games. He earned just 20 penalty minutes.

"It was a long time getting here," said Francis after accepting his two awards. "I wanted to make sure I got something to make the trip worthwhile."

**LADY BYNG
TROPHY**

**SELKE
TROPHY**





OTHER WINNERS

Quebec's Marc Crawford named NHL Coach-of-Year; LaFontaine, Nieuwendyk given recognition

After one season as a head coach in the NHL, Marc Crawford already has a tough act to follow. His own.

After leading the Quebec Nordiques to the best record in the Eastern Conference last season, Crawford was selected as the winner of the Jack Adams Award, which is given to "the NHL coach adjudged to have contributed the most to his team's success."

Crawford was a major reason why the Nordiques vaulted to the top of the conference standings, finishing with a 30-13-5 record. The club's winning percentage under Crawford climbed from .452 the previous season to a heady .677 last season. The Nordiques also reduced their goals-against average from 3.45 to 2.76.

"It's a credit to the organization and to the team," said Crawford, who had previously worked as a head coach with the Toronto Maple Leafs affiliate in St. John's. "The guys did a great job. We had an exciting year."

Crawford became the first rookie to win the Jack Adams Award since Pat Burns won it with the Montreal Canadiens in 1989. Overall, Crawford is the sixth rookie to win the award since it was introduced in 1974.

Other first-year coaches to win include Bobby Kromm (Detroit, 1978), Tom Watt (Winnipeg, 1982), Orval Tessier (Chicago, 1983) and Mike Keenan (Philadelphia, 1985).

In the voting, Crawford earned 239 points, including 34 of a possible 70 first-place votes. Finishing second was Detroit Red Wings Scott Bowman with 160 points and 17 first-place votes.

Bowman, who won the award with the Canadiens in 1977, led the Red Wings to the Presidents' Trophy last season with a 33-11-4 record.

Finishing third was Terry Murray, who completed his first season as coach of the Philadelphia Flyers. Murray, who received his first Adams nomination, earned 112 voting points, including nine first-place votes.

Under Murray, who previously coached in Washington, the Flyers won the Atlantic Division title with a 28-16-4 record and advanced to the playoffs for the first time since 1989.

"I was just thrilled to death to be nominated with people like Scott Bowman and Terry Murray," said Crawford. "I just hope I can attain their longevity and success one day. And I really hope I can follow last year's winner."

That would be Jacques Lemaire, who was the Jack Adams Award winner in 1994 and the Stanley Cup winner with the New Jersey Devils in 1995.

Buffalo Sabres centre Pat LaFontaine knows all about adversity.

LaFontaine, who was sidelined for 16 months after undergoing surgery on his right knee in December, 1993, was named the winner of the Bill Masterton Memorial Trophy, which is presented annually by the members of the Professional Hockey Writers' Association to "the player who best exemplifies the qualities of perseverance, sportsmanship and dedication to hockey."

After undergoing surgery to repair his torn anterior cruciate ligament, LaFontaine endured a rigorous exercise and therapy program and eventually worked his way back into the Sabres lineup on March 16, 1995.

LaFontaine showed signs of his old form. He finished the season with 27 points in 22 games and reached an NHL milestone by scoring his 400th career regular-season goal on April 14 against Quebec.


Not all of LaFontaine's time off was spent in rehab, however. He spent considerable time visiting the Children's Hospital in Buffalo.

"The injury gave me the opportunity to get involved with a lot of special kids," said LaFontaine. "The knee injury is trivial against what these kids are going through. It really opens your eyes."

Another star off the ice last season was Calgary Flames centre Joe Nieuwendyk, who was named the 1995 recipient of the King Clancy Memorial Trophy, which is awarded to "the player who best exemplifies leadership qualities on and off the ice and has made a noteworthy humanitarian contribution to his community."



Calgary's Joe Nieuwendyk: King Clancy Trophy winner



Buffalo's Pat LaFontaine: Bill Masterton Trophy winner

On the ice, Nieuwendyk finished second on the Flames in scoring with 50 points and in the process became the first Flame to reach the 300-goal plateau.

Nieuwendyk's community work included working as a spokesperson and participating in awareness programs and promotional campaigns with the Calgary unit of the Society for the Prevention of Cruelty to Animals.

Nieuwendyk has also been the honorary chairman of the Foothills Hospital Foundation since 1991, assisting with projects such as the hospital's NeoNatal Unit and Burn Unit.

He became the second member of the Calgary Flames to win in the eight-year history of the award. The first-ever winner was former Flames star Lanny McDonald.

"It's an honour to win this award, especially after someone like Lanny has won it," said Nieuwendyk. "Lanny was one of my childhood idols when I was growing up in Toronto. When I got to Calgary he took me under his wing. I owe him a lot of thanks."

"I've tried to do a lot of work in the community. I've tried to make a difference. An award like this will have meaning long after my career is over."

Those who appreciate quality enjoy it responsibly.



Have you ever seen a grown man cry?

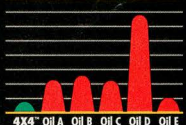
YOU BOUGHT IT FOR WHAT IT CAN DO.



INTRODUCING QUAKER STATE® 4X4™

An independent test proved Quaker State® 4x4™ is superior to leading conventional car oils in protecting against thermal breakdown that causes deposits in your engine, and shortens its life.

Independent test for
total deposits by weight.



Obviously, our synthetic blend of advanced lubricants and friction-fighting additives is just what you need to safely tow or haul your rig to your favorite "honey hole." If it can handle a job that tough, think of the good it can do for your hard working truck, van, or car.


**The intelligent oil™
for hard working engines.**



WE BUILT THIS OIL TO LET YOU DO IT.

A LOOK BACK

SEASON
REVIEW



No shortage of drama in 78th NHL season; Jagr and Lindros replace veterans on leader board

It may have been the shortest regular season in the National Hockey League in 53 years, but it was also one of the most intense in recent memory.

After 54 years, a 105-day labour stoppage and a seven-day mini training camp, the defending champion New York Rangers finally got to hoist their Stanley Cup banner to the rafters of Madison Square Garden.

The date was January 20. It was the start of the abbreviated 48-game season which may have lacked in volume, but certainly not in substance.

Penguins winger Jaromir Jagr: 70 points to lead NHL in scoring

The Rangers, who had defeated the Vancouver Canucks in a thrilling seven-game Final the previous spring, lost on that opening night, the Buffalo Sabres beating them 2-1. It was an omen of the frustrations that would follow for the Rangers and it foreshadowed the competitive balance that would exist in the NHL.

When the season began, the Quebec Nordiques and the Pittsburgh Penguins were ready. The Penguins opened the season with a 12-0-1 record, while the Nordiques were 12-1. And the race for first place in the Eastern Conference didn't end until the final night of the regular season.

Indeed, there was no shortage of highlights throughout the League. Included was the Detroit Red Wings winning the Presidents' Trophy, which is awarded to the team with the

best overall record. The Red Wings had a 33-11-4 record, finishing first overall for the first time since 1964-65.

The season also marked a changing of the guard atop the scoring leader board, the young bucks joining a few familiar faces. The overall scoring leader was Penguins right winger Jaromir Jagr, who became the first European-trained player to win the Art Ross Trophy.

Jagr, who appeared in all 48 games, finished with 32 goals and 38 assists for 70 points. Philadelphia Flyers sensation Eric Lindros finished with 70 points as well, with 29 goals and 41 assists in 46 games, but Jagr was awarded the scoring title because he scored more goals. He registered an assist in his final regular-season game against the Florida Panthers to pull even with Lindros who was sidelined by injury for his final game.

Last season marked the first time since 1979-80 that the tie-breaking formula was required to award the Art Ross. That year Los Angeles Kings centre Marcel Dionne and Wayne Gretzky, in his first NHL season with the Edmonton Oilers, finished tied atop the scoring leader board with 137 points. But Dionne emerged the winner, his 53 goals two more than Gretzky's.

Interestingly, Jagr also became the first player other than Gretzky or Penguins teammate Mario Lemieux to capture the Art Ross since Dionne 15 years earlier.

"It's a big honour for me, but it's not just one player," said Jagr. "To win the scoring title you have to be on a good team and have good teammates."

While the likes of Jagr, Lindros, Winnipeg Jets Alexei Zhamnov and Nordiques Joe Sakic fought for the scoring title, the trend towards tight-checking, low-scoring games continued around the League. The competition for the William Jennings Trophy, which is awarded to the goaltenders on the club allowing the fewest goals against, was the closest since the Trophy was first awarded in 1981-82.

On the final night of the season four teams were in contention for the award, which was ultimately won by the Chicago Blackhawks and goaltender Ed Belfour. The Blackhawks allowed just 115 goals, two fewer than the Red Wings tandem of veteran Mike Vernon and sophomore Chris Osgood.

Also in the hunt were the Sabres who allowed 119 goals and the Washington Capitals who allowed 120, followed by the New Jersey Devils with 121.

While Belfour captured the Jennings hardware for the third time, Sabres goaltender Dominik Hasek had the best goals-against average in the League for the second straight year. Hasek appeared in 41 games, allowing just 85 goals for a 2.11 average. He actually tied with Rick Tabaracci, who split the season between Washington and Calgary, but Tabaracci appeared in just 13 games.

The Capitals were able to trade Tabaracci because of the emergence of rookie goaltender Jim Carey, who appeared in 28 games and finished third with a sparkling 2.13 goals-against average. Fourth on the list was Osgood, who had a 2.26 average in 19 games, with Belfour fifth at 2.28.

The winningest goaltender in the League was Penguins Ken Wregget, who filled in admirably for the injured Tom Barrasso. Wregget had 25 wins and two ties in 38 starts. Belfour and Calgary Flames sophomore Trevor Kidd followed with 22 wins.

Hasek also had the best save percentage at .930, with Osgood and Nordiques sophomore Jocelyn Thibault tied for second at .917, just ahead of Dallas Stars veteran Andy Moog and Toronto Maple Leafs rookie Damian Rhodes at .915.

Hasek and Belfour were the shutout leaders with five, one more than Carey, Boston Bruins rookie Blaine Lacher, San Jose Sharks Arturs Irbe and Panthers John Vanbiesbrouck.

Jennings Trophy winner Ed Belfour



The goaltenders didn't steal all the headlines, however. There were plenty of great individual performances, including Zhamnov scoring five goals in the Jets' 7-7 tie with the Kings on April 1.

Nordiques Uwe Krupp had the most goals by a defenceman in one game, with three against the Tampa Bay Lightning on March 1. Three other defencemen, Canucks Jeff Brown, Blackhawks Chris Chelios and Rangers Brian Leetch, had five assists in one game last season.

The most points registered in a single game were six, with Stars centre Mike Modano earning two goals and four assists in a 9-2 victory over Anaheim on February 1, while Blackhawks centre Bernie Nicholls had four goals and two assists in a 9-4 victory over Vancouver on February 5.

A number of milestones were reached last season. Penguins winger Luc Robitaille and Sabres centre Pat LaFontaine both reached the 400-goal plateau, while Washington's Dale Hunter, Calgary's Phil Housley, New Jersey's Neal Broten and Boston's Adam Oates each registered his 600th career assist.

Penguins veteran winger Joe Mullen became the first U.S.-born player to reach 1,000 points, while Rangers winger Steve Larmer also recorded his 1,000th point.

There were other notable achievements as well. Rangers captain Mark Messier registered 53 points and moved into a tie for seventh place on the NHL's all-time scoring list with 1,369 career points. Red Wings superstar Paul Coffey led all defencemen in scoring with 58 points. The all-time leader among defencemen in goals, assists and points, Coffey now ranks 10th overall among the League's all-time scoring leaders with his 1,336 career points.

And not to be outdone by his former Oilers teammates, the incomparable Gretzky registered his 2,500th career point with an assist on April 17th in Calgary. In 1,173 games over 16 NHL seasons, the Great One has now amassed an amazing record of 814 goals, 1,692 assists and 2,506 points.

With a shortened season, some teams felt obliged to make big trades in attempts to secure playoff positions. The Montreal Canadiens made two major deals, the first to acquire high-scoring winger Mark Recchi from the Flyers, who received winger John LeClair, defenceman Eric Desjardins and winger Gilbert Dionne in return.

The trade benefited both clubs, but the Flyers were particularly happy with how it affected their team. After the deal was made, the Flyers began to climb in the standings, with LeClair working wonders on a line with


Lindros and Mikael Renberg. The line was nicknamed the Legion of Doom.

Just prior to the trade deadline the Canadiens made another blockbuster deal, this time sending captain Kirk Muller and defenceman Mathieu Schneider to the New York Islanders, acquiring centre Pierre Turgeon and defenceman Vladimir Malakhov.

While the addition of Turgeon and Recchi helped make the Canadiens a more dynamic team offensively, they still missed the playoffs for the first time in 25 years.

With one week remaining in the regular season, the playoff races in both conferences were tight. In the East, a total of eight teams were separated by just 10 points in positions five through 12. In the West, four teams were tied for the eighth and final playoff position, and all that separated fourth spot and home-ice advantage and the log jam in eighth were 10 points.

It wasn't until the final night, in fact, that the final playoff positions were resolved, another indication of how intense the shortened season was.



Bruins defenceman Ray Bourque

After missing the playoffs the previous year, the Quebec Nordiques rebounded with an outstanding season under their rookie head coach Marc

Crawford and made their second post-season appearance in eight years, finishing atop the division and conference with 65 points, including 30 wins. Only once during the regular season did the Nordiques lose at home. With several new faces in their lineup, including Wendel Clark, the Nordiques opened the season with a dozen wins in their first 13 games. Sakic led the attack with 62 points.

Despite not having Lemieux for the entire season and Barrasso for most of it, the Penguins remained a power, finishing second in the conference with 61 points. It took 14 games before the Penguins lost their first game of the season. Jagr assumed a leadership role offensively, while veteran centre Ron Francis was a force at both ends of the rink. Francis finished fifth in the League in scoring with 59 points, while leading the League in plus/minus rating at plus 30.

Employing their usual strong work ethic, the Bruins finished third in the division with 57 points, earning a playoff position for a League-record 28th consecutive season. Oates was the offensive leader, finishing tied for 10th in League scoring with 53 points, while Ray Bourque had another strong year on defence and right winger Cam Neely continued his comeback from knee injuries to produce 27 goals.

The injury bug continued to bite the Sabres last season. They had to play much of the year without their captain LaFontaine, who missed more than a full calendar year with knee problems. But a strong team defence, third best in the League, and outstanding work by Hasek kept the Sabres tough and competitive. With a strong finish, the Sabres were able to finish fourth in the division with 51 points.

Under strong, new management, the Hartford Whalers not only had a different outlook, but had different results on the ice last season. Although they missed the playoffs for the third consecutive year, the Whalers were a vastly improved team under coach Paul Holmgren. They finished fifth in the division with 43 points, just four shy of a playoff spot. The Whalers were competitive from start to finish and got better with each passing game, led by goaltender Sean Burke.

Last season was one of frustration and ultimately change for the Canadiens, who had their streak of 24 consecutive post-season appearances ended. Although strong at home (15-5-4), the Canadiens' downfall was an inability to win on the road, which they did just three times. General manager Serge Savard made a couple of big trades hoping the addition of Turgeon and Recchi would bring firewagon hockey back to Montreal.

The Ottawa Senators finished last in the division for the third consecutive year, but a strong final few weeks raised hopes for the upcoming season. The Senators were .500 over their final 10 games, producing five of their nine wins on the

season. Talented youngsters Alexandre Daigle, Alexei Yashin and Radek Bonk gained much-needed experience, while veteran goaltender Don Beaupre provided leadership. He also produced the first shutout in Senators history, a 3-0 victory over Philadelphia on February 6.

That loss to the Senators was one of the very few low moments of the season for the Flyers who, with popular Bob Clarke back as general manager

and Terry Murray behind the bench, finished first in the division and third overall in the conference with 60 points. That allowed the Flyers to return to the playoffs for the first time since the 1988-89 season. Lindros was a huge factor in the Flyers resurgence, leading the attack, while LeClair was a nice surprise, contributing 25 goals and 49 points after arriving from Montreal.

After a slow start, the Devils rose steadily through the standings to finish second in the division with 52 points. Under coach Jacques Lemaire, the Devils were again solid defensively ranking fifth in the League. Sophomore goaltender Martin Brodeur had another strong year. The Devils offence was limited, but they received good production from right winger Stephane Richer, who led the team with 23 goals and 39 points.

The arrival of Carey from the minors served as the turning point in Washington. With the youngster rock-solid in goal, the Capitals under coach Jim Schoenfeld managed to finish third in the division with 52 points. With Schoenfeld emphasizing improved defence and Carey inspiring confidence, the Capitals finished with the fourth-best defensive numbers in the League, allowing just 120 goals. Right winger Peter Bondra led the attack with a League-high 34 goals.

The Rangers under new head coach Colin Campbell had difficulty developing any consistency last season and required a strong effort to finish fourth in the division with 47 points and to earn the final playoff position in the conference. The Rangers fell from third best to ninth in the League defensively, allowing 134 goals against, while their 139 goals ranked them only 12th offensively. Messier, who led the team with 53 points, was brilliant down the stretch in getting the Rangers to the playoffs.

The Panthers have the distinction of being the most successful expansion franchise in the first two years of existence. But that success led to additional frustration. In the final days of the season, the Panthers fell just short of making the playoffs, finishing one point away from the promised land for the second consecutive year. Vanbiesbrouck was outstanding again in goal, as the Panthers tied for sixth best defensively.

Tampa Bay showed signs last season, their third in the NHL, that they might be on the verge of making a move up in the standings. The Lightning under coach Terry Crisp were in the playoff hunt until the final days of the season, although they wound up finishing sixth in the division with 37 points. But the Lightning were very impressed with defenceman Roman Hamrlik, who returned from an off-season knee injury to have a strong year, displaying excellent offensive skills.

NORTHEAST DIVISION

TEAM	GP	W	L	T	GF	GA	PTS
QUEBEC	48	30	13	5	185	134	65
PITTSBURGH	48	29	16	3	181	158	61
BOSTON	48	27	18	3	150	127	57
BUFFALO	48	22	19	7	130	119	51
HARTFORD	48	19	24	5	127	141	43
MONTREAL	48	18	23	7	125	148	43
OTTAWA	48	9	34	5	117	174	23

ATLANTIC DIVISION

TEAM	GP	W	L	T	GF	GA	PTS
PHILADELPHIA	48	28	16	4	150	132	60
NEW JERSEY	48	22	18	8	136	121	52
WASHINGTON	48	22	18	8	136	120	52
NY RANGERS	48	22	23	3	139	134	47
FLORIDA	48	20	22	6	115	127	46
TAMPA BAY	48	17	28	3	120	144	37
NY ISLANDERS	48	15	28	5	126	158	35

The Islanders, with former centre Lorne Henning behind the bench, had hoped they would make big strides last season, as general manager Don Maloney began his overhaul of the roster. Along the way he traded Turgeon for the leadership of Muller and winger Benoit Hogue for goaltending prospect Eric Fichaud. But the Islanders never got on track and wound up finishing last in the division with 35 points. Veteran centre Ray Ferraro led the Islander attack with 22 goals and 43 points.



WESTERN CONFERENCE

The Red Wings entered last season determined to make amends for their early playoff exit the previous spring. That meant making

a commitment to playing improved team defence, which they did. The Red Wings were second best in the League, while their 180 goals for ranked them third offensively. They finished first overall in the League with 70 points, including 33 wins. Coffey was a force at both ends of the rink, leading the team with 58 points, while centre Sergei Fedorov, the 1993-94 Hart and Selke Trophy winner, chipped in with 50 points.

With Mike Keenan as coach and general manager and with several new faces in the lineup, the St. Louis Blues got off to the second best start in franchise history and proceeded to finish with the second-best record in the division and conference with 61 points. Still strong defensively with Curtis Joseph in goal, the Blues were strong on the attack, too, scoring 178 goals, fourth best in the League. Not surprisingly, right winger Brett Hull led the way with 29 goals and 50 points.

A model of consistency, the Blackhawks qualified for the playoffs for the 26th consecutive year, finishing third in the division with 53 points. It was an unusual season for the Blackhawks, however. They started fast, endured a 13-game winless streak which coincided with centre Jeremy Roenick being sidelined with a knee injury, then finished the season unbeaten in their final five games. The one consistent area was team defence, with Belfour and Chelios having outstanding seasons.

Maple Leafs coach Pat Burns admitted that his team never really got comfortable with the shortened season. At various points in the season, after making several off-season roster moves, the Joe Sakic: 62 points, fourth best in League


Maple Leafs had as many as 11 new faces in their lineup, including centre Mats Sundin, who led the team in scoring with 23 goals and 47 points. But the Leafs never won more than two consecutive games and wound up finishing fourth in the division with 50 points.

Injury played a key factor in the Stars falling from third to fifth in the division, finishing with 42 points. The Stars lost superstar centre Mike Modano for the final 14 games with ankle problems. Prior to the season opener general manager-coach Bob Gainey tried to change the chemistry of his team, trading captain Mark Tinordi for Kevin Hatcher. At the trade deadline he traded Russ Courtnall for Greg Adams. But the Stars, who were still strong defensively, allowing just 135 goals, never could overcome the loss of their best player.

With his best player healthy again, Winnipeg general manager and coach John Paddock expected his team to bounce back from an off season. But Paddock, admittedly, was disappointed. Despite the presence of Teemu Selanne, who had missed much of the previous season, the Jets struggled, eventually finishing sixth in the division with 39 points. In the final month, Paddock replaced himself as coach with assistant Terry Simpson. The Jets improved, but not enough to

CENTRAL DIVISION

TEAM	GP	W	L	T	GF	GA	PTS
DETROIT	48	33	11	4	180	117	70
ST LOUIS	48	28	15	5	178	135	61
CHICAGO	48	24	19	5	156	115	53
TORONTO	48	21	19	8	135	146	50
DALLAS	48	17	23	8	136	135	42
WINNIPEG	48	16	25	7	157	177	39



earn a playoff position. One bright spot was Zhamnov, who led the team in scoring with 65 points, third in the League.

Despite several major roster moves, with Kidd replacing the veteran Vernon in goal and defence-man Housley replacing Al MacInnis on the blueline, the Flames were able to finish in first place again in the division, this time with 55 points. Kidd posted 22 wins and Housley was a club-high plus 17. The Flames received an outstanding season from diminutive right winger Theoren Fleury, who led the team with 29 goals and 58 points.

As they did the previous year, Vancouver, under new head coach Rick Ley, struggled for much of last season before coming on late to finish second in the division. The Canucks finished with 48 points, the 500 pace essentially the same as the previous year. Left winger Pavel Bure led the team in scoring with 20 goals and 43 points, while captain Trevor Linden added 40 points. Russ Courtnall chipped in 18 points in his 13 games with the Canucks.

PACIFIC DIVISION

TEAM	GP	W	L	T	GF	GA	PTS
CALGARY	48	24	17	7	163	135	55
VANCOUVER	48	18	18	12	153	148	48
SAN JOSE	48	19	25	4	129	161	42
LOS ANGELES	48	16	23	9	142	174	41
EDMONTON	48	17	27	4	136	183	38
ANAHEIM	48	16	27	5	125	164	37

On the heels of an amazing season, in which they improved by 58 points, San Jose overhauled a large part of their roster last season but still managed to finish third in the division with 42 points. The Sharks moved several veteran players, allowing their talented youngsters to play more. They also acquired an offensive leader in Craig Janney, who was second in scoring with 27 points in 35 games. The Sharks weren't as good defensively as the previous year, finishing 21st, although goaltender Irlbe had flashes of brilliance.

The Kings promised to be bigger, tougher and better last season. Two out of three wasn't good enough. Hampered by injuries on the blueline, they finished fourth in the division with 41 points and missed the playoffs for the second consecutive season. The Kings allowed a whopping 174 goals, tied for third most in the League. Gretzky led a limited attack with 48 points. The Kings made a push for a playoff spot, replacing coach Barry Melrose with former general manager Rogie Vachon, but fell short on the final night of the season.

Several times last season the Oilers thought their rebuilding program was on fast forward. But with youth comes growing pains and the Oilers again missed the playoffs, finishing fifth in the division with 38 points. After replacing rookie

coach George Burnett at the trade deadline, the Oilers made a push to the playoffs under Ron Low, but were eliminated in the final week. But hopes are high, mainly because of goaltender Bill Ranford and centre Jason Arnott. Both impressed again.

The Mighty Ducks of Anaheim were again competitive in their second NHL season, but they lacked the overall depth to earn a playoff position. They finished sixth in the division, one point behind the Oilers. But the Mighty Ducks were mightily impressed with rookie winger Paul Kariya, who led the club in scoring with 18 goals and 39 points. As a team the Mighty Ducks scored just 125 goals, tied for fourth fewest in the League.

As for this season, the 79th in the NHL, there will be some adjustments. The regular season will consist of 82 games per team, with the two neutral-site games deleted. An influx of local funds managed to keep the Jets in Winnipeg, but the Nordiques will have a new home and a new name in Denver and a new division in which to play.

It's expected, too, that the likes of Lindros and Jagr will only get better and will continue to dominate, especially with the League's Board of Governors poised to push the officials to enforce rules to reduce holding and interference. If that happens, the goal scorers, not the goaltenders, may re-emerge as the big stars.

Peter Bondra: League leader with 34 goals



They'll take you TO HELL AND BACK



It's almost impossible to stop
BFGoodrich All-Terrain T/A and Mud-Terrain
T/A radials. They're tougher, sharper and faster.


No matter how hellish the weather or how rough the terrain, they tear up the road, giving you hell bent-for-leather control on and off the pavement. No other light truck tire gives you this much handling performance. No other!



T/A

BFGoodrich
Tires
T/A Tires
Performance. Serious performance.

Receive up to
1,000 Great Repeat
Performances.





1994-95 STATISTICS



Detroit Red Wings Chris Osgood

FINAL TEAM STANDINGS

EASTERN CONFERENCE

NORTHEAST DIVISION

TEAM	GP	W	L	T	GF	GA	PTS
QUEBEC	48	30	13	5	185	134	65
PITTSBURGH	48	29	16	3	181	158	61
BOSTON	48	27	18	3	150	127	57
BUFFALO	48	22	19	7	130	119	51
HARTFORD	48	19	24	5	127	141	43
MONTREAL	48	18	23	7	125	148	43
OTTAWA	48	9	34	5	117	174	23

ATLANTIC DIVISION

TEAM	GP	W	L	T	GF	GA	PTS
PHILADELPHIA	48	28	16	4	150	132	60
NEW JERSEY	48	22	18	8	136	121	52
WASHINGTON	48	22	18	8	136	120	52
NY RANGERS	48	22	23	3	139	134	47
FLORIDA	48	20	22	6	115	127	46
TAMPA BAY	48	17	28	3	120	144	37
NY ISLANDERS	48	15	28	5	126	158	35


WESTERN CONFERENCE

CENTRAL DIVISION

TEAM	GP	W	L	T	GF	GA	PTS
DETROIT	48	33	11	4	180	117	70
ST LOUIS	48	28	15	5	178	135	61
CHICAGO	48	24	19	5	156	115	53
TORONTO	48	21	19	8	135	146	50
DALLAS	48	17	23	8	136	135	42
WINNIPEG	48	16	25	7	157	177	39

PACIFIC DIVISION

TEAM	GP	W	L	T	GF	GA	PTS
CALGARY	48	24	17	7	163	135	55
VANCOUVER	48	18	18	12	153	148	48
SAN JOSE	48	19	25	4	129	161	42
LOS ANGELES	48	16	23	9	142	174	41
EDMONTON	48	17	27	4	136	183	38
ANAHEIM	48	16	27	5	125	164	37



Philadelphia Flyers Dominic Roussel

TEAM HOME, ROAD AND OVERALL RECORD

HOME


TEAM	GP	W	L	T	GF	GA	PTS	PCT
QUEBEC	24	19	1	4	95	50	42	87.5
PITTSBURGH	24	18	5	1	103	71	37	77.1
DETROIT	24	17	4	3	97	59	37	77.1
ST LOUIS	24	16	6	2	92	60	34	70.8
MONTREAL	24	15	5	4	78	59	34	70.8
NEW JERSEY	24	14	4	6	78	50	34	70.8
PHILADELPHIA	24	16	7	1	77	64	33	68.8
WASHINGTON	24	15	6	3	75	48	33	68.8
BOSTON	24	15	7	2	82	55	32	66.7
CALGARY	24	15	7	2	90	68	32	66.7
TORONTO	24	15	7	2	77	65	32	66.7
BUFFALO	24	15	8	1	80	58	31	64.6
HARTFORD	24	12	10	2	64	65	26	54.2
ANAHEIM	24	11	9	4	69	68	26	54.2
VANCOUVER	24	10	8	6	83	70	26	54.2
CHICAGO	24	11	10	3	73	57	25	52.1
NY RANGERS	24	11	10	3	80	72	25	52.1
WINNIPEG	24	10	10	4	81	77	24	50.0
EDMONTON	24	11	12	1	69	84	23	47.9
NY ISLANDERS	24	10	11	3	60	66	23	47.9
DALLAS	24	9	10	5	77	72	23	47.9
SAN JOSE	24	10	13	1	65	78	21	43.8
FLORIDA	24	9	12	3	60	69	21	43.8
TAMPA BAY	24	10	14	0	63	69	20	41.7
LOS ANGELES	24	7	11	6	75	84	20	41.7
OTTAWA	24	5	16	3	62	84	13	27.1

ROAD

TEAM	GP	W	L	T	GF	GA	PTS	PCT
DETROIT	24	16	7	1	83	58	33	68.8
CHICAGO	24	13	9	2	83	58	28	58.3
ST LOUIS	24	12	9	3	86	75	27	56.3
PHILADELPHIA	24	12	9	3	73	68	27	56.3
BOSTON	24	12	11	1	68	72	25	52.1
FLORIDA	24	11	10	3	55	58	25	52.1
PITTSBURGH	24	11	11	2	78	87	24	50.0
QUEBEC	24	11	12	1	90	84	23	47.9
CALGARY	24	9	10	5	73	67	23	47.9
NY RANGERS	24	11	13	0	59	62	22	45.8
VANCOUVER	24	8	10	6	70	78	22	45.8
SAN JOSE	24	9	12	3	64	83	21	43.8
LOS ANGELES	24	9	12	3	67	90	21	43.8
BUFFALO	24	7	11	6	50	61	20	41.7
DALLAS	24	8	13	3	59	63	19	39.6
WASHINGTON	24	7	12	5	61	72	19	39.6
NEW JERSEY	24	8	14	2	58	71	18	37.5
TORONTO	24	6	12	6	58	81	18	37.5
HARTFORD	24	7	14	3	63	76	17	35.4
TAMPA BAY	24	7	14	3	57	75	17	35.4
WINNIPEG	24	6	15	3	76	100	15	31.3
EDMONTON	24	6	15	3	67	99	15	31.3
NY ISLANDERS	24	5	17	2	66	92	12	25.0
ANAHEIM	24	5	18	1	56	96	11	22.9
OTTAWA	24	4	18	2	55	90	10	20.8
MONTREAL	24	3	18	3	47	89	9	18.8

OVERALL

TEAM	GP	W	L	T	GF	GA	PTS	PCT
DETROIT	48	33	11	4	180	117	70	72.9
QUEBEC	48	30	13	5	185	134	65	67.7
PITTSBURGH	48	29	16	3	181	158	61	63.5
ST LOUIS	48	28	15	5	178	135	61	63.5
PHILADELPHIA	48	28	16	4	150	132	60	62.5
BOSTON	48	27	18	3	150	127	57	59.4
CALGARY	48	24	17	7	163	135	55	57.3
CHICAGO	48	24	19	5	156	115	53	55.2
NEW JERSEY	48	22	18	8	136	121	52	54.2
WASHINGTON	48	22	18	8	136	120	52	54.2
BUFFALO	48	22	19	7	130	119	51	53.1
TORONTO	48	21	19	8	135	146	50	52.1
VANCOUVER	48	18	18	12	153	148	48	50.0
NY RANGERS	48	22	23	3	139	134	47	49.0
FLORIDA	48	20	22	6	115	127	46	47.9
HARTFORD	48	19	24	5	127	141	43	44.8
MONTREAL	48	18	23	7	125	148	43	44.8
SAN JOSE	48	17	25	4	129	161	42	43.8
DALLAS	48	17	23	8	136	135	42	43.8
LOS ANGELES	48	16	23	9	142	174	41	42.7
WINNIPEG	48	16	25	7	157	177	39	40.6
EDMONTON	48	17	27	4	136	183	38	39.6
TAMPA BAY	48	17	28	3	120	144	37	38.5
ANAHEIM	48	16	27	5	125	164	37	38.5
NY ISLANDERS	48	15	28	5	126	158	35	36.5
OTTAWA	48	9	34	5	117	174	23	24.0



Hartford winger Paul Ranheim



Edmonton centre Mike Stapleton



Pittsburgh Penguin Chris Joseph

TEAM STANDINGS BY CONFERENCE

EASTERN CONFERENCE

TEAM	GP	W	L	T	GF	GA	PTS	PCT
QUEBEC	48	30	13	5	185	134	65	.677
PITTSBURGH	48	29	16	3	181	158	61	.635
PHILADELPHIA	48	28	16	4	150	132	60	.625
BOSTON	48	27	18	3	150	127	57	.594
NEW JERSEY	48	22	18	8	136	121	52	.542
WASHINGTON	48	22	18	8	136	120	52	.542
BUFFALO	48	22	19	7	130	119	51	.531
NY RANGERS	48	22	23	3	139	134	47	.490
FLORIDA	48	20	22	6	115	127	46	.479
HARTFORD	48	19	24	5	127	141	43	.448
MONTREAL	48	18	23	7	125	148	43	.448
TAMPA BAY	48	17	28	3	120	144	37	.385
NY ISLANDERS	48	15	28	5	126	158	35	.365
OTTAWA	48	9	34	5	117	174	23	.240

WESTERN CONFERENCE

TEAM	GP	W	L	T	GF	GA	PTS	PCT
DETROIT	48	33	11	4	180	117	70	.729
ST LOUIS	48	28	15	5	178	135	61	.635
CALGARY	48	24	17	7	163	135	55	.573
CHICAGO	48	24	19	5	156	115	53	.552
TORONTO	48	21	19	8	135	146	50	.521
VANCOUVER	48	18	18	12	153	148	48	.500
SAN JOSE	48	19	25	4	129	161	42	.438
DALLAS	48	17	23	8	136	135	42	.438
LOS ANGELES	48	16	23	9	142	174	41	.427
WINNIPEG	48	16	25	7	157	177	39	.406
EDMONTON	48	17	27	4	136	183	38	.396
ANAHEIM	48	16	27	5	125	164	37	.385

TEAM HOME AND ROAD RECORD BY CONFERENCE

HOME

TEAM	GP	W	L	T	GF	GA	PTS	PCT
QUEBEC	24	19	1	4	95	50	42	.875
PITTSBURGH	24	18	5	1	103	71	37	.771
MONTREAL	24	15	5	4	78	59	34	.708
NEW JERSEY	24	14	4	6	78	50	34	.708
PHILADELPHIA	24	16	7	1	77	64	33	.688
WASHINGTON	24	15	6	3	75	48	33	.688
BOSTON	24	15	7	2	82	55	32	.667
BUFFALO	24	15	8	1	80	68	31	.646
HARTFORD	24	12	10	2	64	65	26	.542
NY RANGERS	24	11	10	3	80	72	25	.521
NY ISLANDERS	24	10	11	3	60	66	23	.479
FLORIDA	24	9	12	3	60	69	21	.438
TAMPA BAY	24	10	14	0	63	69	20	.417
OTTAWA	24	5	16	3	62	84	13	.271

ROAD

TEAM	GP	W	L	T	GF	GA	PTS	PCT
DETROIT	24	12	9	3	73	68	27	.563
BOSTON	24	12	11	1	68	72	25	.521
FLORIDA	24	11	10	3	55	58	25	.521
PITTSBURGH	24	11	11	2	78	87	24	.500
QUEBEC	24	11	12	1	90	84	23	.479
LOS ANGELES	24	11	13	0	59	62	22	.458
BUFFALO	24	7	11	6	50	61	20	.417
WASHINGTON	24	7	12	5	61	72	19	.396
NEW JERSEY	24	8	14	2	58	71	18	.375
HARTFORD	24	7	14	3	63	76	17	.354
TAMPA BAY	24	5	17	3	57	75	17	.354
NY ISLANDERS	24	5	14	2	66	92	12	.250
OTTAWA	24	4	18	2	55	90	10	.208
MONTREAL	24	3	18	3	47	89	9	.188

WESTERN CONFERENCE

DETROIT	24	17	4	3	97	59	37	.771
ST LOUIS	24	16	6	2	92	60	34	.708
CALGARY	24	15	7	2	90	68	32	.667
TORONTO	24	15	7	2	77	65	32	.667
ANAHEIM	24	11	9	4	69	68	26	.542
VANCOUVER	24	10	8	6	83	70	26	.542
CHICAGO	24	11	10	3	73	57	25	.521
WINNIPEG	24	10	10	4	81	77	24	.500
EDMONTON	24	11	12	1	69	84	23	.479
DALLAS	24	9	10	5	77	72	23	.479
SAN JOSE	24	10	13	1	65	78	21	.438
LOS ANGELES	24	7	11	6	75	84	20	.417
DETROIT	24	16	7	1	83	58	33	.688
CHICAGO	24	13	9	2	83	58	28	.583
ST LOUIS	24	12	9	3	86	75	27	.563
CALGARY	24	9	10	5	73	67	23	.479
VANCOUVER	24	8	10	6	70	78	22	.458
SAN JOSE	24	9	12	3	64	83	21	.438
LOS ANGELES	24	9	12	3	67	90	21	.438
DALLAS	24	8	13	3	59	63	19	.396
TORONTO	24	6	12	6	58	81	18	.375
WINNIPEG	24	6	15	3	76	100	15	.313
EDMONTON	24	6	15	3	67	99	15	.313
ANAHEIM	24	5	18	1	56	96	11	.229

TEAM DIVISIONAL RECORD

AGAINST OWN DIVISION

TEAM	GP	W	L	T	GF	GA	PTS	PCT
BOSTON	24	15	7	2	83	68	32	.667
QUEBEC	24	14	6	4	97	68	32	.667
PITTSBURGH	24	15	8	1	94	83	31	.646
HARTFORD	24	13	10	1	71	67	27	.563
BUFFALO	24	8	10	6	69	67	22	.458
MONTREAL	24	8	12	4	66	79	20	.417
OTTAWA	24	1	21	2	60	108	4	.083

AGAINST OTHER DIVISION

TEAM	GP	W	L	T	GF	GA	PTS	PCT
DETROIT	24	16	7	1	88	66	33	.688
PITTSBURGH	24	14	8	2	87	75	30	.625
BUFFALO	24	14	9	1	61	52	29	.604
BOSTON	24	12	11	1	67	59	25	.521
MONTREAL	24	10	11	3	59	69	23	.479
OTTAWA	24	8	13	3	57	66	19	.396
HARTFORD	24	6	14	4	56	74	16	.333

ATLANTIC DIVISION

PHILADELPHIA	24	16	6	2	76	61	34	.708
NEW JERSEY	24	12	8	4	72	55	28	.583
WASHINGTON	24	11	9	4	70	65	26	.542
NY RANGERS	24	11	11	2	70	70	24	.500
NY ISLANDERS	24	9	12	3	66	77	21	.438
FLORIDA	24	7	13	4	49	63	18	.375
TAMPA BAY	24	7	14	3	58	70	17	.354

FLORIDA	24	13	9	2	66	64	28	.583
PHILADELPHIA	24	12	10	2	74	71	26	.542
WASHINGTON	24	11	9	4	66	55	26	.542
NEW JERSEY	24	10	10	4	64	66	24	.500
NY RANGERS	24	11	12	1	69	64	23	.479
TAMPA BAY	24	10	14	0	62	74	20	.417
NY ISLANDERS	24	6	16	2	60	81	14	.292

CENTRAL DIVISION

DETROIT	24	17	5	2	87	56	36	.750
ST LOUIS	24	13	8	3	81	72	29	.604
TORONTO	24	10	10	4	62	71	24	.500
WINNIPEG	24	9	13	2	77	88	20	.417
CHICAGO	24	7	13	4	52	60	18	.375
DALLAS	24	8	15	1	65	77	17	.354

CHICAGO	24	17	6	1	104	55	35	.729
DETROIT	24	16	6	2	93	61	34	.708
ST LOUIS	24	15	7	2	97	63	32	.667
TORONTO	24	11	9	4	73	75	26	.542
DALLAS	24	9	8	7	71	58	25	.521
WINNIPEG	24	7	12	5	80	89	19	.396


PACIFIC DIVISION

VANCOUVER	24	14	4	6	96	55	34	.708
CALGARY	24	13	8	3	86	68	29	.604
ANAHEIM	24	11	10	3	68	70	25	.521
SAN JOSE	24	10	12	2	67	72	22	.458
EDMONTON	24	9	13	2	70	89	20	.417
LOS ANGELES	24	5	15	4	60	88	14	.292

LOS ANGELES	24	11	8	5	82	86	27	.563
CALGARY	24	11	9	4	77	67	26	.542
SAN JOSE	24	9	13	2	62	84	20	.417
EDMONTON	24	8	14	2	66	94	18	.375
VANCOUVER	24	4	14	6	57	93	14	.292
ANAHEIM	24	5	17	2	57	94	12	.250

TEAM RECORD IN 24-GAME SEGMENTS

FIRST 24 GAMES					SECOND 24 GAMES					OVERALL				
TEAM	W	L	T	PTS	TEAM	W	L	T	PTS	TEAM	W	L	T	PTS
QUEBEC	16	5	3	35	DETROIT	17	5	2	36	DETROIT	33	11	4	70
DETROIT	16	6	2	34	PHILADELPHIA	16	7	1	33	QUEBEC	30	13	5	65
PITTSBURGH	16	6	2	34	BOSTON	15	8	1	31	PITTSBURGH	29	16	3	61
CHICAGO	14	8	2	30	ST LOUIS	14	7	3	31	ST LOUIS	28	15	5	61
ST LOUIS	14	8	2	30	QUEBEC	14	8	2	30	PHILADELPHIA	28	16	4	60
NY RANGERS	12	9	3	27	WASHINGTON	14	8	2	30	BOSTON	27	18	3	57
PHILADELPHIA	12	9	3	27	NEW JERSEY	13	7	4	30	CALGARY	24	17	7	55
BUFFALO	11	8	5	27	CALGARY	13	8	3	29	CHICAGO	24	19	7	53
BOSTON	12	10	2	26	PITTSBURGH	13	10	1	27	NEW JERSEY	22	18	8	52
CALGARY	11	9	4	26	FLORIDA	11	10	3	25	WASHINGTON	22	18	8	52
TORONTO	11	10	3	25	TORONTO	10	9	5	25	BUFFALO	22	19	7	51
VANCOUVER	8	8	8	24	BUFFALO	11	11	2	24	TORONTO	21	19	8	50
NEW JERSEY	9	11	4	24	VANCOUVER	10	10	4	24	VANCOUVER	18	18	12	48
WASHINGTON	8	10	6	22	CHICAGO	10	11	3	23	NY RANGERS	22	23	3	47
DALLAS	9	12	3	21	HARTFORD	10	12	2	22	FLORIDA	20	22	6	46
FLORIDA	9	12	3	21	MONTREAL	10	12	2	22	HARTFORD	19	24	5	43
HARTFORD	9	12	3	21	SAN JOSE	10	12	2	22	MONTREAL	18	23	7	43
NY ISLANDERS	9	12	3	21	ANAHEIM	9	12	3	21	SAN JOSE	19	25	4	42
WINNIPEG	9	12	3	21	DALLAS	8	11	5	21	DALLAS	17	23	8	42
MONTREAL	8	11	5	21	LOS ANGELES	8	11	5	21	LOS ANGELES	16	23	9	41
EDMONTON	9	13	2	20	NY RANGERS	10	14	0	20	WINNIPEG	16	25	7	39
SAN JOSE	9	13	2	20	EDMONTON	8	14	2	18	EDMONTON	17	27	4	38
TAMPA BAY	9	13	2	20	WINNIPEG	7	13	4	18	TAMPA BAY	17	28	3	37
LOS ANGELES	8	12	4	20	TAMPA BAY	8	15	1	17	ANAHEIM	16	27	5	37
ANAHEIM	7	15	2	16	NY ISLANDERS	6	16	2	14	NY ISLANDERS	15	28	5	35
OTTAWA	3	17	4	10	OTTAWA	6	17	1	13	OTTAWA	9	34	5	23



Ottawa winger Phil Bourque

COMPARISON OF 48-GAME TOTALS


TEAM	1994-95 SEASON					1993-94 - FINAL 48 GAMES				
	GP	W	L	T	PTS	GP	W	L	T	PTS
QUEBEC	48	30	13	5	65	48	20	25	3	43
PHILADELPHIA	48	28	16	4	60	48	17	23	8	42
DETROIT	48	33	11	4	70	48	26	17	5	57
ST LOUIS	48	28	15	5	61	48	21	21	6	48
WINNIPEG	48	16	25	7	39	48	12	32	4	28
HARTFORD	48	19	24	5	43	48	14	28	6	34
CHICAGO	48	24	19	5	53	48	21	22	5	47
LOS ANGELES	48	16	23	9	41	48	13	25	10	36
OTTAWA	48	9	34	5	23	48	6	36	6	18
PITTSBURGH	48	29	16	3	61	48	26	17	5	57
BOSTON	48	27	18	3	57	48	25	17	6	56
CALGARY	48	24	17	7	55	48	23	17	8	54
VANCOUVER	48	18	18	12	48	48	22	23	3	47
TORONTO	48	21	19	8	50	48	22	20	6	50
FLORIDA	48	20	22	6	46	48	18	19	11	47
WASHINGTON	48	22	18	8	52	48	23	18	7	53
EDMONTON	48	17	27	4	38	48	17	22	9	43
ANAHEIM	48	16	27	5	37	48	20	25	3	43
BUFFALO	48	22	19	7	51	48	26	16	6	58
NEW JERSEY	48	22	18	8	52	48	27	13	8	62
TAMPA BAY	48	17	28	3	37	48	20	21	7	47
NY RANGERS	48	22	23	3	47	48	27	16	5	59
SAN JOSE	48	19	25	4	42	48	22	16	10	54
DALLAS	48	17	23	8	42	48	25	17	6	56
NY ISLANDERS	48	15	28	5	35	48	21	18	9	51
MONTREAL	48	18	23	7	43	48	26	14	8	60



Dale Hunter: eight goals, including three on power play, with Capitals

SPECIAL TEAMS INDEX


TEAM	ON POWER PLAY			SHORTHANDED		
	PPF	SHA	NET	PPA	SHF	NET
DETROIT	52	7	45	28	5	23
WASHINGTON	45	2	43	34	13	21
BOSTON	46	4	42	24	3	21
CHICAGO	52	3	49	36	7	29
BUFFALO	45	7	38	32	13	19
QUEBEC	45	3	42	38	9	29
TORONTO	37	5	32	28	5	23
NY RANGERS	40	3	37	34	5	29
CALGARY	39	3	36	37	7	30
VANCOUVER	47	10	37	39	7	32
WINNIPEG	42	6	36	40	7	33
DALLAS	39	7	32	34	4	30
PITTSBURGH	42	4	38	46	8	38
PHILADELPHIA	40	9	31	37	2	35
ST LOUIS	36	2	34	46	7	39
NEW JERSEY	22	3	19	28	3	25
TAMPA BAY	25	5	20	32	6	26
FLORIDA	29	6	23	32	1	31
EDMONTON	42	8	34	52	8	44
HARTFORD	30	6	24	37	3	34
LOS ANGELES	35	8	27	42	5	37
MONTREAL	28	3	25	37	1	36
OTTAWA	31	6	25	39	1	38
SAN JOSE	24	5	19	39	6	33
NY ISLANDERS	28	11	17	46	4	42
ANAHEIM	23	8	15	47	4	43



Scott Niedermayer: 19 points, plus 19 in 48 games with Devils

TEAM PENALTIES

TEAM	GP	PIM	BM	AVG
ANAHEIM	48	731	16	15.2
PHILADELPHIA	48	741	6	15.4
TORONTO	48	744	12	15.5
OTTAWA	48	749	8	15.6
FLORIDA	48	770	8	16.0
QUEBEC	48	770	4	16.0
NY RANGERS	48	781	4	16.3
NEW JERSEY	48	787	14	16.4
BOSTON	48	793	6	16.5
MONTREAL	48	840	10	17.5
SAN JOSE	48	840	18	17.5
NY ISLANDERS	48	901	4	18.8
HARTFORD	48	915	2	19.1
DETROIT	48	932	10	19.4
LOS ANGELES	48	978	18	20.4
BUFFALO	48	1022	4	21.3
PITTSBURGH	48	1036	10	21.6
TAMPA BAY	48	1040	10	21.7
ST LOUIS	48	1077	16	22.4
VANCOUVER	48	1093	6	22.8
DALLAS	48	1117	10	23.3
CHICAGO	48	1123	8	23.4
WINNIPEG	48	1144	16	23.8
WASHINGTON	48	1143	12	24.6
EDMONTON	48	1183	12	24.6
CALGARY	48	1249	18	26.0



Anaheim winger Patrik Carnback

TEAM POWER PLAY

HOME					ROAD					OVERALL				
TEAM	GP	ADV	PPF	PCT	TEAM	GP	ADV	PPF	PCT	TEAM	GP	ADV	PPF	PCT
DETROIT	24	119	32	26.9	QUEBEC	24	82	22	26.8	CHICAGO	48	212	52	24.5
NY RANGERS	24	111	28	25.2	CHICAGO	24	115	30	26.1	DETROIT	48	215	52	24.2
PHILADELPHIA	24	100	24	24.0	BOSTON	24	91	21	23.1	QUEBEC	48	186	45	24.2
CHICAGO	24	97	22	22.7	WINNIPEG	24	117	26	22.2	BOSTON	48	211	46	21.8
PITTSBURGH	24	110	25	22.7	DETROIT	24	96	20	20.8	NY RANGERS	48	200	40	20.0
HARTFORD	24	89	20	22.5	WASHINGTON	24	109	22	20.2	WASHINGTON	48	226	45	19.9
QUEBEC	24	104	23	22.1	CALGARY	24	105	21	20.0	VANCOUVER	48	238	47	19.7
BUFFALO	24	118	26	22.0	NY ISLANDERS	24	95	18	18.9	PHILADELPHIA	48	204	40	19.6
BOSTON	24	120	25	20.8	VANCOUVER	24	117	22	18.8	WINNIPEG	48	219	42	19.2
VANCOUVER	24	121	25	20.7	MONTREAL	24	83	14	16.9	PITTSBURGH	48	221	42	19.0
WASHINGTON	24	117	23	19.7	TAMPA BAY	24	83	14	16.9	BUFFALO	48	242	45	18.6
TORONTO	24	104	20	19.2	EDMONTON	24	121	20	16.5	CALGARY	48	211	39	18.5
LOS ANGELES	24	112	21	18.8	ST LOUIS	24	99	16	16.2	LOS ANGELES	48	200	35	17.5
NEW JERSEY	24	84	15	17.9	LOS ANGELES	24	88	14	15.9	HARTFORD	48	174	30	17.2
DALLAS	24	136	24	17.6	PHILADELPHIA	24	104	16	15.4	TORONTO	48	218	37	17.0
CALGARY	24	106	18	17.0	BUFFALO	24	124	19	15.3	ST LOUIS	48	220	36	16.4
ST LOUIS	24	121	20	16.5	PITTSBURGH	24	111	17	15.3	MONTREAL	48	172	28	16.3
OTTAWA	24	118	19	16.1	TORONTO	24	114	17	14.9	EDMONTON	48	259	42	16.2
EDMONTON	24	138	22	15.9	NY RANGERS	24	89	12	13.5	DALLAS	48	248	39	15.7
WINNIPEG	24	102	16	15.7	DALLAS	24	112	15	13.4	NY ISLANDERS	48	178	28	15.7
MONTREAL	24	89	14	15.7	FLORIDA	24	96	12	12.5	OTTAWA	48	215	31	14.4
FLORIDA	24	126	17	13.5	OTTAWA	24	97	12	12.4	TAMPA BAY	48	177	25	14.1
ANAHEIM	24	98	13	13.3	HARTFORD	24	85	10	11.8	NEW JERSEY	48	164	22	13.4
SAN JOSE	24	114	14	12.3	SAN JOSE	24	89	10	11.2	FLORIDA	48	222	29	13.1
NY ISLANDERS	24	83	10	12.0	ANAHEIM	24	104	10	9.6	SAN JOSE	48	203	24	11.8
TAMPA BAY	24	94	11	11.7	NEW JERSEY	24	80	7	8.8	ANAHEIM	48	202	23	11.4

TEAM PENALTY KILLING

HOME					ROAD					OVERALL				
TEAM	GP	TSH	PPA	PCT	TEAM	GP	TSH	PPA	PCT	TEAM	GP	TSH	PPA	PCT
WASHINGTON	24	98	12	87.8	DETROIT	24	102	12	88.2	BOSTON	48	183	24	86.9
BOSTON	24	96	12	87.5	CALGARY	24	127	16	87.4	DETROIT	48	206	28	86.4
TAMPA BAY	24	109	14	87.2	BOSTON	24	87	12	86.2	BUFFALO	48	220	32	85.5
BUFFALO	24	105	14	86.7	FLORIDA	24	98	14	85.7	CALGARY	48	249	37	85.1
DALLAS	24	113	16	85.8	NY RANGERS	24	110	16	85.5	TORONTO	48	185	28	84.9
TORONTO	24	80	12	85.0	TORONTO	24	105	16	84.8	WASHINGTON	48	220	34	84.5
PITTSBURGH	24	98	15	84.7	CHICAGO	24	122	19	84.4	TAMPA BAY	48	205	32	84.4
DETROIT	24	104	16	84.6	BUFFALO	24	115	18	84.3	DALLAS	48	218	34	84.4
PHILADELPHIA	24	84	13	84.5	VANCOUVER	24	133	22	83.5	CHICAGO	48	228	36	84.2
QUEBEC	24	97	15	84.5	DALLAS	24	105	18	82.9	NY RANGERS	48	211	34	83.9
CHICAGO	24	106	17	84.0	WINNIPEG	24	121	21	82.6	VANCOUVER	48	236	39	83.5
VANCOUVER	24	103	17	83.5	WASHINGTON	24	122	22	82.0	FLORIDA	48	191	32	83.2
WINNIPEG	24	114	19	83.3	ST LOUIS	24	113	21	81.4	WINNIPEG	48	235	40	83.0
NEW JERSEY	24	77	13	83.1	TAMPA BAY	24	96	18	81.3	SAN JOSE	48	208	39	81.3
CALGARY	24	122	21	82.8	OTTAWA	24	105	20	81.0	QUEBEC	48	203	38	81.3
LOS ANGELES	24	109	19	82.6	HARTFORD	24	98	19	80.6	NEW JERSEY	48	149	28	81.2
MONTREAL	24	92	16	82.6	SAN JOSE	24	112	22	80.4	LOS ANGELES	48	221	42	81.0
SAN JOSE	24	96	17	82.3	LOS ANGELES	24	112	23	79.5	PHILADELPHIA	48	193	37	80.8
NY RANGERS	24	101	18	82.2	NEW JERSEY	24	72	15	79.2	MONTREAL	48	191	37	80.6
ANAHEIM	24	92	17	81.5	MONTREAL	24	99	21	78.6	OTTAWA	48	199	39	80.4
NY ISLANDERS	24	88	19	80.6	QUEBEC	24	106	23	78.3	ST LOUIS	48	233	46	80.3
FLORIDA	24	83	18	80.6	PHILADELPHIA	24	109	24	78.0	HARTFORD	48	195	37	80.0
OTTAWA	24	94	19	79.8	EDMONTON	24	115	27	76.5	PITTSBURGH	48	229	46	79.9
HARTFORD	24	87	18	79.3	NY ISLANDERS	24	115	27	76.5	NY ISLANDERS	48	213	46	78.4
ST LOUIS	24	120	25	79.2	PITTSBURGH	24	131	31	76.3	EDMONTON	48	233	52	77.7
EDMONTON	24	118	25	78.8	ANAHEIM	24	101	30	70.3	ANAHEIM	48	193	47	75.6



Detroit winger Doug Brown: nine goals, 21 points and plus 14



Los Angeles winger Jari Kurri: 10 goals and 19 points in 38 games

TEAM SHORTHAND GOALS FOR


HOME				ROAD				OVERALL			
TEAM	GP	SHF	GOALS	TEAM	GP	SHF	GOALS	TEAM	GP	SHF	GOALS
BUFFALO	24	10	1	WASHINGTON	24	6	1	BUFFALO	48	13	2
WINNIPEG	24	7	1	LOS ANGELES	24	5	1	WASHINGTON	48	13	2
WASHINGTON	24	7	1	SAN JOSE	24	5	1	QUEBEC	48	9	1
EDMONTON	24	5	1	PITTSBURGH	24	4	1	PITTSBURGH	48	8	1
QUEBEC	24	5	1	ANAHEIM	24	4	1	EDMONTON	48	8	1
CALGARY	24	5	1	QUEBEC	24	4	1	CHICAGO	48	7	1
CHICAGO	24	5	1	NY ISLANDERS	24	4	1	WINNIPEG	48	7	1
ST LOUIS	24	5	1	BUFFALO	24	3	1	CALGARY	48	7	1
NY RANGERS	24	4	1	EDMONTON	24	3	1	VANCOUVER	48	7	1
TAMPA BAY	24	4	1	VANCOUVER	24	3	1	ST LOUIS	48	7	1
VANCOUVER	24	4	1	CHICAGO	24	2	1	TAMPA BAY	48	6	1
TORONTO	24	4	1	CALGARY	24	2	1	SAN JOSE	48	6	1
PITTSBURGH	24	4	1	ST LOUIS	24	2	1	NY RANGERS	48	5	1
DETROIT	24	3	1	TAMPA BAY	24	2	1	DETROIT	48	5	1
DALLAS	24	3	1	DETROIT	24	2	1	LOS ANGELES	48	5	1
HARTFORD	24	2	1	DALLAS	24	1	1	TORONTO	48	5	1
PHILADELPHIA	24	2	1	TORONTO	24	1	1	ANAHEIM	48	4	1
BOSTON	24	2	1	FLORIDA	24	1	1	DALLAS	48	4	1
NEW JERSEY	24	2	1	MONTREAL	24	1	1	NY ISLANDERS	48	4	1
SAN JOSE	24	1	1	NEW JERSEY	24	1	1	HARTFORD	48	3	1
OTTAWA	24	1	1	BOSTON	24	1	1	BOSTON	48	3	1
LOS ANGELES	24	0	1	HARTFORD	24	1	1	NEW JERSEY	48	3	1
NY ISLANDERS	24	0	1	NY RANGERS	24	1	1	PHILADELPHIA	48	2	1
FLORIDA	24	0	1	PHILADELPHIA	24	0	1	FLORIDA	48	1	1
ANAHEIM	24	0	1	OTTAWA	24	0	1	MONTREAL	48	1	1
MONTREAL	24	0	1	WINNIPEG	24	0	1	OTTAWA	48	1	1

TEAM SHORTHAND GOALS AGAINST

HOME				ROAD				OVERALL			
TEAM	GP	SHA	GOALS	TEAM	GP	SHA	GOALS	TEAM	GP	SHA	GOALS
QUEBEC	24	0	1	CALGARY	24	1	1	ST LOUIS	48	2	2
ST LOUIS	24	0	1	WASHINGTON	24	1	1	WASHINGTON	48	2	2
NY RANGERS	24	1	1	NEW JERSEY	24	1	1	NY RANGERS	48	3	3
HARTFORD	24	1	1	CHICAGO	24	2	1	CHICAGO	48	3	3
BOSTON	24	1	1	ST LOUIS	24	2	1	CALGARY	48	3	3
FLORIDA	24	1	1	MONTREAL	24	2	1	MONTREAL	48	3	3
MONTREAL	24	1	1	OTTAWA	24	2	1	QUEBEC	48	3	3
CHICAGO	24	1	1	LOS ANGELES	24	2	1	NEW JERSEY	48	3	3
PITTSBURGH	24	1	1	NY RANGERS	24	2	1	PITTSBURGH	48	4	4
WASHINGTON	24	1	1	SAN JOSE	24	2	1	BOSTON	48	4	4
TAMPA BAY	24	2	1	PITTSBURGH	24	3	1	TAMPA BAY	48	5	5
DETROIT	24	2	1	TORONTO	24	3	1	SAN JOSE	48	5	5
VANCOUVER	24	2	1	QUEBEC	24	3	1	TORONTO	48	5	5
CALGARY	24	2	1	BOSTON	24	3	1	WINNIPEG	48	6	6
TORONTO	24	2	1	WINNIPEG	24	3	1	HARTFORD	48	6	6
NEW JERSEY	24	2	1	TAMPA BAY	24	3	1	FLORIDA	48	6	6
WINNIPEG	24	3	1	BUFFALO	24	4	1	OTTAWA	48	6	6
EDMONTON	24	3	1	DALLAS	24	4	1	BUFFALO	48	7	7
SAN JOSE	24	3	1	PHILADELPHIA	24	4	1	DETROIT	48	7	7
ANAHEIM	24	3	1	ANAHEIM	24	5	1	DALLAS	48	7	7
BUFFALO	24	3	1	FLORIDA	24	5	1	EDMONTON	48	8	8
DALLAS	24	3	1	EDMONTON	24	5	1	ANAHEIM	48	8	8
OTTAWA	24	4	1	HARTFORD	24	5	1	LOS ANGELES	48	8	8
NY ISLANDERS	24	4	1	NY ISLANDERS	24	5	1	PHILADELPHIA	48	9	9
DETROIT	24	5	1	DETROIT	24	5	1	VANCOUVER	48	10	10
VANCOUVER	24	6	1	VANCOUVER	24	8	1	NY ISLANDERS	48	11	11

TEAM PLUS/MINUS RECORD

HOME										ROAD										OVERALL									
TEAM	GP	GF	PPF	NET	GA	PPA	NET	+	-	TEAM	GP	GF	PPF	NET	GA	PPA	NET	+	-	TEAM	GP	GF	PPF	NET	GA	PPA	NET	+	-
QUEBEC	24	95	23	72	50	15	35	37	3	DETROIT	24	83	20	63	58	12	46	17	1	ST LOUIS	48	178	36	142	135	46	89	53	8
ST LOUIS	24	92	20	72	60	25	35	37	3	ST LOUIS	24	86	16	70	75	21	54	16	1	QUEBEC	48	185	45	140	134	38	96	44	4
NEW JERSEY	24	78	15	63	50	13	37	26	1	CHICAGO	24	83	30	53	58	19	39	14	1	DETROIT	48	180	52	128	117	28	89	39	2
CALGARY	24	90	18	72	68	21	47	25	1	PHILADELPHIA	24	73	16	57	68	24	44	13	1	PITTSBURGH	48	181	42	139	158	46	112	27	1
PITTSBURGH	24	103	25	78	71	15	56	22	1	QUEBEC	24	90	22	68	84	23	61	7	1	CALGARY	48	163	39	124	135	37	98	26	1
DETROIT	24	97	32	65	59	16	43	21	1	PITTSBURGH	24	78	17	61	87	31	56	5	1	CHICAGO	48	152	50	114	115	36	79	25	1
MONTREAL	24	78	14	64	59	16	43	21	1	CALGARY	24	73	21	52	67	16	51	1	1	NEW JERSEY	48	135	22	114	121	28	93	21	1
WASHINGTON	24	75	23	52	48	12	36	16	1	NY RANGERS	24	59	12	47	62	16	46	1	1	PHILADELPHIA	48	150	40	110	132	37	95	15	1
BOSTON	24	82	25	57	55	12	43	14	1	DALLAS	24	59	15	44	63	18	45	1	1	WASHINGTON	48	136	45	91	120	34	86	5	1
CHICAGO	24	73	22	51	57	17	40	11	1	FLORIDA	24	55	12	43	58	14	44	1	1	BOSTON	48	150	46	104	127	24	103	1	1
BUFFALO	24	80	26	54	58	14	44	10	1	HARTFORD	24	63	10	53	76	19	57	4	1	NY RANGERS	48	139	40	99	134	34	100	1	1
WINNIPEG	24	81	16	65	77	19	58	7	1	NEW JERSEY	24	58	7	51	71	15	56	5	1	BUFFALO	48	130	45	85	119	32	87	2	1
VANCOUVER	24	83	25	58	70	17	53	5	1	SAN JOSE	24	64	10	54	83	22	61	7	1	VANCOUVER	48	153	47	106	148	39	109	3	1
ANAHEIM	24	69	13	56	68	17	51	5	1	VANCOUVER	24	70	22	48	78	22	56	8	1	DALLAS	48	136	39	97	135	34	101	4	1
TORONTO	24	77	20	57	65	12	53	4	1	WASHINGTON	24	61	22	39	72	22	50	11	1	HARTFORD	48	127	30	97	141	37	104	7	1
NY ISLANDERS	24	60	10	50	66	19	47	3	1	BUFFALO	24	50	19	31	61	18	43	12	1	FLORIDA	48	115	29	86	127	32	95	9	1
PHILADELPHIA	24	77	24	53	64	13	51	2	1	BOSTON	24	68	21	47	72	12	60	13	1	NY ISLANDERS	48	126	28	98	158	46	112	14	1
NY RANGERS	24	80	28	52	72	18	54	2	1	LOS ANGELES	24	67	14	53	90	23	67	14	1	MONTREAL	48	125	28	97	148	37	111	14	1
DALLAS	24	77	24	53	72	16	56	3	1	TAMPA BAY	24	57	14	43	75	18	57	14	1	ANAHEIM	48	125	23	102	164	47	117	15	1
HARTFORD	24	64	20	44	65	18	47	3	1	NY ISLANDERS	24	66	18	48	92	27	65	17	1	SAN JOSE	48	129	24	105	161	39	122	17	1
TAMPA BAY	24	63	17	52	69	14	55	3	1	ANAHEIM	24	56	10	46	96	30	66	20	1	TAMPA BAY	48	120	25	95	144	32	112	17	1
FLORIDA	24	60	17	43	69	18	51	8	1	TORONTO	24	58	17	41	81	16	65	24	1	TORONTO	48	135	37	98	146	28	118	20	1
SAN JOSE	24	65	14	51	78	17	61	10	1	EDMONTON	24	67	20	47	99	27	72	25	1	WINNIPEG	48	157	42	115	177	40	137	22	1
LOS ANGELES	24	75	21	54	84	19	65	11	1	OTTAWA	24	55	12	43	90	20	70	27	1	LOS ANGELES	48	142	35	107	174	42	132	25	1
EDMONTON	24	69	22	47	84	25	59	12	1	WINNIPEG	24	76	26	50	100	21	79	29	1	EDMONTON	48	136	42	94	183	52	131	37	1
OTTAWA	24	62	19	43	84	19	65	22	1	MONTREAL	24	47	14	33	89	21	68	35	1	OTTAWA	48	117	31	86	174	39	135	49	1



Montreal winger Vincent Damphousse: 16 goals, 40 points and plus 15



NY Rangers winger Steve Larmer: 14 goals, 29 points and plus eight

TEAM SCORING PERCENTAGE


TEAM	SHOTS	GOALS	PCT
PITTSBURGH	1400	181	12.9
QUEBEC	1448	185	12.8
ST LOUIS	1411	178	12.6
DETROIT	1571	180	11.5
PHILADELPHIA	1314	150	11.4
CALGARY	1451	163	11.2
SAN JOSE	1152	129	11.2
WINNIPEG	1428	157	11.0
CHICAGO	1443	156	10.8
BUFFALO	1276	130	10.2
LOS ANGELES	1443	142	9.8
WASHINGTON	1386	136	9.8
VANCOUVER	1579	153	9.7
FLORIDA	1191	115	9.7
EDMONTON	1427	136	9.5
NEW JERSEY	1444	136	9.4
OTTAWA	1247	117	9.4
TAMPA BAY	1280	120	9.4
ANAHEIM	1346	125	9.3
NY ISLANDERS	1357	126	9.3
NY RANGERS	1659	139	9.1
BOSTON	1551	150	9.1
MONTREAL	1376	125	9.1
DALLAS	1520	136	8.9
HARTFORD	1428	127	8.9
TORONTO	1520	135	8.9

TEAM RECORD WHEN SCORING FIRST GOAL


HOME						ROAD						OVERALL								
TEAM	GP	FG	W	L	T	PTS	TEAM	GP	FG	W	L	T	PTS	TEAM	GP	FG	W	L	T	PTS
DETROIT	24	15	12	1	2	26	PHILADELPHIA	24	15	9	3	3	21	DETROIT	48	27	22	3	2	46
NEW JERSEY	24	17	11	2	4	26	DETROIT	24	12	0	2	0	20	QUEBEC	48	27	20	6	1	41
CALGARY	24	14	11	1	2	25	DETROIT	24	14	9	5	0	18	PHILADELPHIA	48	25	18	4	3	39
TORONTO	24	16	12	3	1	25	CHICAGO	24	11	8	2	1	17	CALGARY	48	24	17	2	5	39
QUEBEC	24	13	11	1	1	23	DALLAS	24	18	7	9	2	16	TORONTO	48	30	16	8	6	38
WASHINGTON	24	14	11	2	1	23	FLORIDA	24	11	7	2	2	16	BUFFALO	48	27	15	5	7	37
ANAHEIM	24	15	10	3	2	22	BUFFALO	24	13	5	2	6	16	FLORIDA	48	26	16	6	4	36
BUFFALO	24	14	10	3	1	21	VANCOUVER	24	12	6	3	3	15	VANCOUVER	48	27	15	6	6	36
ST LOUIS	24	13	10	2	1	21	BOSTON	24	12	7	5	0	14	NEW JERSEY	48	25	15	5	5	35
VANCOUVER	24	15	9	3	3	21	LOS ANGELES	24	9	7	2	0	14	CHICAGO	48	24	15	6	3	33
PITTSBURGH	24	12	10	2	0	20	NY RANGERS	24	12	7	5	0	14	WASHINGTON	48	23	15	5	3	33
FLORIDA	24	15	9	4	2	20	TAMPA BAY	24	16	6	8	2	14	BOSTON	48	25	16	9	0	32
BOSTON	24	13	9	4	0	18	CALGARY	24	10	5	1	4	14	ST LOUIS	48	21	15	4	2	32
MONTREAL	24	10	9	1	0	18	SAN JOSE	24	10	6	3	1	13	NY RANGERS	48	24	14	9	1	29
PHILADELPHIA	24	10	9	1	0	18	HARTFORD	24	12	5	4	3	13	SAN JOSE	48	23	14	8	1	29
SAN JOSE	24	13	8	5	0	16	TORONTO	24	14	4	5	5	13	DALLAS	48	29	12	12	5	29
CHICAGO	24	13	7	4	2	16	ST LOUIS	24	8	5	2	1	11	ANAHEIM	48	20	13	5	2	28
NY RANGERS	24	12	7	4	1	15	WASHINGTON	24	9	4	3	2	10	TAMPA BAY	48	28	13	13	2	28
WINNIPEG	24	12	7	4	1	15	NEW JERSEY	24	8	4	3	1	9	LOS ANGELES	48	23	12	7	4	28
TAMPA BAY	24	12	7	5	0	14	EDMONTON	24	6	4	2	0	8	HARTFORD	48	23	11	7	5	27
HARTFORD	24	11	6	3	2	14	MONTREAL	24	12	3	7	2	8	PITTSBURGH	48	20	13	7	0	26
LOS ANGELES	24	14	5	4	1	14	OTTAWA	24	10	3	6	1	7	MONTREAL	48	22	12	8	2	26
EDMONTON	24	12	9	5	1	13	WINNIPEG	24	10	6	1	7	7	WINNIPEG	48	22	10	10	2	22
DALLAS	24	11	5	3	3	13	ANAHEIM	24	5	3	2	0	6	EDMONTON	48	18	10	1	7	21
NY ISLANDERS	24	8	5	3	0	10	PITTSBURGH	24	8	3	5	0	6	NY ISLANDERS	48	19	7	12	0	14
OTTAWA	24	11	3	7	1	7	NY ISLANDERS	24	11	2	9	0	4	OTTAWA	48	21	6	13	2	14

TEAM OVERTIME RECORD


HOME						ROAD						OVERALL								
TEAM	GP	W	L	T	PTS	PCT	TEAM	GP	W	L	T	PTS	PCT	TEAM	GP	W	L	T	PTS	PCT
HARTFORD	5	3	0	2	8	800	PHILADELPHIA	5	2	0	3	7	700	HARTFORD	9	4	0	5	13	722
EDMONTON	2	1	0	1	3	750	CHICAGO	3	1	0	2	4	667	ANAHEIM	7	2	0	5	9	643
SAN JOSE	2	1	0	1	3	750	CHITTDOWN	4	1	0	3	5	625	CHICAGO	7	2	0	5	9	643
ANAHEIM	6	2	0	4	8	667	BUFFALO	8	1	1	6	8	500	PHILADELPHIA	8	3	1	4	10	625
CHICAGO	4	1	0	3	5	625	TORONTO	6	0	0	6	6	500	SAN JOSE	5	1	0	4	6	600
MONTREAL	5	1	0	4	6	600	ST LOUIS	5	1	1	3	5	500	QUEBEC	6	1	0	5	7	583
QUEBEC	5	1	0	4	6	600	TAMPA BAY	5	1	1	3	5	500	BUFFALO	9	1	1	7	9	500
NEW JERSEY	8	1	1	6	8	500	CALGARY	5	0	0	5	5	500	CALGARY	9	1	1	7	9	500
LOS ANGELES	6	0	0	6	6	500	WASHINGTON	5	0	0	5	5	500	LOS ANGELES	9	0	0	9	9	500
VANCOUVER	6	0	0	6	6	500	NY ISLANDERS	4	1	1	2	4	500	TORONTO	8	0	0	8	8	500
OTTAWA	5	1	1	3	5	500	PITTSBURGH	4	1	1	2	4	500	TAMPA BAY	7	2	2	3	7	500
DALLAS	5	0	0	5	5	500	LOS ANGELES	3	0	0	3	3	500	NY ISLANDERS	7	1	1	5	7	500
BOSTON	4	1	1	2	4	500	SAN JOSE	3	0	0	3	3	500	OTTAWA	7	1	1	5	7	500
CALGARY	4	1	1	2	4	500	OTTAWA	2	0	0	2	2	500	ST LOUIS	7	1	1	5	7	500
PHILADELPHIA	3	1	1	1	3	500	ANAHEIM	1	0	0	1	1	500	PITTSBURGH	5	1	1	3	5	500
DETROIT	3	0	0	3	3	500	DETROIT	1	0	0	1	1	500	DETROIT	4	0	0	4	4	500
NY ISLANDERS	3	0	0	3	3	500	QUEBEC	1	0	0	1	1	500	NY RANGERS	3	0	0	3	3	500
NY RANGERS	3	0	0	3	3	500	VANCOUVER	7	0	1	6	6	429	VANCOUVER	13	0	1	12	12	462
TAMPA BAY	2	1	0	1	2	500	BOSTON	4	1	2	1	3	375	NEW JERSEY	11	1	2	8	10	455
ST LOUIS	2	0	0	2	2	500	DALLAS	4	0	1	3	3	375	MONTREAL	10	1	2	7	9	450
TORONTO	2	0	0	2	2	500	FLORIDA	4	0	1	3	3	375	DALLAS	9	0	1	8	8	444
BUFFALO	1	0	0	1	1	500	WINNIPEG	4	0	1	3	3	375	WASHINGTON	9	0	1	8	8	444
PITTSBURGH	1	0	0	1	1	500	NEW JERSEY	3	0	1	2	2	333	BOSTON	8	2	3	3	7	438
WINNIPEG	5	0	1	4	4	400	EDMONTON	5	0	2	3	3	300	EDMONTON	7	1	2	4	6	429
WASHINGTON	4	0	1	3	3	375	MONTREAL	5	0	2	3	3	300	WINNIPEG	9	0	2	7	7	389
FLORIDA	5	0	2	3	3	300	NY RANGERS	0	0	0	0	0	000	FLORIDA	9	0	3	6	6	333



Quebec winger Andrei Kovalenko



Calgary defenceman Zarley Zalapski: 28 points and plus nine




Chicago defenceman Gary Suter: 10 goals, 37 points and plus 14

TEAM RECORD IN 1, 2 AND 3 OR MORE GOAL GAMES

1 GOAL GAMES							2 GOAL GAMES							3 OR MORE GOAL GAMES						
TEAM	HOME		ROAD		TOTAL		TEAM	HOME		ROAD		TOTAL		TEAM	HOME		ROAD		TOTAL	
	W	L	W	L	W	L		W	L	W	L	W	L		W	L	W	L	W	L
ANAHEIM	5	0	2	4	7	4	ANAHEIM	3	5	0	5	3	10	ANAHEIM	3	4	3	9	6	13
BOSTON	6	4	9	5	15	9	BOSTON	1	2	2	4	3	6	BOSTON	8	1	1	2	9	3
BUFFALO	5	5	3	3	8	8	BUFFALO	3	1	2	4	5	5	BUFFALO	7	2	2	4	9	6
CALGARY	5	3	1	4	6	7	CALGARY	3	3	2	3	5	6	CALGARY	7	1	6	3	13	4
CHICAGO	3	4	3	2	6	6	CHICAGO	0	4	1	5	1	9	CHICAGO	8	2	9	2	17	4
DALLAS	2	5	3	9	5	14	DALLAS	3	1	3	2	6	3	DALLAS	4	4	2	2	6	6
DETROIT	3	2	4	5	7	7	DETROIT	4	0	6	1	10	1	DETROIT	10	2	6	1	16	3
EDMONTON	4	2	2	4	6	6	EDMONTON	5	3	2	2	7	5	EDMONTON	2	7	2	9	4	16
FLORIDA	3	4	5	4	8	8	FLORIDA	4	4	1	1	5	5	FLORIDA	2	4	5	5	7	9
HARTFORD	5	3	5	7	10	10	HARTFORD	4	2	0	3	4	5	HARTFORD	3	5	2	4	5	9
LOS ANGELES	3	3	3	6	6	6	LOS ANGELES	2	4	3	3	5	7	LOS ANGELES	2	4	3	3	5	13
MONTREAL	5	3	1	5	6	8	MONTREAL	5	1	1	3	6	4	MONTREAL	5	1	1	10	6	11
NEW JERSEY	4	3	3	8	7	11	NEW JERSEY	5	1	4	2	9	3	NEW JERSEY	5	0	1	4	6	4
NY ISLANDERS	6	6	2	6	8	12	NY ISLANDERS	3	1	2	4	5	5	NY ISLANDERS	1	4	1	7	2	11
NY RANGERS	4	8	5	5	9	13	NY RANGERS	5	1	4	5	9	6	NY RANGERS	2	1	2	3	4	4
OTTAWA	2	7	3	6	5	13	OTTAWA	1	5	0	6	1	11	OTTAWA	2	4	1	6	3	10
PHILADELPHIA	9	2	5	3	14	5	PHILADELPHIA	5	3	5	2	10	5	PHILADELPHIA	2	2	2	4	4	6
PITTSBURGH	5	3	6	3	11	6	PITTSBURGH	5	1	3	3	8	4	PITTSBURGH	8	1	2	5	10	6
QUEBEC	5	0	5	5	10	5	QUEBEC	5	1	2	5	7	6	QUEBEC	9	0	4	2	13	2
SAN JOSE	4	3	4	3	8	6	SAN JOSE	3	1	3	2	6	3	SAN JOSE	3	9	2	7	5	16
ST LOUIS	3	4	5	4	8	8	ST LOUIS	4	1	4	4	8	5	ST LOUIS	9	1	3	1	12	2
TAMPA BAY	4	6	2	4	6	10	TAMPA BAY	2	4	1	4	3	8	TAMPA BAY	4	4	4	6	8	10
TORONTO	8	1	4	2	12	3	TORONTO	3	3	2	4	5	7	TORONTO	4	3	0	6	4	9
VANCOUVER	0	2	1	1	1	3	VANCOUVER	4	2	3	3	7	5	VANCOUVER	6	4	4	6	10	10
WASHINGTON	4	3	3	3	7	6	WASHINGTON	4	2	2	6	6	8	WASHINGTON	7	1	2	3	9	4
WINNIPEG	3	6	3	5	6	11	WINNIPEG	3	2	0	3	3	5	WINNIPEG	4	2	3	7	7	9

TEAM RECORD WHEN LEADING, TRAILING AND TIED


LEADING AFTER							TRAILING AFTER							TIED AFTER						
1 PERIOD		2 PERIODS		1 PERIOD			1 PERIOD		2 PERIODS					1 PERIOD		2 PERIODS				
TEAM	W	L	T	W	L	T	TEAM	W	L	T	W	L	T	TEAM	W	L	T	W	L	T
ANAHEIM	9	1	1	14	2	1	ANAHEIM	2	19	2	0	24	2	ANAHEIM	5	7	2	2	1	2
BOSTON	14	2	0	16	1	0	BOSTON	6	5	1	3	12	0	BOSTON	7	11	2	8	5	3
BUFFALO	15	4	5	14	1	1	BUFFALO	3	8	0	0	13	2	BUFFALO	4	7	2	8	5	4
CALGARY	13	2	2	21	2	4	CALGARY	3	10	1	2	12	1	CALGARY	8	5	4	1	3	2
CHICAGO	16	5	2	19	0	0	CHICAGO	1	10	1	1	13	1	CHICAGO	7	4	2	4	6	4
DALLAS	7	4	2	13	2	2	DALLAS	3	8	3	0	14	3	DALLAS	7	11	3	4	7	3
DETROIT	20	1	2	26	0	2	DETROIT	3	6	2	2	10	1	DETROIT	10	4	0	5	1	1
EDMONTON	10	3	0	10	2	0	EDMONTON	2	19	1	1	22	4	EDMONTON	5	5	3	6	3	0
FLORIDA	9	5	3	11	2	1	FLORIDA	1	13	1	1	16	0	FLORIDA	10	4	2	8	4	5
HARTFORD	11	3	2	11	1	1	HARTFORD	4	11	0	1	17	1	HARTFORD	4	10	3	7	6	3
LOS ANGELES	13	1	3	14	0	3	LOS ANGELES	0	18	1	1	21	5	LOS ANGELES	3	4	5	1	2	1
MONTREAL	12	3	0	12	1	3	MONTREAL	3	12	3	2	18	2	MONTREAL	3	4	4	4	4	2
NEW JERSEY	5	4	1	12	3	0	NEW JERSEY	2	6	2	2	8	2	NEW JERSEY	8	9	4	10	10	2
NY ISLANDERS	9	4	1	12	3	0	NY ISLANDERS	4	16	3	1	21	1	NY ISLANDERS	6	8	1	2	4	4
NY RANGERS	9	4	1	15	0	1	NY RANGERS	5	10	0	3	11	0	NY RANGERS	8	9	2	4	12	2
OTTAWA	5	4	0	6	2	1	OTTAWA	1	22	3	0	19	1	OTTAWA	3	8	2	3	13	3
PHILADELPHIA	17	2	1	15	0	2	PHILADELPHIA	8	10	1	0	12	2	PHILADELPHIA	3	4	2	13	4	0
PITTSBURGH	9	3	0	21	1	1	PITTSBURGH	7	8	1	2	12	2	PITTSBURGH	13	5	2	6	3	0
QUEBEC	15	2	0	24	2	0	QUEBEC	3	8	1	0	8	2	QUEBEC	12	3	4	6	3	3
SAN JOSE	12	3	1	15	1	1	SAN JOSE	4	15	2	1	20	0	SAN JOSE	3	7	1	3	4	3
ST LOUIS	15	0	0	19	0	1	ST LOUIS	9	8	2	2	10	1	ST LOUIS	4	7	3	7	5	3
TAMPA BAY	9	6	1	15	2	2	TAMPA BAY	2	13	1	1	19	0	TAMPA BAY	6	9	1	1	7	1
TORONTO	11	4	2	17	1	1	TORONTO	1	9	1	1	15	1	TORONTO	9	6	5	3	3	6
VANCOUVER	15	2	4	15	1	4	VANCOUVER	0	13	3	1	16	2	VANCOUVER	3	3	5	2	1	6
WASHINGTON	10	3	1	17	0	1	WASHINGTON	0	10	0	0	13	3	WASHINGTON	12	5	7	5	5	4
WINNIPEG	6	5	2	13	1	3	WINNIPEG	3	12	2	0	19	1	WINNIPEG	7	8	3	3	5	3



NY Islanders centre Travis Green: 12 points



Dallas defenceman Paul Cavallini: 12 points



St. Louis centre Todd Elik: 23 points

Easton's advanced stick design for maximum puck velocity.
The beauty of it escapes most goalies.



 **EASTON®**

Easton's UltraLite

Easton's exclusive method of compression molding delivers ultimate shaft performance, shot after shot, game after game.

Hand wrapped layers of graphite provide optimal strength, stability and power.

Woven Kevlar® layers eliminate stress/fracturing.

Easton's unique vibration-smothering design.

Clear coat finish for smooth, softer handling.

One of Easton's lightest shafts at 300 grams, delivers unprecedented blade quickness and puck speed.

Pro proven and preferred!

Also available in a junior model.

INDIVIDUAL SCORING LEADERS													
PLAYER	TEAM	GP	G	A	PTS	+/-	PIM	PP	SH	GW	GT	\$	PCT
JAROMIR JAGR	PITTSBURGH	48	32	38	70	23	37	8	3	7	0	192	16.7
ERIC LINDROF	PHILADELPHIA	46	29	41	70	27	60	7	0	4	1	144	20.1
ALEXEI ZHAMNOV	WINNIPEG	48	30	35	65	5	20	9	0	4	0	155	19.4
JOE SAKIC	QUEBEC	47	19	43	62	7	30	3	2	5	0	157	12.1
RON FRANCIS	PITTSBURGH	44	11	48	59	30	18	3	0	1	0	94	11.7
THEOREN FLEURY	CALGARY	47	29	29	58	6	112	9	2	5	0	173	16.8
PAUL COFFEY	DETROIT	45	14	44	58	18	72	4	1	2	0	181	7.7
MIKAEEL RENBERG	PHILADELPHIA	47	26	31	57	20	20	8	0	4	0	143	18.2
JOHN LECCLAIR	MTL-PHI	46	26	28	54	20	30	6	0	7	0	131	19.8
MARK MESSIER	NY RANGERS	46	14	39	53	8	40	3	3	2	0	126	11.1
ADAM OATES	BOSTON	48	12	41	53	11	8	4	1	2	0	109	11.0
BERNIE NICHOLLS	CHICAGO	48	22	29	51	4	32	11	2	5	0	114	19.3
KEITH KACHUK	WINNIPEG	48	22	29	51	4	152	7	2	2	1	129	17.1
BRETT HULL	ST LOUIS	48	29	21	50	13	10	9	3	6	0	200	14.5
JOE NIEUWENDYK	CALGARY	46	21	29	50	11	33	3	0	4	0	122	17.2
SERGEI FEDOROV	DETROIT	42	20	30	50	6	24	7	3	5	0	147	13.6
*PETER FORSBERG	QUEBEC	47	15	35	50	17	16	3	0	3	0	86	17.4
OWEN NOLAN	QUEBEC	46	30	19	49	21	46	13	2	8	0	137	21.9
TEEMU SELANNE	WINNIPEG	45	22	26	48	1	2	8	2	1	1	167	13.2
MARK RECCHI	PHI-MTL	49	16	32	48	9	28	9	0	3	0	121	13.2
WAYNE GRETZKY	LOS ANGELES	48	11	37	48	20	6	3	0	1	0	142	7.7
PIERRE TURGEON	NYI-MTL	49	24	23	47	0	14	5	2	4	0	160	15.0
MATS SUNDM	TORONTO	47	23	24	47	5	14	9	0	4	1	173	13.3
ALEXANDER MOGILNY	BUFFALO	44	19	28	47	0	36	12	0	2	1	148	12.8
TOMAS SANDSTROM	PITTSBURGH	47	21	23	44	1	42	4	1	3	1	116	18.1
ALEXEI YASHIN	OTTAWA	47	21	23	44	20	20	11	0	1	0	154	13.6

DEFENCEMEN SCORING LEADERS													
PLAYER	TEAM	GP	G	A	PTS	+/-	PIM	PP	SH	GW	GT	\$	PCT
PAUL COFFEY	DETROIT	45	14	44	58	18	72	4	1	2	0	181	7.7
RAY BOURQUE	BOSTON	46	12	31	43	3	20	9	0	2	0	210	5.7
PHIL HOUSLEY	CALGARY	43	8	35	43	17	18	3	0	0	0	135	5.9
BRIAN LEITCH	NY RANGERS	48	9	32	41	0	18	3	0	2	0	182	4.9
LARRY MURPHY	PITTSBURGH	48	13	25	38	12	18	4	0	3	0	124	10.5
STEVE DUCHESNE	ST LOUIS	47	12	26	38	29	36	1	0	1	0	116	10.3
CHRIS CHELIOS	CHICAGO	48	5	33	38	17	72	3	1	0	0	166	3.0
GARY SUTER	CHICAGO	48	10	27	37	14	42	5	0	0	0	144	6.9
SERGEI ZUBOV	NY RANGERS	38	10	26	36	2	18	6	0	0	0	116	8.6
TODD GILL	TORONTO	47	7	25	32	8	64	3	1	2	0	82	8.5
GARRY GALLEY	PHI-BUF	47	3	29	32	4	30	2	0	0	0	97	3.1
JEFF BROWN	VANCOUVER	33	8	23	31	2	16	3	0	0	0	111	7.2
CALLE JOHANSSON	WASHINGTON	46	5	26	31	6	35	4	0	2	0	112	4.5
JEFF NORTON	SJ-STL	48	3	27	30	22	72	0	0	1	0	48	6.3
KEVIN HATCHER	DALLAS	47	10	19	29	4	66	3	0	2	1	138	7.2
MATHIEU SCHNEIDER	MTL-NYI	43	8	21	29	8	79	3	0	2	0	118	6.8
ERIC DESJARDINS	MTL-PHI	43	5	24	29	12	14	1	0	1	0	93	5.4
AL MacINNIS	ST LOUIS	32	8	20	28	19	43	2	0	0	0	110	7.3
ZARLEY ZALAPSKI	CALGARY	48	4	24	28	9	46	1	0	1	0	76	5.3
NICKLAS LIDSTROM	DETROIT	43	10	16	26	15	6	7	0	0	0	90	11.1
SANDIS OZOLINS	SAN JOSE	48	9	16	25	6	30	3	1	2	0	83	10.8
STEVE CHASSON	CALGARY	45	2	23	25	10	39	1	0	0	0	110	1.8
ROMAN HAMRLIK	TAMPA BAY	48	12	11	23	18	86	7	1	2	0	134	9.0
STEPHANE QUINTAL	WINNIPEG	43	6	17	23	0	78	3	0	2	0	107	5.6
UWE KRUPP	QUEBEC	44	6	17	23	14	20	3	0	1	1	102	5.9
DARRYL SYDOR	LOS ANGELES	48	4	19	23	2	36	3	0	0	1	96	4.2




Buffalo Sabres winger Alexander Mogilny: 19 goals, including 12 on power play, and 47 points

INDIVIDUAL SCORING LEADERS — 24-GAME SEGMENTS

FIRST 24 GAMES													SECOND 24 GAMES												
PLAYER	TEAM	GP	G	A	PTS	+	-	PIM	PP	SH	GW	GT	PLAYER	TEAM	GP	G	A	PTS	+	-	PIM	PP	SH	GW	GT
ERIC LINDROS	PHILADELPHIA	23	12	22	34	10	27	3	0	2	1	0	JAROMIR JAGR	PITTSBURGH	24	16	21	37	14	23	6	0	1	0	0
JAROMIR JAGR	PITTSBURGH	24	16	17	33	9	14	2	3	6	0	0	ERIC LINDROS	PHILADELPHIA	23	17	19	36	17	33	4	0	2	0	0
JOE SAKIC	QUEBEC	23	11	22	33	12	10	0	1	3	0	0	*PETER FORSBERG	QUEBEC	24	12	24	36	7	8	3	0	2	0	0
ALEXEI ZHAMNOV	WINNIPEG	24	12	20	32	1	8	6	0	2	0	0	ALEXEI ZHAMNOV	WINNIPEG	24	18	15	33	4	12	3	0	2	0	0
BRETT HULL	ST LOUIS	24	18	12	30	10	8	5	1	5	0	0	MIKAEL RENBERG	PHILADELPHIA	23	14	19	33	13	10	4	0	3	0	0
TEEMU SELANNE	WINNIPEG	23	12	18	30	2	0	5	2	1	0	0	OWEN NOLAN	QUEBEC	22	18	14	32	9	26	9	2	5	0	0
JOHN LECLAIR	MTL-PHI	23	13	16	29	6	14	4	0	1	0	0	MARK RECCI	MONTRÉAL	24	9	23	32	8	12	4	0	1	0	0
BERNIE NICHOLLS	CHICAGO	24	13	16	29	1	14	7	1	3	0	0	RON FRANCOIS	PITTSBURGH	24	6	26	32	17	16	2	0	1	0	0
JOHN CULLEN	PITTSBURGH	24	11	18	29	5	39	2	0	0	0	THEOREN FLEURY	CALGARY	23	13	18	31	3	70	2	1	3	0	0	
RICK TOCHET	LOS ANGELES	24	14	14	28	1	56	5	1	2	0	0	PAUL COFFEY	DETROIT	23	10	20	30	8	38	2	1	1	0	0
KEITH KACHUK	WINNIPEG	24	12	16	28	1	94	6	0	0	1	0	PIERRE TURGEON	NYI-MTL	25	16	13	29	11	6	2	1	2	0	0
PAUL COFFEY	DETROIT	22	4	24	28	10	34	2	0	1	0	0	JOE SAKIC	QUEBEC	24	8	21	29	5	20	3	1	2	0	0
THEOREN FLEURY	CALGARY	24	16	11	27	3	42	7	1	2	0	0	MARK MESSIER	NY RANGERS	22	6	23	29	5	32	1	1	0	0	0
ADAM OATES	BOSTON	24	6	21	27	0	4	2	0	1	0	0	PETER BONORA	WASHINGTON	23	23	4	27	6	18	7	5	3	1	0
RON FRANCOIS	PITTSBURGH	20	5	22	27	13	2	1	0	0	0	JOE NIEUWENDYK	CALGARY	22	12	15	27	11	27	1	0	1	0	0	
MIKE MODANO	DALLAS	24	10	16	26	8	8	3	1	0	0	SERGEI FEDOROV	DETROIT	22	7	20	27	2	16	3	0	2	0	0	
TOMAS SANDSTROM	PITTSBURGH	23	12	13	25	5	28	2	1	2	0	0	BRIAN LEITCH	NY RANGERS	24	7	20	27	2	10	2	0	1	0	0
WENDEL CLARK	QUEBEC	24	12	13	25	1	26	5	0	0	0	0	WAYNE GRETZKY	LOS ANGELES	24	6	21	27	6	4	1	0	1	0	0
JOE MULLEN	PITTSBURGH	24	11	14	25	14	4	4	0	1	0	0	BRENDAN SHANAHAN	ST LOUIS	24	13	13	26	2	81	5	1	5	0	0
RAY BOURQUE	BOSTON	24	8	17	25	2	10	5	0	1	0	0	ADAM OATES	BOSTON	24	6	20	26	11	4	2	1	1	0	0
JEREMY ROENICK	CHICAGO	24	8	17	25	4	10	4	0	1	0	0	JOHN LECLAIR	PHILADELPHIA	23	12	15	24	16	2	0	6	0	0	0
ASA THKANEAN	ST LOUIS	24	8	17	25	9	12	4	2	0	1	0	PAT LAFONTAINE	BUFFALO	21	11	14	25	1	4	6	1	3	1	0
MIKAEL RENBERG	PHILADELPHIA	24	12	12	24	7	10	4	0	1	0	0	DOUG WRIGHT	EDMONTON	24	6	19	25	9	41	1	0	1	0	0
TREVOR LINDEN	VANCOUVER	24	11	13	24	1	13	5	0	1	2	0	JOE JUNEAU	WASHINGTON	22	2	23	25	3	8	1	0	0	0	0
DINO CICCARELLI	DETROIT	21	10	14	24	7	22	3	0	1	0	0	MATS SUNDBIN	TORONTO	23	12	12	24	3	10	4	0	2	0	0
MARK MESSIER	NY RANGERS	24	8	16	24	3	8	2	2	2	0	0	ALEXANDER MOGILNY	BUFFALO	20	9	15	24	3	14	6	0	1	0	0

DEFENCEMEN SCORING LEADERS — 24-GAME SEGMENTS

FIRST 24 GAMES													SECOND 24 GAMES												
PLAYER	TEAM	GP	G	A	PTS	+/-	PIM	PP	SH	GW	GT		PLAYER	TEAM	GP	G	A	PTS	+/-	PIM	PP	SH	GW	GT	
PAUL COFFEY	DETROIT	22	4	24	28	10	34	2	0	1	0		PAUL COFFEY	DETROIT	23	10	20	30	8	38	2	1	1	0	
RAY BOURQUE	BOSTON	24	8	17	25	2	10	5	0	1	0		BRIAN LEITCH	NY RANGERS	24	7	20	27	2	10	2	0	1	0	
PHIL HOUSLEY	CALGARY	19	3	21	24	8	8	1	0	0	0		STEVE DUCHESNE	ST LOUIS	23	8	13	21	14	16	1	0	1	0	
CHRIS CHELIDIS	CHICAGO	24	3	19	22	9	18	2	0	0	0		TODD GILL	TORONTO	23	5	16	21	1	33	1	1	1	0	
LARRY MURPHY	PITTSBURGH	24	6	14	20	5	8	1	0	2	0		CALLE JOHANSSON	WASHINGTON	22	3	17	20	2	12	3	0	1	0	
JEFF BROWN	VANCOUVER	20	5	15	20	4	12	3	0	0	0		MATHIEU SCHNEIDER	MTL-NYI	22	7	12	19	3	44	2	0	2	0	
GARY SUTER	CHICAGO	24	4	16	20	6	19	3	0	0	0		SERGEI ZUBOV	NY RANGERS	20	6	13	19	5	6	4	0	0	0	
UWE KRUPP	QUEBEC	22	6	12	18	17	12	3	0	1	1		PHIL HOUSLEY	CALGARY	24	5	14	19	9	10	2	0	0	0	
SERGEI ZUBOV	NY RANGERS	18	4	13	17	3	12	2	0	0	0		JEFF NORTON	ST LOUIS	24	2	17	19	18	26	0	0	1	0	
STEVE DUCHESNE	ST LOUIS	24	4	13	17	15	20	0	0	0	0		LARRY MURPHY	PITTSBURGH	24	7	11	18	7	10	3	0	1	0	
ERIC DESJARDINS	MTL-PHI	23	3	14	17	10	8	1	0	1	0		RAY BOURQUE	BOSTON	22	4	14	18	1	10	4	0	1	0	
STEVE CHASSON	CALGARY	22	1	15	16	1	8	1	0	0	0		ZARLEY ZALAPSKI	CALGARY	24	3	15	18	6	22	1	0	1	0	
GORD MURPHY	FLORIDA	24	4	11	15	2	14	3	0	0	0		GARY SUTER	CHICAGO	24	6	11	17	8	23	2	0	0	0	
GARRY GALLEY	PHILADELPHIA	21	2	13	15	1	16	1	0	0	0		GARRY GALLEY	PHI-BUF	26	1	16	17	3	14	1	0	0	0	
KEVIN HATCHER	DALLAS	23	2	13	15	2	37	0	0	0	0		IGOR KRACHUK	EDMONTON	24	7	9	16	7	29	3	1	0	0	
AL MacINNIS	ST LOUIS	16	3	11	14	12	14	0	0	0	0		CHRIS CHELIDIS	CHICAGO	24	2	14	16	8	54	1	1	0	0	
SHAWN CHAMBERS	TAMPA BAY	23	2	12	14	1	6	1	0	0	0		TEPPU NUMMINEN	WINNIPEG	24	5	10	15	7	6	2	0	0	0	
BRIAN LEITCH	NY RANGERS	24	2	12	14	2	8	1	0	1	0		DARRYL SYDOR	LOS ANGELES	24	1	14	15	6	12	0	0	0	1	
NICKLAS LIDSTROM	DETROIT	24	5	8	13	8	6	4	0	0	0		KEVIN HATCHER	DALLAS	24	8	6	14	6	29	3	0	2	1	
BILL HOULDER	ST LOUIS	24	3	10	13	9	10	1	0	0	0		AL MacINNIS	ST LOUIS	16	5	9	14	7	29	2	0	0	0	
GRANT LEDYARD	DALLAS	22	2	11	13	4	12	2	0	0	0		SANDIS OZOLINS	SAN JOSE	24	4	10	14	0	22	2	1	1	0	
CHRIS JOSEPH	PITTSBURGH	19	5	7	12	6	30	3	0	0	0		VIACHESLAV FETISOV	NJ-DET	15	3	11	14	2	2	3	0	0	0	
DMITRI MIRONOV	TORONTO	23	4	8	12	0	22	2	0	0	0		NICKLAS LIDSTROM	DETROIT	19	5	8	13	7	0	3	0	0	0	
STEPHANE QUINLAT	WINNIPEG	19	3	9	12	8	38	2	0	1	0		BOBBY DOLLAS	ANAHEIM	21	5	8	13	1	2	3	0	0	0	
ALEXEI ZHITNIK	LA-BUF	19	3	9	12	3	43	2	0	0	0		ROMAN HAMRLIK	TAMPA BAY	24	5	8	13	13	54	5	0	0	0	
VLADIMIR MALAKHOV	NY ISLANDERS	18	2	10	12	2	13	1	0	0	0		JYRKI LUMME	VANCOUVER	23	4	9	13	8	18	2	0	1	0	



Chicago Blackhawks Eric Weinrich



Boston Bruins Alexei Kasatonov



Dallas Stars Derian Hatcher

INDIVIDUAL SCORING LEADERS — HOME AND ROAD


AT HOME												
PLAYER	TEAM	GP	G	A	PTS	+	-	PIM	PP	SH	GW	GT
JAROMIR JAGR	PITTSBURGH	24	15	24	39	10	25	3	0	3	0	0
ERIC LINDROS	PHILADELPHIA	24	13	23	36	10	24	2	0	2	1	0
THEOREN FLEURY	CALGARY	24	17	17	34	5	30	4	1	4	0	0
MARK RECCHI	PHI-MTL	25	13	21	34	10	12	7	0	3	0	0
JOE SAKIC	QUEBEC	23	10	23	33	11	18	2	1	3	0	0
MARK MESSIER	NY RANGERS	23	8	25	33	14	15	3	2	1	0	0
ADAM OATES	BOSTON	24	9	23	32	2	6	3	1	1	0	0
PAUL COFFEY	DETROIT	24	5	27	32	8	18	3	0	1	0	0
KEITH KACHUK	WINNIPEG	24	17	14	31	13	66	4	2	2	1	0
TOMAS SANSTROM	PITTSBURGH	24	15	16	31	8	4	2	1	3	0	0
JOE NIEUWENDYK	CALGARY	23	13	18	31	10	10	2	0	1	0	0
BRETT HULL	ST LOUIS	24	19	11	30	10	8	6	2	3	0	0
SERGEI FEDOROV	DETROIT	20	12	17	29	5	10	6	2	3	0	0
RON FRANCIS	PITTSBURGH	21	7	22	29	15	12	3	0	1	0	0
PETER BONDRA	WASHINGTON	23	22	6	28	10	20	6	5	2	1	0
ALEXEI ZHAMNOV	WINNIPEG	24	13	15	28	10	12	3	0	3	0	0
MATS SUNDIN	TORONTO	23	12	16	28	4	6	5	0	3	1	0
TEEMU SELANNE	WINNIPEG	24	11	17	28	13	2	2	2	1	0	0
WAYNE GRETZKY	LOS ANGELES	24	9	19	28	15	4	3	0	1	0	0
OWEN NOLAN	QUEBEC	24	16	11	27	12	24	7	1	5	0	0
ALEXEI YASHIN	OTTAWA	24	12	15	27	7	6	7	0	1	0	0
PIERRE TURGEON	NYI-MTL	28	12	15	27	3	6	3	0	3	0	0
*PETER FORSBERG	QUEBEC	23	5	22	27	13	6	1	0	2	0	0
VINCE DAMPHOUSSE	MONTREAL	24	4	23	27	17	16	1	0	1	0	0
CAM NEELY	BOSTON	22	17	9	26	7	47	11	0	4	1	0
ALEXANDER MOGILNY	BUFFALO	22	8	18	26	5	12	3	0	1	0	0

ON ROAD												
PLAYER	TEAM	GP	G	A	PTS	+	-	PIM	PP	SH	GW	GT
ALEXEI ZHAMNOV	WINNIPEG	24	17	20	37	5	8	6	0	1	0	0
JOHN LECLAIR	MTL-PHI	24	18	16	34	13	14	3	0	4	0	0
ERIC LINDROS	PHILADELPHIA	22	16	18	34	17	36	5	0	2	0	0
BERNIE NICHOLLS	CHICAGO	24	17	15	32	0	20	10	1	5	0	0
MIKAEL RENBERG	PHILADELPHIA	24	12	20	32	12	12	5	0	2	0	0
JAROMIR JAGR	PITTSBURGH	24	17	14	31	13	12	5	3	4	0	0
RON FRANCIS	PITTSBURGH	23	4	26	30	15	6	0	0	0	0	0
JOE SAKIC	QUEBEC	24	9	20	29	4	12	1	1	2	0	0
STEVE DUCHESNE	ST LOUIS	23	10	16	26	13	10	1	0	1	0	0
PAUL COFFEY	DETROIT	21	9	17	26	10	54	1	1	1	0	0
THEOREN FLEURY	CALGARY	23	12	12	24	1	82	5	1	1	0	0
PAVEL BURE	VANCOUVER	24	11	13	24	9	12	3	1	1	0	0
*PETER FORSBERG	QUEBEC	24	10	13	23	4	10	2	1	0	0	0
CHRIS CHELIOS	CHICAGO	24	4	19	23	13	41	2	1	0	0	0
JOE JUNEAU	WASHINGTON	24	1	22	23	5	0	1	0	0	0	0
OWEN NOLAN	QUEBEC	22	14	8	22	9	22	6	1	3	0	0
KEITH PRIMEAU	DETROIT	24	8	14	22	7	50	0	0	2	0	0
ALEXANDER MOGILNY	BUFFALO	22	11	10	21	5	24	9	0	1	1	0
DAVE ANDREYCHUK	TORONTO	24	11	10	21	6	22	3	0	1	2	0
RICK TOCHET	LOS ANGELES	18	10	11	21	0	37	3	1	2	0	0
SERGEI FEDOROV	DETROIT	22	8	13	21	1	14	1	1	2	0	0
GARY SUTER	CHICAGO	24	7	14	21	14	21	4	0	0	0	0
PAUL YSEBAERT	CHI-TB	28	7	14	21	5	16	0	0	1	0	0
ADAM OATES	BOSTON	24	3	18	21	13	2	1	0	1	0	0
LUC ROBITAILLE	PITTSBURGH	23	13	7	20	1	25	2	0	2	0	0
PIERRE TURGEON	NYI-MTL	21	12	8	20	3	8	2	2	1	0	0

DEFENCEMEN SCORING LEADERS — HOME AND ROAD

AT HOME												
PLAYER	TEAM	GP	G	A	PTS	+	-	PIM	PP	SH	GW	GT
PAUL COFFEY	DETROIT	24	5	27	32	8	18	3	0	1	0	0
BRIAN LEETCH	NY RANGERS	24	6	20	26	1	8	2	0	1	0	0
RAY BOURQUE	BOSTON	23	7	18	25	8	6	4	0	0	0	0
PHIL HOUSLEY	CALGARY	22	5	18	23	19	12	1	0	0	0	0
SERGEI ZUBOV	NY RANGERS	19	5	17	22	15	12	4	0	0	0	0
GARRY GALLEY	PHI-BUF	24	3	17	20	15	6	2	0	0	0	0
LARRY MURPHY	PITTSBURGH	24	6	12	18	9	10	2	0	1	0	0
TODD GILL	TORONTO	24	5	13	18	1	35	2	0	1	0	0
JEFF BROWN	VANCOUVER	16	4	13	17	2	6	2	0	0	0	0
ROMAN HAMRLIK	TAMPA BAY	24	8	8	16	4	48	4	1	2	0	0
GARY SUTER	CHICAGO	24	3	13	16	0	21	1	0	0	0	0
ERIC DESJARDINS	MTL-PHI	20	2	14	16	1	6	0	0	0	0	0
UWE KRUPP	QUEBEC	22	6	9	15	13	10	3	0	1	1	0
KEVIN HATCHER	DALLAS	24	5	10	15	3	25	2	0	1	1	0
MATTHEU SCHNEIDER	MTL-NYI	19	4	11	15	12	33	1	0	1	0	0
CALLE JOHANSSON	WASHINGTON	22	3	12	15	6	12	3	0	2	0	0
JEFF NORTON	SJ-STL	20	2	13	15	11	49	0	0	1	0	0
CHRIS CHELIOS	CHICAGO	24	1	14	15	4	31	1	0	0	0	0
NICKLAS LIIDSTROM	DETROIT	22	5	9	14	1	4	4	0	0	0	0
DARRYL SYDOR	LOS ANGELES	24	4	10	14	0	20	3	0	0	1	0
TEPPU NUMMINEN	WINNIPEG	21	3	11	14	13	6	0	0	0	0	0
AL MacINNIS	ST LOUIS	15	4	9	13	16	33	1	0	0	0	0
JYRKI LUMME	VANCOUVER	20	4	9	13	12	16	3	0	1	0	0
ZARLEY ZALAPSKI	CALGARY	24	2	11	13	10	16	1	0	0	0	0
SANDIS OZOLINS	SAN JOSE	24	4	8	12	12	10	2	0	0	0	0
CHRIS JOSEPH	PITTSBURGH	17	3	9	12	6	18	2	0	0	0	0

ON ROAD												
PLAYER	TEAM	GP	G	A	PTS	+	-	PIM	PP	SH	GW	GT
STEVE DUCHESNE	ST LOUIS	23	10	16	26	13	10	1	0	1	0	0
PAUL COFFEY	DETROIT	21	9	17	26	10	54	1	1	1	0	0
CHRIS CHELIOS	CHICAGO	24	4	19	23	13	41	2	1	0	0	0
GARY SUTER	CHICAGO	24	7	14	21	14	21	4	0	0	0	0
LARRY MURPHY	PITTSBURGH	24	7	13	20	3	8	2	0	2	0	0
PHIL HOUSLEY	CALGARY	21	3	17	20	2	6	2	0	0	0	0
RAY BOURQUE	BOSTON	23	5	13	18	5	14	5	0	2	0	0
CALLE JOHANSSON	WASHINGTON	24	2	14	16	12	23	1	0	0	0	0
AL MacINNIS	ST LOUIS	17	4	11	15	3	10	1	0	0	0	0
BRIAN LEETCH	NY RANGERS	24	3	12	15	1	10	1	0	1	0	0
ZARLEY ZALAPSKI	CALGARY	24	2	13	15	1	30	0	0	1	0	0
STEVE CHASSON	CALGARY	21	1	14	15	2	16	1	0	0	0	0
JEFF NORTON	SJ-STL	28	1	14	15	11	23	0	0	0	0	0
SERGEI ZUBOV	NY RANGERS	19	5	9	14	3	6	2	0	0	0	0
KEVIN HATCHER	DALLAS	23	5	9	14	1	41	1	0	1	0	0
JEFF BROWN	VANCOUVER	17	4	10	14	4	10	1	0	0	0	0
MATTHEU SCHNEIDER	MTL-NYI	24	4	10	14	20	46	1	0	1	0	0
TODD GILL	TORONTO	23	2	12	14	7	29	1	1	1	0	0
SANDIS OZOLINS	SAN JOSE	24	5	8	13	6	20	1	1	1	0	0
NORM MACIVER	OTT-PIT	21	3	10	13	7	16	2	0	0	0	0
ERIC DESJARDINS	MTL-PHI	23	3	10	13	8	8	1	0	1	0	0
SHAWN CHAMBERS	TB-NJ	22	2	11	13	2	8	1	0	0	0	0
GRANT LEVYARD	DALLAS	20	5	7	12	5	12	4	0	0	1	0
NICKLAS LIIDSTROM	DETROIT	21	5	7	12	14	2	3	0	0	0	0
DON SWEENEY	BOSTON	24	1	11	12	1	8	0	0	1	0	0
GARRY GALLEY	PHI-BUF	23	0	12	12	11	24	0	0	0	0	0



Montreal Canadiens J.J. Daigneault



Vancouver Canucks Jyrki Lumme



Winnipeg Jets Dave Manson

EVEN-STRENGTH SCORING LEADERS

PLAYER	TEAM	OVERALL				EVEN			
		GP	G	A	PTS	G	A	PTS	PT%
ERIC LINDROS	PHILADELPHIA	46	29	41	70	22	24	46	65.7
JAROMIR JAGR	PITTSBURGH	48	32	38	70	21	24	45	64.3
MIKAEEL RENBERG	PHILADELPHIA	47	26	31	57	18	27	45	78.9
ALEXEI ZHAMINOV	WINNIPEG	48	30	35	65	21	19	40	61.5
JOHN LECLERC	MTL-PHI	46	26	28	54	20	17	37	68.5
JOE SAKIC	QUEBEC	47	19	43	62	14	23	37	59.7
RON FRANCIS	PITTSBURGH	44	11	48	59	8	29	37	62.7
RAY FERRARO	NY ISLANDERS	47	22	21	43	20	16	36	83.7
JOE NIENWENDYK	CALGARY	46	21	29	50	18	17	35	70.0
THEODORE FLEURY	CALGARY	47	29	29	58	18	17	35	60.3
STEPHANE RICHER	NEW JERSEY	45	23	16	39	20	14	34	87.2
LUC ROBITAILLE	PITTSBURGH	46	23	19	42	18	16	34	81.0
*PETER FORSBERG	QUEBEC	47	15	35	50	12	22	34	68.0
TOMAS SANDSTROM	PITTSBURGH	47	21	23	44	16	16	32	72.7
KEITH PRIMEAU	DETROIT	45	15	27	42	14	18	32	76.2
MARK RECCHI	PHI-MTL	49	16	32	48	7	25	32	66.7
SERGEI FEDOROV	DETROIT	42	20	30	50	10	21	31	62.0
OWEN NOLAN	QUEBEC	46	30	19	49	15	15	30	61.2
BRIAN BRADLEY	TAMPA BAY	46	13	27	40	10	20	30	75.0
MARK MESSIER	NY RANGERS	46	14	39	53	8	22	30	56.6

POWER-PLAY SCORING LEADERS

PLAYER	TEAM	OVERALL				POWER PLAY			
		GP	G	A	PTS	G	A	PTS	PT%
PAUL COFFEY	DETROIT	45	14	44	58	4	27	31	53.4
RAY BOURQUE	BOSTON	46	12	31	43	9	20	29	67.4
BERNIE NICHOLLS	CHICAGO	48	22	29	51	11	17	28	54.9
ALEXANDER MOGLIN	BUFFALO	44	19	28	47	12	14	26	55.3
ALEXEI ZHAMINOV	WINNIPEG	48	30	35	65	9	16	25	38.5
JOE JUNEAU	WASHINGTON	44	5	38	43	3	22	25	58.1
ERIC LINDROS	PHILADELPHIA	46	29	41	70	7	17	24	64.3
GARY SUTER	CHICAGO	48	10	27	37	5	19	24	34.9
CALLE JOHANSSON	WASHINGTON	46	5	26	31	4	20	24	77.4
DONALD AUDETTE	BUFFALO	46	24	13	37	13	10	23	62.2
TREVOR LINDEN	VANCOUVER	48	18	22	40	9	14	23	57.5
ADAM OATES	BOSTON	48	12	41	53	4	19	23	43.4
CHRIS CHELIOS	CHICAGO	48	5	33	38	3	20	23	60.5
JAROMIR JAGR	PITTSBURGH	48	32	38	70	8	14	22	31.4
JOE SAKIC	QUEBEC	47	19	43	62	3	19	22	35.5
WAYNE GRETZKY	LOS ANGELES	48	11	37	48	3	19	22	45.8
ALEXEI YASHIN	OTTAWA	47	21	23	44	11	10	21	47.7
JEFF BROWN	VANCOUVER	33	8	23	31	3	18	21	67.7
RON FRANCIS	PITTSBURGH	44	11	48	59	3	18	21	35.6
BRIAN LEITCH	NY RANGERS	48	9	32	41	3	18	21	51.2

SHORTHAND SCORING LEADERS

PLAYER	TEAM	OVERALL				SHORTHAND			
		GP	G	A	PTS	G	A	PTS	PT%
PETER BONDRA	WASHINGTON	47	34	9	43	6	0	6	14.0
WAYNE PRESLEY	BUFFALO	46	14	5	19	5	1	6	31.6
BRETT HULL	ST LOUIS	48	29	21	50	3	3	6	12.0
PAVEL BURE	VANCOUVER	44	20	23	43	2	4	6	14.0
RON ZAMUNER	TAMPA BAY	43	9	6	15	3	2	5	33.3
STEVE KONOWALCHUK	WASHINGTON	46	11	14	25	3	2	5	20.0
DAVE HANNAN	BUFFALO	42	4	12	16	2	3	5	31.3
KEITH KACHUK	WINNIPEG	48	22	29	51	2	3	5	9.8
MICHAEL PIVONKA	WASHINGTON	46	10	23	33	2	2	4	12.1
MIKE RIDLEY	TORONTO	48	10	27	37	2	2	4	10.8
BRENT GILCHRIST	DALLAS	32	9	4	13	3	0	3	23.1
SERGEI FEDOROV	DETROIT	42	20	30	50	3	0	3	6.0
MARK MESSIER	NY RANGERS	46	14	39	53	3	0	3	5.7
JAROMIR JAGR	PITTSBURGH	48	32	38	70	3	0	3	4.3
SCOTT YOUNG	QUEBEC	48	18	21	39	3	0	3	7.7
GERMAN TITOV	CALGARY	40	12	12	24	2	1	3	12.5
ESA TIKKANEN	ST LOUIS	43	12	23	35	2	1	3	8.6
RUSS COURTINALL	DAL-VAN	45	11	24	35	2	1	3	8.6
JOE MULLEN	PITTSBURGH	45	16	21	37	2	1	3	8.1
BRENDAN SHANAHAN	ST LOUIS	45	20	21	41	2	1	3	7.3

DEFENCEMEN EVEN-STRENGTH SCORING LEADERS

PLAYER	TEAM	OVERALL				EVEN			
		GP	G	A	PTS	G	A	PTS	PT%
PAUL COFFEY	DETROIT	45	14	44	58	9	17	26	44.8
STEVE DUCHESNE	ST LOUIS	47	12	26	38	11	13	24	63.2
LARRY MURPHY	PITTSBURGH	48	13	25	38	9	15	24	63.2
JEFF NOTSON	SJ-STL	48	3	27	30	3	21	24	80.0
PHIL HUSLEY	CALGARY	43	8	35	43	5	18	23	53.5
ZARLEY ZALAPSKI	CALGARY	48	4	24	28	3	18	21	75.0
BRIAN LEITCH	NY RANGERS	48	9	32	41	6	13	19	46.3
SANDIS OZOLINS	SAN JOSE	48	9	16	25	5	14	19	76.0
TODD GILL	TORONTO	47	7	25	32	3	16	19	59.4
DARRYL SYDOR	LOS ANGELES	48	4	19	23	1	17	18	78.3
ERIC DESJARDINS	MTL-PHI	43	5	24	29	4	13	17	58.6
FRANTISEK KUCERA	HARTFORD	48	3	17	20	3	14	17	85.0
KEVIN HATCHER	DALLAS	47	10	19	29	7	9	16	55.2
MATHEU SCHNEIDER	MTL-NYI	43	8	21	29	5	11	16	55.2
SERGEI ZUBOV	NY RANGERS	38	10	26	36	4	12	16	44.4
SCOTT STEVENS	NEW JERSEY	48	2	20	22	1	15	16	72.7
AL MacINNIS	ST LOUIS	32	8	20	28	6	9	15	53.6
NICKLAS LIDSTROM	DETROIT	43	10	16	26	3	12	15	57.7
DON SWEENEY	BOSTON	47	3	19	22	2	13	15	68.2
GARRY GALLEY	PHI-BUF	47	3	29	32	1	14	15	46.9

DEFENCEMEN POWER-PLAY SCORING LEADERS

PLAYER	TEAM	OVERALL				POWER PLAY			
		GP	G	A	PTS	G	A	PTS	PT%
PAUL COFFEY	DETROIT	45	14	44	58	4	27	31	53.4
RAY BOURQUE	BOSTON	46	12	31	43	9	20	29	67.4
GARY SUTER	CHICAGO	48	10	27	37	5	19	24	64.9
CALLE JOHANSSON	WASHINGTON	46	5	26	31	4	20	24	77.4
CHRIS CHELIOS	CHICAGO	48	5	33	38	3	20	23	60.5
JEFF BROWN	VANCOUVER	33	8	23	31	3	18	21	67.7
BRIAN LEITCH	NY RANGERS	48	9	32	41	3	18	21	51.2
PHIL HUSLEY	CALGARY	43	8	35	43	3	17	20	46.5
SERGEI ZUBOV	NY RANGERS	38	10	26	36	6	13	19	52.8
GARRY GALLEY	PHI-BUF	47	3	29	32	2	15	17	53.1
MATHEU SCHNEIDER	MTL-NYI	43	8	21	29	3	10	13	44.8
KEVIN HATCHER	DALLAS	47	10	19	29	3	10	13	44.8
STEVE DUCHESNE	ST LOUIS	47	12	26	38	1	12	13	34.2
UWE KRUPP	QUEBEC	44	6	17	23	3	9	12	52.2
TODD GILL	TORONTO	47	7	25	32	3	9	12	37.5
AL MacINNIS	ST LOUIS	32	8	20	28	2	10	12	42.9
DOUG BODGER	BUFFALO	44	3	17	20	2	10	12	60.0
ERIC DESJARDINS	MTL-PHI	43	5	24	29	1	11	12	41.4
STEVE CHASSON	CALGARY	45	2	23	25	1	11	12	48.0
NICKLAS LIDSTROM	DETROIT	43	10	16	26	7	4	11	42.3

DEFENCEMEN SHORTHAND SCORING LEADERS


PLAYER	TEAM	OVERALL				SHORTHAND			
		GP	G	A	PTS	G	A	PTS	PT%
MARTY McSORLEY	LOS ANGELES	41	3	18	21	0	3	3	14.3
DOUG BODGER	BUFFALO	44	3	17	20	0	3	3	15.0
SYLVAIN COTE	WASHINGTON	47	5	14	19	0	3	3	15.8
LARRY MURPHY	PITTSBURGH	48	13	25	38	0	3	3	7.9
*CHRIS SNELL	LOS ANGELES	32	2	7	9	2	0	2	22.2
DARRYL SHANNON	WINNIPEG	40	5	9	14	1	1	2	14.3
LUKE RICHARDSON	EDMONTON	46	3	10	13	1	1	2	15.4
CHRIS CHELIOS	CHICAGO	48	5	33	38	1	1	2	5.3
ROMAN HARMIR	TAMPA BAY	48	12	11	23	1	1	2	8.7
JYRKI LUMME	VANCOUVER	36	5	12	17	0	2	2	11.8
CURTIS LESCHYSHYN	QUEBEC	44	2	13	15	0	2	2	13.3
BRET HEDICAN	VANCOUVER	45	2	11	13	0	2	2	15.4
JOE REKIE	WASHINGTON	48	1	6	7	0	2	2	28.6
IGOR KRAVCHUK	EDMONTON	36	7	11	18	1	0	1	5.6
*OLEG TVERDOVSKY	ANAHEIM	36	3	9	12	1	0	1	8.3
RICHARD SMELLIK	BUFFALO	39	4	7	11	1	0	1	9.1
DIMITRI YUSHEVICH	PHILADELPHIA	40	5	9	14	1	0	1	7.1
MARC BERGEMAN	TAMPA BAY	44	2	4	6	1	0	1	16.7
ALEXEI KASATONOV	BOSTON	44	2	14	16	1	0	1	6.3
PAUL COFFEY	DETROIT	45	14	44	58	1	0	1	1.7

INDIVIDUAL SCORING LEADERS — HOME, ROAD AND DIVISIONAL RECORDS

PLAYER	TEAM	OVERALL				AT HOME				ON ROAD				OWN DIVISION				OTHER DIVISION			
		GP	G	A	PTS	GP	G	A	PTS	GP	G	A	PTS	GP	G	A	PTS	GP	G	A	PTS
JAROMIR JAGR	PITTSBURGH	48	32	38	70	24	15	24	39	24	17	14	31	24	19	18	37	24	13	20	33
ERIC LINDROS	PHILADELPHIA	46	29	41	70	24	13	23	36	22	16	18	34	23	16	22	38	23	13	19	32
ALEXEI ZHAMNOV	WINNIPEG	48	30	35	65	24	13	15	28	24	17	20	37	24	15	16	31	24	15	19	34
JOE SAKIC	QUEBEC	47	19	43	62	23	10	23	33	24	9	20	29	24	9	23	32	23	10	20	30
RON FRANCIS	PITTSBURGH	44	11	48	59	21	7	22	29	23	4	26	30	22	4	25	29	22	7	23	30
THEODRE FLEURY	CALGARY	47	29	29	58	24	17	17	34	23	12	12	24	23	15	17	32	24	14	12	26
PAUL COFFEY	DETROIT	45	14	44	58	24	5	27	32	21	9	17	26	23	8	25	33	22	6	19	25
MIKAEL RENBERG	PHILADELPHIA	47	26	31	57	23	14	11	25	24	12	20	32	24	17	17	34	23	9	14	23
JOHN LeCLAIR	MTL-PHI	46	26	28	54	22	8	12	20	24	18	16	34	23	12	19	31	23	14	9	23
MARK MESSIER	NY RANGERS	46	14	39	53	23	8	25	33	23	6	14	20	22	9	17	26	24	5	22	27
ADAM OATES	BOSTON	48	12	41	53	24	9	23	32	24	3	18	21	24	5	24	29	24	7	17	24
BERNIE NICHOLLS	CHICAGO	48	22	29	51	24	5	14	19	24	17	15	32	24	5	13	18	24	17	16	33
KEITH KACHUK	WINNIPEG	48	22	29	51	24	17	14	31	24	5	15	20	24	9	12	21	24	13	17	30
BRETT HULL	ST LOUIS	48	29	21	50	24	19	11	30	24	10	10	20	24	16	11	27	24	13	10	23
JOE NIEUWENDYK	CALGARY	46	21	29	50	23	13	18	31	23	8	11	19	22	12	13	25	24	9	16	25
SERGEI FEDOROV	DETROIT	42	20	30	50	20	12	17	29	22	8	13	21	21	6	18	24	21	14	12	26
*PETER FORSBERG	QUEBEC	47	15	35	50	23	5	22	27	24	10	13	23	24	10	20	30	23	5	15	20
OWEN NOLAN	QUEBEC	46	30	19	49	24	16	11	27	22	14	8	22	24	12	12	24	22	18	7	25
TEEMU SELANNE	WINNIPEG	45	22	26	48	24	11	17	28	21	11	9	20	23	6	12	18	22	16	14	30
MARK RECCHI	PHI-MTL	49	16	32	48	25	13	21	34	24	3	11	14	24	5	17	22	25	11	15	26
WAYNE GRETZKY	LOS ANGELES	48	11	37	48	24	9	19	28	24	2	18	20	24	3	23	26	24	8	14	22
PIERRE TURGEON	NY-MTL	49	24	23	47	28	12	15	27	21	12	8	20	25	9	16	25	24	15	7	22
MATS SUNDBIN	TORONTO	47	23	24	47	23	12	16	28	24	11	8	19	24	12	13	25	23	11	11	22
ALEXANDER MOGLIN	BUFFALO	44	19	28	47	22	8	18	26	22	11	10	21	22	8	22	30	22	11	6	17
TOMAS SANDSTROM	PITTSBURGH	47	21	23	44	24	15	16	31	23	6	7	13	24	7	14	21	23	14	9	23
ALEXEI YASHIN	OTTAWA	47	21	23	44	24	12	15	27	23	9	8	17	24	8	15	23	23	13	8	21
PETER BONDRA	WASHINGTON	47	34	9	43	23	22	6	28	24	12	3	15	23	16	3	19	24	18	6	24
RAY FERRARO	NY ISLANDERS	47	22	21	43	24	13	11	24	23	9	10	19	24	11	12	23	23	11	9	20
PAVEL BURE	VANCOUVER	44	20	23	43	20	9	10	19	24	11	13	24	23	13	15	28	21	7	8	15
DINO CICCARELLI	DETROIT	42	16	27	43	22	8	16	24	20	8	11	19	21	11	16	27	21	5	11	16
RAY BOURQUE	BOSTON	46	12	31	43	23	7	18	25	23	5	13	18	23	9	13	22	23	3	18	21
PHIL HOUSLEY	CALGARY	43	8	35	43	22	5	18	23	21	3	17	20	24	4	16	20	19	4	19	23
JOE JUNEAU	WASHINGTON	44	5	38	43	20	4	16	20	24	1	22	23	23	3	22	25	21	2	16	18
LUC ROBITAILLE	PITTSBURGH	46	23	19	42	23	10	12	22	23	13	7	20	24	18	9	27	22	5	10	15
KEITH PRIMEAU	DETROIT	45	15	27	42	21	7	13	20	24	8	14	22	22	9	11	20	23	6	16	22
DAVE GAGNER	DALLAS	48	14	28	42	24	7	19	26	24	7	9	16	24	8	12	20	24	6	16	22
CAM NEELY	BOSTON	42	27	14	41	22	17	9	26	20	10	5	15	21	13	10	23	21	14	4	18
JOE MURPHY	CHICAGO	40	23	18	41	22	14	8	22	18	9	10	19	21	10	5	15	19	13	13	26
BRENDAN SHANAHAN	ST LOUIS	45	20	21	41	24	9	12	21	21	11	9	20	24	9	12	21	21	11	9	20
BRIAN LEETCH	NY RANGERS	48	9	32	41	24	6	20	26	24	3	12	15	24	5	12	17	24	4	20	24
RAY SHEPPARD	DETROIT	43	30	10	40	22	18	7	25	21	12	3	15	19	14	4	18	24	16	6	22
TREVOR LINDEN	VANCOUVER	48	18	22	40	24	12	12	24	24	6	10	16	24	14	7	21	24	4	15	19
BRIAN BRADLEY	TAMPA BAY	46	13	27	40	22	4	16	20	24	9	11	20	23	5	16	21	23	8	11	19
VINCE DAMPHOUSSE	MONTREAL	48	10	30	40	24	4	23	27	24	6	7	13	24	5	21	26	24	5	9	14
DOUG WEIGHT	EDMONTON	48	7	33	40	24	5	19	24	24	2	14	16	24	2	21	23	24	5	12	17
STEPHANE RICHIE	NEW JERSEY	45	23	16	39	22	13	10	23	23	10	6	16	23	15	9	24	22	8	7	15
*PAUL KARIYA	ANAHEIM	47	18	21	39	24	11	14	25	23	7	7	14	23	9	12	21	24	9	9	18
SCOTT YOUNG	QUEBEC	48	18	21	39	24	8	13	21	24	10	8	18	24	10	16	26	24	8	5	13
ROD BRIND'AMOUR	PHILADELPHIA	48	12	27	39	24	8	18	26	24	4	9	13	24	5	9	14	24	7	18	25



Quebec defenseman Curtis Leschyshyn: 15 points and plus 29



St. Louis defenseman Steve Duchesne: 38 points and plus 29




The more things change, the more things look like the New Dodge.
So look for the next new Dodge, coming soon to your Dodge dealer.



The New Dodge Caravan. We thought of everything.
No wonder it's just as original as the original.

Gen engin



Dodge Stratus. We questioned everything.
Which will explain why this car is so full of answers.



Dodge Avenger. It's the kind of car that could get by on looks alone.
We engineered it so it would never have to.



Dodge Viper RT/10. We used a ten cylinder, 400 hp engine to bring the American roadster back up to speed.



Dodge Intrepid. Its cab-forward design changed everything. Including the very architecture of the American sedan.

etic
eering.



Dodge Ram Pickup. The rules have changed. From its safety features, to its comfortable ride, to its powerful line of Magnum engines.



Dodge Neon. We took cab-forward and gave it a whole new personality. And the longer you look at it, the brighter it gets.



The New Dodge
A DIVISION OF THE CHRYSLER CORPORATION

WHAT'S *your* BUSINESS ADVANTAGE?



BRENT RADOSKI, GENERAL MANAGER, SWEEPRITE MFG.

"This is a Canadian-based company and we're very proud of that fact. This is not, however, a company whose sole focus is Canada. We sell sweepers all over the world.

"As a result, long distance is a tremendously important part of our business.

"And in that sense, it's not just a cost of doing business. It's an investment in doing business. It is absolutely integral to our growth as a vital, flourishing company in the next ten years.

"Having said all that, I'm still an accountant, and I'm not giving *anybody* a blank cheque. The Advantage Savings Plan allows us to keep

a rein on costs. In the past we were paying on average more than \$1500/month for long distance.

With Advantage, that figure is now closer to \$800. The money we save goes into contacting more new customers and contacting our existing customers more often.

"I'm always watching costs. And this is one of those cases where I like what I see."

If you'd like to keep a closer eye on costs,

call 1-800-889-4686, and discover what it's like to have a real business advantage. Bell Advantage.

**CUT COSTS
WITH AN
ADVANTAGE™
SAVINGS PLAN**




ADVANTAGE™

1-800-889-4686

TEAM LEADERS — EVEN-STRENGTH, POWER-PLAY AND SHORTHAND POINT PERCENTAGE

MIGHTY DUCKS OF ANAHEIM


PLAYER	GP	OVERALL			EVEN STRENGTH			POWER PLAY			SHORTHAND			POINT PERCENTAGE		
		G	A	PTS	G	A	PTS	G	A	PTS	G	A	PTS	ES	PP	SH
*P. KARIYA	47	18	21	39	10	13	23	7	8	15	1	0	1	59.0	38.5	2.6
S. VAN ALLEN	45	8	21	29	6	13	19	1	7	8	1	1	2	65.5	27.6	6.9
S. LEBEAU	38	8	16	24	7	12	19	1	4	5	0	0	0	79.2	20.8	0
T. KRYGIER	35	11	11	22	10	9	19	1	2	3	0	0	0	86.4	13.6	0
P. DOURIS	46	10	11	21	10	11	21	0	0	0	0	0	0	100.0	0	0
P. CARINBACK	41	6	15	21	6	12	18	0	2	2	0	1	1	85.7	9.5	4.8
B. DOLLAS	45	7	13	20	3	10	13	3	3	6	1	0	1	65.0	30.0	5.0
B. CORKUM	44	10	9	19	10	8	18	0	1	1	0	0	0	94.7	5.3	0
J. SACCO	41	10	8	18	8	6	14	2	2	4	0	0	0	77.8	22.2	0
*S. RUCCHINI	43	6	11	17	6	11	17	0	0	0	0	0	0	100.0	0	0
M. SILLINGER	28	4	11	15	2	9	11	2	2	4	0	0	0	73.3	26.7	0
*O. TVERDOVSKY	36	3	9	12	1	7	8	1	2	3	1	0	1	66.7	25.0	8.3
*V. KARPOV	30	4	7	11	4	7	11	0	0	0	0	0	0	100.0	0	0
*M. HOLAN	25	2	8	10	1	4	5	1	3	4	0	1	1	50.0	40.0	10.0
*J. YORK	24	1	9	10	1	5	6	0	4	4	0	0	0	60.0	40.0	0
G. VALK	36	3	6	9	3	6	9	0	0	0	0	0	0	100.0	0	0
T. KURVERS	22	4	3	7	3	1	4	1	2	3	0	0	0	57.1	42.9	0
R. LADOUCEUR	44	2	4	6	2	2	4	0	1	1	0	1	1	66.7	16.7	16.7
D. KARPA	28	1	5	6	1	5	6	0	0	0	0	0	0	100.0	0	0



Mighty Ducks Bobby Dollas

BOSTON BRUINS


PLAYER	GP	OVERALL			EVEN STRENGTH			POWER PLAY			SHORTHAND			POINT PERCENTAGE		
		G	A	PTS	G	A	PTS	G	A	PTS	G	A	PTS	ES	PP	SH
A. OATES	48	12	41	53	7	22	29	4	19	23	1	0	1	54.7	43.4	1.9
R. BOURQUE	46	12	31	43	3	11	14	9	20	29	0	0	0	32.6	67.4	0
C. NEELY	42	27	14	41	11	11	22	16	3	19	0	0	0	53.7	46.3	0
B. SMOLINSKI	44	18	13	31	12	10	22	6	3	9	0	0	0	71.0	29.0	0
*M. CZERKAWSKI	47	12	14	26	11	7	18	1	7	8	0	0	0	69.2	30.8	0
M. NASLUND	34	8	14	22	6	5	11	2	9	11	0	0	0	50.0	50.0	0
D. SWEENEY	47	3	19	22	2	13	15	1	6	7	0	0	0	68.2	31.8	0
T. DONATO	47	10	10	20	9	7	16	1	2	3	0	1	1	80.0	15.0	5.0
J. STUMPEL	44	5	13	18	4	11	15	1	2	3	0	0	0	83.3	16.7	0
S. HEINZE	36	7	9	16	6	9	15	0	0	0	1	0	1	93.8	0	6.3
A. KASATONOV	44	2	14	16	1	7	8	0	7	7	1	0	1	50.0	43.8	6.3
B. HUGHES	44	6	6	12	6	6	12	0	0	0	0	0	0	100.0	0	0
S. LEACH	35	5	6	11	4	4	8	1	2	3	0	0	0	72.7	27.3	0
*J. ROHLOFF	34	3	8	11	3	6	9	0	2	2	0	0	0	81.8	18.2	0
D. REID	38	5	5	10	5	5	10	0	0	0	0	0	0	100.0	0	0
*S. MOGER	18	2	6	8	0	4	4	2	2	4	0	0	0	50.0	50.0	0
G. MURRAY	35	5	2	7	5	2	7	0	0	0	0	0	0	100.0	0	0
D. SHAW	44	3	4	7	2	3	5	1	1	2	0	0	0	71.4	28.6	0
J. HUSCROFT	34	0	6	6	0	6	6	0	0	0	0	0	0	100.0	0	0



Boston Bruins Jozef Stumpel

BUFFALO SABRES

PLAYER	GP	OVERALL			EVEN STRENGTH			POWER PLAY			SHORTHAND			POINT PERCENTAGE		
		G	A	PTS	G	A	PTS	G	A	PTS	G	A	PTS	ES	PP	SH
A. MOGILNY	44	19	28	47	7	13	20	12	14	26	0	1	1	42.6	55.3	2.1
D. AUDETTE	46	24	13	37	11	3	14	13	10	23	0	0	0	37.8	62.2	0
G. GALLEY	47	3	29	32	1	14	15	2	15	17	0	0	0	46.9	53.1	0
P. LaFONTAINE	22	12	15	27	5	5	10	6	10	16	1	0	1	37.0	59.3	3.7
Y. KIMLEYEV	48	8	17	25	5	16	21	2	1	3	1	0	1	84.0	12.0	4.0
D. PLANTE	47	3	19	22	1	10	11	2	8	10	0	1	1	50.0	45.5	4.5
D. BODGER	44	3	17	20	1	4	5	2	10	12	0	3	3	25.0	60.0	15.0
W. PRESLEY	46	14	5	19	9	3	12	0	1	1	5	1	6	63.2	5.3	31.6
D. HAWERCHUK	23	5	11	16	3	3	6	2	8	10	0	0	0	37.5	62.5	0
D. HANNAN	42	4	12	16	2	8	10	0	1	1	2	3	5	62.5	6.3	31.3
A. ZHITNIK	32	4	10	14	1	5	6	3	5	8	0	0	0	42.9	57.1	0
J. DAWE	42	7	4	11	6	2	8	0	2	2	1	0	1	72.7	18.2	9.1
C. SIMPSON	24	4	7	11	3	4	7	1	3	4	0	0	0	63.6	36.4	0
R. SIMEHLIK	39	4	7	11	3	5	8	0	2	2	1	0	1	72.7	18.2	9.1
B. SWEENEY	45	5	4	9	2	2	4	1	1	2	2	1	3	44.4	22.2	33.3
S. PEARSON	42	3	5	8	3	5	8	0	0	0	0	0	0	100.0	0	0
C. HUDDY	41	2	5	7	1	4	5	1	1	2	0	0	0	71.4	28.6	0
B. MAY	33	3	3	6	2	3	5	1	0	1	0	0	0	83.3	16.7	0
C. MUNI	40	0	6	6	0	6	6	0	0	0	0	0	0	100.0	0	0




Buffalo Sabres Doug Bodger

TEAM LEADERS — EVEN-STRENGTH, POWER-PLAY AND SHORTHAND POINT PERCENTAGE



Calgary Flames German Titov



Chicago Blackhawks Patrick Poulin



Dallas Stars Dean Evason

CALGARY FLAMES

PLAYER	GP	OVERALL			EVEN STRENGTH			POWER PLAY			SHORTHAND			POINT PERCENTAGE		
		G	A	PTS	G	A	PTS	G	A	PTS	G	A	PTS	ES	PP	SH
T. FLEURY	47	29	29	58	18	17	35	9	11	20	2	1	3	60.3	34.5	5.2
J. NIEUWENDYK	46	21	29	50	18	17	35	3	12	15	0	0	0	70.0	30.0	0
P. HOUSLEY	43	8	35	43	5	18	23	3	17	20	0	0	0	53.5	46.5	0
R. REICHEL	48	18	17	35	13	9	22	5	8	13	0	0	0	62.9	37.1	0
Z. ZALAPSKI	48	4	24	28	3	18	21	1	6	7	0	0	0	75.0	25.0	0
S. CHIASSON	45	2	23	25	1	12	13	1	11	12	0	0	0	52.0	48.0	0
G. TITOV	40	12	12	24	7	9	16	3	2	5	2	1	3	66.7	20.0	12.5
J. OTTO	47	8	13	21	6	12	18	0	0	0	2	1	3	85.7	0	14.3
W. WALZ	39	6	12	18	2	11	13	4	1	5	0	0	0	72.2	27.8	0
P. KRUSE	45	11	5	16	11	5	16	0	0	0	0	0	0	100.0	0	0
S. KENNEDY	30	7	8	15	6	8	14	1	0	1	0	0	0	93.3	6.7	0
R. STERN	39	9	4	13	8	4	12	1	0	1	0	0	0	92.3	7.7	0
K. DAHL	34	4	8	12	4	8	12	0	0	0	0	0	0	100.0	0	0
K. KISIO	12	7	4	11	1	4	5	5	0	5	1	0	1	45.5	45.5	9.1
M. SULLIVAN	38	4	7	11	4	7	11	0	0	0	0	0	0	100.0	0	0
N. BORSCHESKY	27	0	10	10	0	9	9	0	1	1	0	0	0	90.0	10.0	0
J. PATRICK	43	0	10	10	0	8	8	0	1	1	0	1	1	80.0	10.0	10.0
S. MCCARTHY	37	5	3	8	5	2	7	0	1	1	0	0	0	87.5	12.5	0
L. ESAU	15	0	6	6	0	4	4	0	2	2	0	0	0	66.7	33.3	0

CHICAGO BLACKHAWKS

PLAYER	GP	OVERALL			EVEN STRENGTH			POWER PLAY			SHORTHAND			POINT PERCENTAGE		
		G	A	PTS	G	A	PTS	G	A	PTS	G	A	PTS	ES	PP	SH
B. NICHOLLS	48	22	29	51	9	12	21	11	17	28	2	0	2	41.2	54.9	3.9
J. MURPHY	40	23	18	41	16	9	25	7	8	15	0	1	1	61.0	36.6	2.4
C. CHELIOS	48	5	33	38	1	12	13	3	20	23	1	1	2	34.2	60.5	5.3
G. SUTER	48	10	27	37	5	7	12	5	19	24	0	1	1	32.4	64.9	2.7
T. AMONTE	48	15	20	35	8	13	21	6	7	13	1	0	1	60.0	37.1	2.9
J. ROENICK	33	10	24	34	5	10	15	5	13	18	0	1	1	44.1	52.9	2.9
P. POULIN	45	15	15	30	11	13	24	4	2	6	0	0	0	80.0	20.0	0
D. SAVARD	43	10	15	25	8	9	17	2	6	8	0	0	0	68.0	32.0	0
*S. KRIVOKRASOV	41	12	7	19	6	7	13	6	0	6	0	0	0	68.4	31.6	0
J. SHANTZ	45	6	12	18	4	9	13	0	2	2	2	1	3	72.2	11.1	16.7
B. SUTTER	47	7	8	15	6	8	14	1	0	1	0	0	0	93.3	6.7	0
D. GRAHAM	40	4	9	13	2	8	10	1	1	2	1	0	1	76.9	15.4	7.7
E. WEINRICH	48	3	10	13	2	7	9	1	3	4	0	0	0	69.2	30.8	0
S. SMITH	48	1	12	13	1	9	10	0	3	3	0	0	0	76.9	23.1	0
M. CRAVEN	16	4	3	7	3	3	6	1	0	1	0	0	0	85.7	14.3	0
B. GRIEVE	24	1	5	6	1	4	5	0	1	1	0	0	0	83.3	16.7	0
J. CUMMINS	37	4	1	5	4	1	5	0	0	0	0	0	0	100.0	0	0
G. DIDUCK	35	2	3	5	1	2	3	1	1	2	0	0	0	60.0	40.0	0
C. RUSSELL	33	1	3	4	1	3	4	0	0	0	0	0	0	100.0	0	0


DALLAS STARS

PLAYER	GP	OVERALL			EVEN STRENGTH			POWER PLAY			SHORTHAND			POINT PERCENTAGE		
		G	A	PTS	G	A	PTS	G	A	PTS	G	A	PTS	ES	PP	SH
D. GAGNER	48	14	28	42	7	15	22	7	12	19	0	1	1	52.4	45.2	2.4
M. MODANO	30	12	17	29	7	10	17	4	7	11	1	0	1	58.6	37.9	3.4
K. HATCHER	47	10	19	29	7	9	16	3	10	13	0	0	0	55.2	44.8	0
M. DONNELLY	44	12	15	27	9	11	20	3	4	7	0	0	0	74.1	25.9	0
C. MILLEN	45	5	18	23	4	15	19	1	3	4	0	0	0	82.6	17.4	0
T. KLATT	47	12	10	22	7	7	14	5	3	8	0	0	0	63.6	36.4	0
G. ADAMS	43	8	13	21	3	9	12	3	4	7	2	0	2	57.1	33.3	9.5
*T. HARVEY	40	11	9	20	9	3	12	2	6	8	0	0	0	60.0	40.0	0
*M. KENNEDY	44	6	12	18	4	10	14	2	2	4	0	0	0	77.8	22.2	0
G. LEDYARD	38	5	13	18	1	6	7	4	6	10	0	1	1	38.9	55.6	5.6
P. BROTEN	47	7	9	16	7	8	15	0	1	1	0	0	0	93.8	6.3	0
D. HATCHER	43	5	11	16	3	7	10	2	4	6	0	0	0	62.5	37.5	0
D. EVASON	47	8	7	15	7	5	12	1	0	1	0	2	2	80.0	6.7	13.3
B. GILCHRIST	32	9	4	13	5	4	9	1	0	1	3	0	3	69.2	7.7	23.1
P. CAVALLINI	44	1	11	12	1	7	8	0	3	3	0	1	1	66.7	25.0	8.3
P. ZEEL	30	6	5	11	6	3	9	0	1	1	0	1	1	81.8	9.1	9.1
C. LUDWIG	42	2	7	9	2	7	9	0	0	0	0	0	0	100.0	0	0
D. ZMOLEK	42	0	5	5	0	4	4	0	1	1	0	0	0	80.0	20.0	0
S. CHURLA	27	1	3	4	1	3	4	0	0	0	0	0	0	100.0	0	0

TEAM LEADERS — EVEN-STRENGTH, POWER-PLAY AND SHORTHAND POINT PERCENTAGE

DETROIT RED WINGS


PLAYER	OVERALL			EVEN STRENGTH			POWER PLAY			SHORTHAND			POINT PERCENTAGE			
	GP	G	A PTS	G	A PTS	G	A PTS	G	A PTS	G	A PTS	ES	PP	SH		
P. COFFEY	45	14	44	58	9	17	26	4	27	31	1	0	1	44.8	53.4	1.7
S. FEDOROV	42	20	30	50	10	21	31	7	9	16	3	0	3	62.0	32.0	6.0
D. CICCARELLI	42	16	27	43	10	16	26	6	11	17	0	0	0	60.5	39.5	0
K. PRIMEAU	45	15	27	42	14	18	32	1	8	9	0	1	1	76.2	21.4	2.4
R. SHEPPARD	43	30	10	40	19	8	27	11	2	13	0	0	0	67.5	32.5	0
S. YZERMAN	47	12	26	38	8	11	19	4	15	19	0	0	0	50.0	50.0	0
V. KOZLOV	46	13	20	33	8	13	21	5	7	12	0	0	0	63.6	36.4	0
N. LIDSTROM	43	10	16	26	3	12	15	7	4	11	0	0	0	57.7	42.3	0
D. BROWN	45	9	12	21	7	11	18	1	0	1	1	1	2	85.7	4.8	9.5
B. ERREY	43	8	13	21	8	10	18	0	3	3	0	0	0	85.7	14.3	0
V. FETISOV	18	3	12	15	0	10	10	3	2	5	0	0	0	66.7	33.3	0
S. BURR	42	6	8	14	6	8	14	0	0	0	0	0	0	100.0	0	0
V. KONSTANTINOV	47	3	11	14	3	11	14	0	0	0	0	0	0	100.0	0	0
D. McCARTY	31	5	8	13	4	7	11	1	1	2	0	0	0	84.6	15.4	0
M. LAPOINTE	39	4	6	10	4	6	10	0	0	0	0	0	0	100.0	0	0
G. JOHNSON	22	3	5	8	1	5	6	2	0	2	0	0	0	75.0	25.0	0
K. DRAPER	36	2	6	8	2	5	7	0	0	0	0	1	1	87.5	0	12.5
B. ROUSE	48	1	7	8	1	6	7	0	1	1	0	0	0	87.5	12.5	0
M. HOWE	18	1	5	6	1	2	3	0	3	3	0	0	0	50.0	50.0	0



Detroit Red Wings Steve Yzerman

EDMONTON OILERS

	OVERALL			EVEN STRENGTH			POWER PLAY			SHORTHAND			POINT PERCENTAGE			
PLAYER	GP	G	A PTS	G	A PTS	G	A PTS	G	A PTS	G	A PTS	ES	PP	SH		
D. WEIGHT	48	7	33	40	6	13	19	1	20	21	0	0	0	47.5	52.5	0
J. ARNOTT	42	15	22	37	8	10	18	7	11	18	0	1	1	48.6	48.6	2.7
S. CORSON	48	12	24	36	10	14	24	2	9	11	0	1	1	66.7	30.6	2.8
D. OLIVER	44	16	14	30	6	8	14	10	6	16	0	0	0	46.7	53.3	0
*T. MARCHANT	45	13	14	27	8	10	18	3	4	7	2	0	2	66.7	25.9	7.4
K. BUCHBERGER	48	7	17	24	4	15	19	2	0	2	1	2	3	79.2	8.3	12.5
S. THORNTON	47	10	12	22	9	9	18	0	3	3	1	0	1	81.8	13.6	4.5
I. KRAVCHUK	36	7	11	18	3	6	9	3	5	8	1	0	1	50.0	44.4	5.6
M. STAPLETON	46	6	11	17	3	7	10	3	4	7	0	0	0	58.8	41.2	0
L. RICHARDSON	46	3	10	13	1	8	9	1	1	2	1	1	2	69.2	15.4	15.4
J. SLEGR	31	2	10	12	1	7	8	1	2	3	0	1	1	66.7	25.0	8.3
K. MALTBY	47	8	3	11	6	2	8	0	1	1	2	0	2	72.7	9.1	18.2
D. KENNEDY	40	2	8	10	2	8	10	0	0	0	0	0	0	100.0	0	0
F. OLAUSSON	33	0	10	10	0	9	9	0	1	1	0	0	0	90.0	10.0	0
B. MIRONOV	29	1	7	8	1	2	3	0	5	5	0	0	0	37.5	62.5	0
K. SUTTON	24	4	3	7	4	0	4	0	2	2	0	1	1	57.1	28.6	14.3
*P. WHITE	9	2	4	6	0	4	4	2	0	2	0	0	0	66.7	33.3	0
B. MARCHMENT	40	1	5	6	1	4	5	0	0	0	0	1	1	83.3	0	16.7
Z. CIGER	5	2	2	4	1	1	2	1	1	2	0	0	0	50.0	50.0	0



Edmonton Oilers Kelly Buchberger


FLORIDA PANTHERS

PLAYER	GP	OVERALL		EVEN STRENGTH		POWER PLAY		SHORTHAND		POINT PERCENTAGE					
		G	A PTS	G	A PTS	G	A PTS	G	A PTS	ES	PP	SH			
J. BELANGER	47	15	14	29	9	6	15	6	8	14	0	0	51.7	48.3	0
S. BARNES	41	10	19	29	9	13	22	1	5	6	0	1	75.9	20.7	3.4
S. MELLANBY	48	13	12	25	9	6	15	4	6	10	0	0	60.0	40.0	0
G. MURPHY	46	6	16	22	1	10	11	5	6	11	0	0	50.0	50.0	0
D. LOWRY	45	10	10	20	8	5	13	2	5	7	0	0	65.0	35.0	0
J. HULL	46	11	8	19	11	7	18	0	1	1	0	0	94.7	5.3	0
B. LINDSAY	48	10	9	19	9	8	17	0	1	1	1	0	89.5	5.3	5.3
T. FITZGERALD	48	3	13	16	3	13	16	0	0	0	0	0	100.0	0	0
B. SKRUDLAND	47	5	9	14	4	9	13	1	0	1	0	0	92.9	7.1	0
J. GARPENLOV	40	4	10	14	4	7	11	0	3	3	0	0	78.6	21.4	0
M. HOUGH	48	6	7	13	6	6	12	0	1	1	0	0	92.3	7.7	0
J. WOOLLEY	34	4	9	13	3	3	6	1	6	7	0	0	46.2	53.8	0
G. DUCHESNE	46	3	9	12	3	7	10	0	0	0	0	2	83.3	0	16.7
R. NIEDERMAYER	48	4	6	10	3	4	7	1	2	3	0	0	70.0	30.0	0
B. KUDLSKI	26	6	3	9	3	2	5	3	1	4	0	0	55.6	44.4	0
B. BENNING	24	1	7	8	0	4	4	1	3	4	0	0	50.0	50.0	0
M. SVENSSON	19	2	5	7	1	3	4	1	2	3	0	0	57.1	42.9	0
A. LOMAKIN	31	1	6	7	0	4	4	1	2	3	0	0	57.1	42.9	0
P. LAUS	37	0	7	7	0	7	7	0	0	0	0	0	100.0	0	0



Florida Panthers Brian Skrudland

TEAM LEADERS — EVEN-STRENGTH, POWER-PLAY AND SHORTHAND POINT PERCENTAGE



Hartford Whalers Robert Kron



Los Angeles Kings John Druce



Montreal Canadiens Brian Bellows

HARTFORD WHALERS

PLAYER	GP	OVERALL			EVEN STRENGTH			POWER PLAY			SHORTHAND			POINT PERCENTAGE		
		G	A	PTS	G	A	PTS	G	A	PTS	G	A	PTS	ES	PP	SH
A. CASSELLS	46	7	30	37	6	22	28	1	8	9	0	0	0	75.7	24.3	.0
D. TURCOTTE	47	17	18	35	13	11	24	3	7	10	1	0	1	68.6	28.6	2.9
G. SANDERSON	46	18	14	32	14	9	23	4	5	9	0	0	0	71.9	28.1	.0
S. RICE	40	11	10	21	7	6	13	4	4	8	0	0	0	61.9	38.1	.0
P. RANHEIM	47	6	14	20	6	13	19	0	1	1	0	0	0	95.0	5.0	.0
F. KUCERA	48	3	17	20	3	14	17	0	3	3	0	0	0	85.0	15.0	.0
J. CARSON	38	9	10	19	5	8	13	4	2	6	0	0	0	68.4	31.6	.0
R. KRON	37	10	8	18	6	4	10	3	3	6	1	1	2	55.6	33.3	11.1
A. NIKOLISHIN	39	8	10	18	6	7	13	1	3	4	1	0	1	72.2	22.2	5.6
A. BURT	46	7	11	18	4	7	11	3	4	7	0	0	0	61.1	38.9	.0
G. WESLEY	48	2	14	16	1	4	5	1	10	11	0	0	0	31.3	68.8	.0
C. PRONGER	43	5	9	14	2	7	9	3	2	5	0	0	0	64.3	35.7	.0
J. LEMIEUX	41	6	5	11	6	4	10	0	0	0	0	1	1	90.9	.0	9.1
T. DRURY	34	3	6	9	3	6	9	0	0	0	0	0	0	100.0	.0	.0
M. JANSSENS	46	2	5	7	2	5	7	0	0	0	0	0	0	100.0	.0	.0
B. GLYNN	43	1	6	7	1	5	6	0	1	1	0	0	0	85.7	14.3	.0
K. SMYTH	16	1	5	6	1	4	5	0	1	1	0	0	0	83.3	16.7	.0
I. CHIBIREV	8	3	1	4	3	1	4	0	0	0	0	0	0	100.0	.0	.0
K. CHASE	28	0	4	4	0	4	4	0	0	0	0	0	0	100.0	.0	.0

LOS ANGELES KINGS

PLAYER	GP	OVERALL			EVEN STRENGTH			POWER PLAY			SHORTHAND			POINT PERCENTAGE		
		G	A	PTS	G	A	PTS	G	A	PTS	G	A	PTS	ES	PP	SH
W. GRETZKY	48	11	37	48	8	15	23	3	19	22	0	3	3	47.9	45.8	6.3
R. TOCCHET	36	18	17	35	10	12	22	7	5	12	1	0	1	62.9	34.3	2.9
D. QUINN	44	14	17	31	12	12	24	2	4	6	0	1	1	77.4	19.4	3.2
J. KURRI	38	10	19	29	8	6	14	2	13	15	0	0	0	48.3	51.7	.0
T. GRANATO	33	13	11	24	11	8	19	2	2	4	0	1	1	79.2	16.7	4.2
D. SYDOR	48	4	19	23	1	17	18	3	1	4	0	1	1	78.3	17.4	4.3
M. McSORLEY	41	3	18	21	2	9	11	1	6	7	0	3	3	52.4	33.3	14.3
J. DRUCE	43	15	5	20	12	4	16	3	1	4	0	0	0	80.0	20.0	.0
R. BURRIDGE	40	4	15	19	2	12	14	2	3	5	0	0	0	73.7	26.3	.0
M. PETIT	40	5	12	17	3	10	13	2	2	4	0	0	0	76.5	23.5	.0
E. LACROIX	45	9	7	16	6	6	12	2	1	3	1	0	1	75.0	18.8	6.3
P. CONACHER	48	7	9	16	6	8	14	0	0	0	1	1	2	87.5	.0	12.5
R. LANG	36	4	8	12	4	7	11	0	1	1	0	0	0	91.7	8.3	.0
R. BLAKE	24	4	7	11	0	5	5	4	2	6	0	0	0	45.5	54.5	.0
K. TODD	33	3	8	11	3	8	11	0	0	0	0	0	0	100.0	.0	.0
G. SHUCHUK	22	3	6	9	3	6	9	0	0	0	0	0	0	100.0	.0	.0
C. SNELL	32	2	7	9	0	4	4	0	3	3	2	0	2	44.4	33.3	22.2
R. COWIE	32	2	7	9	2	5	7	0	2	2	0	0	0	77.8	22.2	.0
Y. PERREAULT	26	2	5	7	2	4	6	0	1	1	0	0	0	85.7	14.3	.0


MONTREAL CANADIENS

PLAYER	GP	OVERALL			EVEN STRENGTH			POWER PLAY			SHORTHAND			POINT PERCENTAGE		
		G	A	PTS	G	A	PTS	G	A	PTS	G	A	PTS	ES	PP	SH
M. RECCHI	49	16	32	48	7	25	32	9	7	16	0	0	0	66.7	33.3	.0
P. TURGEON	49	24	23	47	17	11	28	5	12	17	2	0	2	59.6	36.2	4.3
V. DAMPHOUSE	48	10	30	40	6	20	26	4	10	14	0	0	0	65.0	35.0	.0
B. BRUNET	45	7	18	25	5	17	22	1	1	2	1	0	1	88.0	8.0	4.0
V. MALAKHOV	40	4	17	21	3	7	10	1	10	11	0	0	0	47.6	52.4	.0
M. KEANE	48	10	10	20	9	9	18	1	1	2	0	0	0	90.0	10.0	.0
B. SAVAGE	37	12	7	19	12	7	19	0	0	0	0	0	0	100.0	.0	.0
B. BELLAWS	41	8	8	16	7	4	11	1	4	5	0	0	0	68.8	31.3	.0
P. BRISEBOIS	35	4	8	12	4	5	9	0	3	3	0	0	0	75.0	25.0	.0
Y. RACINE	47	4	7	11	2	5	7	2	2	4	0	0	0	63.6	36.4	.0
L. ODELINE	48	3	7	10	3	5	8	0	2	2	0	0	0	80.0	20.0	.0
J.J. DAIGNEAULT	45	3	5	8	3	4	7	0	0	0	0	1	1	87.5	.0	12.5
T. STEVENSON	41	6	1	7	6	1	7	0	0	0	0	0	0	100.0	.0	.0
B. FOGARTY	21	5	2	7	2	2	4	3	0	3	0	0	0	57.1	42.9	.0
O. PETROV	12	2	3	5	2	2	4	0	1	1	0	0	0	80.0	20.0	.0
E. RONAN	30	1	4	5	1	4	5	0	0	0	0	0	0	100.0	.0	.0
P. POPOVIC	33	0	5	5	0	5	5	0	0	0	0	0	0	100.0	.0	.0
V. BURE	24	3	1	4	3	1	4	0	0	0	0	0	0	100.0	.0	.0
M. LAMB	47	1	2	3	1	2	3	0	0	0	0	0	0	100.0	.0	.0

TEAM LEADERS — EVEN-STRENGTH, POWER-PLAY AND SHORTHAND POINT PERCENTAGE

NEW JERSEY DEVILS


PLAYER	GP	OVERALL			EVEN STRENGTH			POWER PLAY			SHORTHAND			POINT PERCENTAGE		
		G	A	PTS	G	A	PTS	G	A	PTS	G	A	PTS	ES	PP	SH
S. RICHER	45	23	16	39	20	14	34	1	2	3	2	0	2	87.2	7.7	5.1
N. BROTEN	47	8	24	32	6	18	24	2	5	7	0	1	1	75.0	21.9	3.1
J. MacLEAN	46	17	12	29	14	6	20	2	6	8	1	0	1	69.0	27.6	3.4
B. GUERIN	46	12	13	25	8	11	19	4	2	6	0	0	0	76.0	24.0	.0
S. STEVENS	46	2	20	22	1	15	16	1	5	6	0	0	0	72.7	27.3	.0
S. CHAMBERS	45	4	17	21	2	12	14	2	5	7	0	0	0	66.7	33.3	.0
B. HOLIK	46	10	10	20	10	9	19	0	1	1	0	0	0	95.0	5.0	.0
C. LEMIEUX	45	6	13	19	5	12	17	1	0	1	0	1	1	89.5	5.3	5.3
S. NIEDERMAYER	48	4	15	19	0	10	10	4	4	8	0	1	1	52.6	42.1	5.3
T. CHORSKE	42	10	8	18	10	7	17	0	0	0	0	1	1	94.4	.0	5.6
*B. ROLSTON	40	7	11	18	5	10	15	2	1	3	0	0	0	83.3	16.7	.0
B. CARPENTER	41	5	11	16	5	11	16	0	0	0	0	0	0	100.0	.0	.0
B. DRIVER	41	4	12	16	3	4	7	1	8	9	0	0	0	43.8	56.3	.0
T. ALBELIN	45	5	10	15	3	10	13	2	0	2	0	0	0	86.7	13.3	.0
*S. BRYLIN	26	6	8	14	6	4	10	0	4	4	0	0	0	71.4	28.6	.0
R. MCKAY	33	5	7	12	5	6	11	0	1	1	0	0	0	91.7	8.3	.0
M. PELUSO	46	2	9	11	2	9	11	0	0	0	0	0	0	100.0	.0	.0
D. COLE	38	4	5	9	3	5	8	1	0	1	0	0	0	88.9	11.1	.0
J. DOWD	10	1	4	5	0	2	2	1	2	3	0	0	0	40.0	60.0	.0



New Jersey Devils John MacLean

NEW YORK ISLANDERS

PLAYER	GP	OVERALL			EVEN STRENGTH			POWER PLAY			SHORTHAND			POINT PERCENTAGE		
		G	A	PTS	G	A	PTS	G	A	PTS	G	A	PTS	ES	PP	SH
R. FERRARO	47	22	21	43	20	16	36	2	5	7	0	0	0	83.7	16.3	.0
M. SCHNEIDER	43	8	21	29	5	11	16	3	10	13	0	0	0	55.2	44.8	.0
K. MULLER	45	11	16	27	6	13	19	4	3	7	1	0	1	70.4	25.9	3.7
P. FLATLEY	45	7	20	27	6	19	25	1	1	2	0	0	0	92.6	7.4	.0
S. THOMAS	47	11	15	26	8	9	17	3	6	9	0	0	0	65.4	34.6	.0
D. KING	43	10	16	26	3	12	15	7	4	11	0	0	0	57.7	42.3	.0
*Z. PALFFY	33	10	7	17	9	5	14	1	2	3	0	0	0	82.4	17.6	.0
M. McINNIS	41	9	7	16	9	5	14	0	2	2	0	0	0	87.5	12.5	.0
S. LACHANCE	26	6	7	13	3	4	7	3	3	6	0	0	0	53.8	46.2	.0
T. GREEN	42	5	7	12	5	6	11	0	1	1	0	0	0	91.7	8.3	.0
D. VASKE	41	1	11	12	1	9	10	0	2	2	0	0	0	83.3	16.7	.0
B. BEERS	22	2	7	9	1	6	7	1	1	2	0	0	0	77.8	22.2	.0
B. SEVERIN	28	2	4	6	1	3	4	1	1	2	0	0	0	66.7	33.3	.0
B. DALGARNO	22	3	2	5	1	2	3	1	0	1	1	0	1	60.0	20.0	20.0
*C. MARINUCCI	12	1	4	5	1	3	4	0	1	1	0	0	0	80.0	20.0	.0
R. SUTTER	27	1	4	5	1	4	5	0	0	0	0	0	0	100.0	.0	.0
*B. LINDROS	33	1	3	4	1	3	4	0	0	0	0	0	0	100.0	.0	.0
C. LUONGO	47	1	3	4	1	2	3	0	0	0	0	1	1	75.0	.0	25.0
P. STANTON	18	0	4	4	0	1	1	0	3	3	0	0	0	25.0	75.0	.0



New York Islanders Marty McInnis


NEW YORK RANGERS

PLAYER	GP	OVERALL			EVEN STRENGTH			POWER PLAY			SHORTHAND			POINT PERCENTAGE		
		G	A	PTS	G	A	PTS	G	A	PTS	G	A	PTS	ES	PP	SH
M. MESSIER	46	14	39	53	8	22	30	3	17	20	3	0	3	56.6	37.7	5.7
B. LEETCH	48	9	32	41	6	13	19	3	18	21	0	1	1	46.3	51.2	2.4
S. ZUBOV	38	10	26	36	4	12	16	6	13	19	0	1	1	44.4	52.8	2.8
P. VERBEEK	48	17	16	33	10	12	22	7	4	11	0	0	0	66.7	33.3	.0
A. GRAVES	47	17	14	31	8	7	15	9	6	15	0	1	1	48.4	48.4	3.2
S. LARMER	47	14	15	29	10	11	21	3	4	7	1	0	1	72.4	24.1	3.4
A. KOVALEV	48	13	15	28	11	10	21	1	5	6	0	1	1	75.0	21.4	3.6
B. NOONAN	45	14	13	27	7	9	16	7	3	10	0	1	1	59.3	37.0	3.7
P. NEDVED	46	11	12	23	10	9	19	1	3	4	0	0	0	82.6	17.4	.0
S. NEMCHINOV	47	7	6	13	7	6	13	0	0	0	0	0	0	100.0	.0	.0
A. KARPOVITSEV	47	4	8	12	3	3	6	1	4	5	0	1	1	50.0	41.7	8.3
T. LONEY	30	5	4	9	3	4	7	2	0	2	0	0	0	77.8	22.2	.0
J. WELLS	43	2	7	9	2	6	8	0	1	1	0	0	0	88.9	11.1	.0
N. LaFAYETTE	39	4	4	8	3	4	7	0	0	0	1	0	1	87.5	.0	12.5
S. MATTEAU	41	3	5	8	3	5	8	0	0	0	0	0	0	100.0	.0	.0
K. LOWE	44	1	7	8	0	7	7	1	0	1	0	0	0	87.5	12.5	.0
M. OSBORNE	37	1	3	4	1	2	3	0	0	0	0	1	1	75.0	.0	25.0
*N. KYPREOS	40	1	3	4	1	3	4	0	0	0	0	0	0	100.0	.0	.0
J. BRUKERBOOM	44	1	3	4	1	2	3	0	0	0	0	1	1	75.0	.0	25.0



New York Rangers Sergei Nemchinov


TEAM LEADERS — EVEN-STRENGTH, POWER-PLAY AND SHORTHAND POINT PERCENTAGE



Ottawa Senators Dave McLlwain

OTTAWA SENATORS


PLAYER	GP	OVERALL			EVEN STRENGTH			POWER PLAY			SHORTHAND			POINT PERCENTAGE		
		G	A	PTS	G	A	PTS	G	A	PTS	G	A	PTS	ES	PP	SH
A. YASHIN	47	21	23	44	10	13	23	11	10	21	0	0	0	52.3	47.7	.0
A. DAIGLE	47	16	21	37	11	11	22	4	10	14	1	0	1	59.5	37.8	2.7
S. TURGEON	33	11	8	19	9	6	15	2	2	4	0	0	0	78.9	21.1	.0
M. STRAKA	37	5	13	18	5	9	14	0	4	4	0	0	0	77.8	22.2	.0
*S. LAROCHE	18	8	7	15	6	2	8	2	5	7	0	0	0	53.3	46.7	.0
S. HILL	45	1	14	15	1	8	9	0	6	6	0	0	0	60.0	40.0	.0
R. GAUDREAU	36	5	9	14	5	7	12	0	2	2	0	0	0	85.7	14.3	.0
M. PICARD	24	5	8	13	4	4	8	1	4	5	0	0	0	61.5	38.5	.0
S. LEVINS	24	5	6	11	5	5	10	0	1	1	0	0	0	90.9	9.1	.0
D. MCLLWAIN	43	5	6	11	4	5	9	1	1	2	0	0	0	81.8	18.2	.0
*R. BONK	42	3	8	11	2	5	7	1	3	4	0	0	0	63.6	36.4	.0
R. CUNNEYWORTH	48	5	5	10	3	5	8	2	0	2	0	0	0	80.0	20.0	.0
P. ELYNIK	41	3	7	10	3	4	7	0	3	3	0	0	0	70.0	30.0	.0
T. MALLETTE	23	3	5	8	3	5	8	0	0	0	0	0	0	100.0	.0	.0
C. DAHLQUIST	46	1	7	8	0	7	7	1	0	1	0	0	0	87.5	12.5	.0
*P. DEMITRA	16	4	3	7	3	2	5	1	1	2	0	0	0	71.4	28.6	.0
P. BOURQUE	38	4	3	7	4	3	7	0	0	0	0	0	0	100.0	.0	.0
K. HUFFMAN	37	2	4	6	0	3	3	2	1	3	0	0	0	50.0	50.0	.0
D. ARCHIBALD	14	2	2	4	2	2	4	0	0	0	0	0	0	100.0	.0	.0



Philadelphia Flyers Rod Brind'Amour

PHILADELPHIA FLYERS

PLAYER	GP	OVERALL			EVEN STRENGTH			POWER PLAY			SHORTHAND			POINT PERCENTAGE		
		G	A	PTS	G	A	PTS	G	A	PTS	G	A	PTS	ES	PP	SH
E. LINDROS	46	29	41	70	22	24	46	7	17	24	0	0	0	65.7	34.3	.0
M. RENBERG	47	26	31	57	18	27	45	8	4	12	0	0	0	78.9	21.1	.0
J. LECIAIR	46	26	28	54	20	17	37	6	11	17	0	0	0	68.5	31.5	.0
R. BRIND'AMOUR	48	12	27	39	7	14	21	4	12	16	1	1	2	53.8	41.0	5.1
E. DESJARDINS	43	5	24	29	4	13	17	1	11	12	0	0	0	58.6	41.4	.0
D. YUSHEVICH	40	5	9	14	1	8	9	3	1	4	1	0	1	64.3	28.6	7.1
K. DINEEN	40	8	5	13	4	4	8	4	0	4	0	1	1	61.5	30.8	7.7
*C. THERIEN	48	3	10	13	2	8	10	1	2	3	0	0	0	76.9	23.1	.0
B. FIEDY	30	8	4	12	5	2	7	3	2	5	0	0	0	58.3	41.7	.0
C. MACTAVISH	45	3	9	12	3	9	12	0	0	0	0	0	0	100.0	.0	.0
A. SEMENOV	41	4	6	10	2	5	7	2	0	2	0	1	1	70.0	20.0	10.0
S. PODEIN	44	3	7	10	3	6	9	0	0	0	0	1	1	90.0	.0	10.0
K. HALLER	36	2	7	9	2	7	9	0	0	0	0	0	0	100.0	.0	.0
G. DIONNE	26	0	9	9	0	7	7	0	2	2	0	0	0	77.8	22.2	.0
K. DYKHUIS	33	2	6	8	1	5	6	1	1	2	0	0	0	75.0	25.0	.0
P. SVOBODA	37	0	8	8	0	3	3	0	5	5	0	0	0	37.5	62.5	.0
*P. JUHLIN	42	4	3	7	4	2	6	0	1	1	0	0	0	85.7	14.3	.0
R. DIMAIO	36	3	1	4	3	1	4	0	0	0	0	0	0	100.0	.0	.0
D. BROWN	28	1	2	3	1	2	3	0	0	0	0	0	0	100.0	.0	.0



Pittsburgh Penguins Kevin Stevens

PITTSBURGH PENGUINS

PLAYER	GP	OVERALL			EVEN STRENGTH			POWER PLAY			SHORTHAND			POINT PERCENTAGE		
		G	A	PTS	G	A	PTS	G	A	PTS	G	A	PTS	ES	PP	SH
J. JAGR	48	32	38	70	21	24	45	8	14	22	3	0	3	64.3	31.4	4.3
R. FRANCIS	44	11	48	59	8	29	37	3	18	21	0	1	1	62.7	35.6	1.7
T. SANDSTROM	47	21	23	44	16	16	32	4	5	9	1	2	3	72.7	20.5	6.8
L. ROBITAILLE	46	23	19	42	18	16	34	5	3	8	0	0	0	81.0	19.0	.0
L. MURPHY	48	13	25	38	9	15	24	4	7	11	0	3	3	63.2	28.9	7.9
J. MULLEN	45	16	21	37	9	16	25	5	4	9	2	1	3	67.6	24.3	8.1
J. CULLEN	46	13	24	37	11	17	28	2	7	9	0	0	0	75.7	24.3	.0
K. STEVENS	27	15	12	27	9	8	17	6	4	10	0	0	0	63.0	37.0	.0
S. McEACHERN	44	13	13	26	10	12	22	1	1	2	2	0	2	84.6	7.7	7.7
N. MACIVER	41	4	16	20	2	11	13	2	5	7	0	0	0	65.0	35.0	.0
T. MURRAY	46	4	12	16	4	11	15	0	1	1	0	0	0	93.8	6.3	.0
U. SAMUELSSON	44	1	15	16	1	10	11	0	4	4	0	1	1	68.8	25.0	6.3
C. JOSEPH	33	5	10	15	2	8	10	3	2	5	0	0	0	66.7	33.3	.0
*L. BARRIE	48	3	11	14	3	9	12	0	2	2	0	0	0	85.7	14.3	.0
M. HUDSON	40	2	9	11	2	9	11	0	0	0	0	0	0	100.0	.0	.0
K. SAMUELSSON	41	1	6	7	1	6	7	0	0	0	0	0	0	100.0	.0	.0
G. HAWGOOD	21	1	4	5	0	3	3	1	1	2	0	0	0	60.0	40.0	.0
M. NASLUND	14	2	2	4	2	1	3	0	1	1	0	0	0	75.0	25.0	.0
*G. ANDRUSAK	7	0	4	4	0	1	1	0	3	3	0	0	0	25.0	75.0	.0

TEAM LEADERS — EVEN-STRENGTH, POWER-PLAY AND SHORTHAND POINT PERCENTAGE

QUEBEC NORDIQUES

PLAYER	GP	OVERALL			EVEN STRENGTH			POWER PLAY			SHORTHAND			POINT PERCENTAGE		
		G	A	PTS	G	A	PTS	G	A	PTS	G	A	PTS	ES	PP	SH
J. SAKIC	47	19	43	62	14	23	37	3	19	22	2	1	3	59.7	35.5	4.8
"P. FORSBERG	47	15	35	50	12	22	34	3	12	15	0	1	1	68.0	30.0	2.0
O. NOLAN	46	30	19	49	15	15	30	13	4	17	2	0	2	61.2	34.7	4.1
S. YOUNG	48	18	21	39	12	12	24	3	9	12	3	0	3	61.5	30.8	7.7
M. RICCI	48	15	21	36	6	13	19	9	7	16	0	1	1	52.8	44.4	2.8
V. CLARK	37	12	18	30	7	15	22	5	3	8	0	0	0	73.3	26.7	0
W. KAMENSKY	40	10	20	30	4	13	17	5	7	12	1	0	1	56.7	40.0	3.3
B. BASSEN	47	12	15	27	11	15	26	0	0	0	1	0	1	96.3	0	3.7
A. KOVALENKO	45	14	10	24	13	7	20	1	3	4	0	0	0	83.3	16.7	0
U. KRUPP	44	6	17	23	3	8	11	3	9	12	0	0	0	47.8	52.2	0
"A. OEDAMARSH	48	9	8	17	9	8	17	0	0	0	0	0	0	100.0	0	0
C. LESCHYSHYN	44	2	13	15	2	7	9	0	4	4	0	2	2	60.0	26.7	13.3
S. LEFEBVRE	48	2	11	13	2	8	10	0	3	3	0	0	0	76.9	23.1	0
C. LAPOINTE	29	4	8	12	4	7	11	0	0	0	0	1	1	91.7	0	8.3
C. SIMON	29	3	9	12	3	9	12	0	0	0	0	0	0	100.0	0	0
M. RUCINSKY	20	3	6	9	3	6	9	0	0	0	0	0	0	100.0	0	0
C. WOLANIN	40	3	6	9	3	5	8	0	0	0	0	1	1	88.9	0	11.1
A. FOOTE	35	0	7	7	0	6	6	0	0	0	0	1	1	85.7	0	14.3
B. HUARO	33	3	3	6	3	3	6	0	0	0	0	0	0	100.0	0	0



Quebec Nordiques Bob Bassen

SAN JOSE SHARKS


PLAYER	GP	OVERALL			EVEN STRENGTH			POWER PLAY			SHORTHAND			POINT PERCENTAGE		
		G	A	PTS	G	A	PTS	G	A	PTS	G	A	PTS	ES	PP	SH
U. DAHLEN	46	11	23	34	6	14	20	4	9	13	1	0	1	58.8	38.2	2.9
C. JANNEY	35	7	20	27	4	11	15	3	9	12	0	0	0	55.6	44.4	0
"J. FRIESE	48	15	10	25	9	7	16	5	2	7	1	1	2	64.0	28.0	8.0
R. WHITNEY	39	13	12	25	9	8	17	4	4	8	0	0	0	68.0	32.0	0
S. OZOLINSH	48	9	16	25	5	14	19	3	2	5	1	0	1	76.0	20.0	4.0
S. MAKAROV	43	10	14	24	9	12	21	1	2	3	0	0	0	87.5	12.5	0
I. LARIONOV	33	4	20	24	4	16	20	0	2	2	0	2	2	83.3	8.3	8.3
K. MILLER	36	8	12	20	6	11	17	1	1	2	1	0	1	85.0	10.0	5.0
P. FALLOON	46	12	7	19	12	6	18	0	1	1	0	0	0	94.7	5.3	0
T. PEDERSON	47	5	11	16	5	6	11	0	5	5	0	0	0	68.8	31.3	0
C. TANCILL	26	3	11	14	2	11	13	0	0	0	1	0	1	92.9	0	7.1
J. BAKER	43	7	4	11	6	3	9	0	0	0	1	1	2	81.8	0	18.2
M. RATHJE	42	2	7	9	2	5	7	0	2	2	0	0	0	77.8	22.2	0
"A. NAZAROV	26	3	5	8	3	4	7	0	1	1	0	0	0	87.5	12.5	0
J. ODGERS	48	4	3	7	4	3	7	0	0	0	0	0	0	100.0	0	0
J. KYTE	18	2	5	7	2	3	5	0	2	2	0	0	0	71.4	28.6	0
J. MORE	45	0	6	6	0	6	6	0	0	0	0	0	0	100.0	0	0
I. BYAKIN	13	0	5	5	0	3	3	0	2	2	0	0	0	60.0	40.0	0
"M. SYKORA	16	0	4	4	0	3	3	0	0	0	0	1	1	75.0	0	25.0



San Jose Sharks Igor Larionov

ST. LOUIS BLUES

PLAYER	GP	OVERALL			EVEN STRENGTH			POWER PLAY			SHORTHAND			POINT PERCENTAGE		
		G	A	PTS	G	A	PTS	G	A	PTS	G	A	PTS	ES	PP	SH
B. HULL	48	29	21	50	17	11	28	9	7	16	3	3	6	56.0	32.0	12.0
B. SHANAHAN	45	20	21	41	12	15	27	6	5	11	2	1	3	65.9	26.8	7.3
S. DUCHESNE	47	12	26	38	11	13	24	1	12	13	0	1	1	63.2	34.2	2.6
E. TIKKANEN	43	12	23	35	5	14	19	5	8	13	2	1	3	54.3	37.1	8.6
A. CREIGHTON	48	14	20	34	11	16	27	3	4	7	0	0	0	79.4	20.6	0
J. NORTON	48	3	27	30	3	21	24	0	6	6	0	0	0	80.0	20.0	0
A. MacINNIS	32	8	20	28	6	9	15	2	10	12	0	1	1	53.6	42.9	3.6
"L. LAPERRIERE	37	13	14	27	12	12	24	1	2	3	0	0	0	88.9	11.1	0
G. ANDERSON	36	12	14	26	12	11	23	0	3	3	0	0	0	88.5	11.5	0
G. GILBERT	46	11	14	25	11	14	25	0	0	0	0	0	0	100.0	0	0
T. ELIK	35	9	14	23	5	11	16	4	3	7	0	0	0	69.6	30.4	0
B. HOULDER	41	5	13	18	4	10	14	1	3	4	0	0	0	77.8	22.2	0
"D. CHASSE	47	7	9	16	6	9	15	1	0	1	0	0	0	93.8	6.3	0
G. CARBONNEAU	42	5	11	16	4	10	14	1	0	1	0	1	1	87.5	6.3	6.3
"P. TAROFF	27	3	10	13	2	8	10	1	2	3	0	0	0	76.9	23.1	0
"D. ROBERTS	19	6	5	11	3	3	6	3	2	5	0	0	0	54.5	45.5	0
V. KARAMANOV	26	3	7	10	3	7	10	0	0	0	0	0	0	100.0	0	0
D. LIDSTER	37	2	7	9	1	7	8	1	0	1	0	0	0	88.9	11.1	0
"C. JOHNSON	15	3	3	6	3	3	6	0	0	0	0	0	0	100.0	0	0



St. Louis Blues Adam Creighton

TEAM LEADERS — EVEN-STRENGTH, POWER-PLAY AND SHORTHAND POINT PERCENTAGE



Tampa Bay Lightning Petr Klima



Toronto Maple Leafs Mike Gartner



Vancouver Canucks Cliff Ronning

TAMPA BAY LIGHTNING

PLAYER	GP	OVERALL		EVEN STRENGTH		POWER PLAY		SHORTHAND		POINT PERCENTAGE						
		G	A PTS	G	A PTS	G	A PTS	G	A PTS	ES	PP	SH				
B. BRADLEY	46	13	27	40	10	20	30	3	7	10	0	0	75.0	25.0	0.0	
P. YSEBAERT	44	12	16	28	12	14	26	0	2	2	0	0	92.9	7.1	0.0	
C. GRATTON	46	7	20	27	5	14	19	2	6	8	0	0	70.4	29.6	0.0	
P. KLIMA	47	13	13	26	9	9	18	4	4	8	0	0	69.2	30.8	0.0	
J. TUCKER	46	12	13	25	10	7	17	2	6	8	0	0	68.0	32.0	0.0	
R. HAMRLIK	48	12	11	23	4	8	12	7	2	9	1	2	52.2	39.1	8.7	
A. SEMAK	41	7	11	18	7	9	16	0	2	2	0	0	88.9	11.1	0.0	
*A. SELIVANOV	43	10	6	16	6	5	11	4	1	5	0	0	68.8	31.3	0.0	
R. ZAMUNER	43	9	6	15	6	3	9	0	1	1	3	2	5	60.0	6.7	33.3
M. BUREAU	48	2	12	14	1	10	11	0	1	1	1	2	78.6	7.1	14.3	
M. ANDERSSON	36	4	7	11	4	6	10	0	1	1	0	0	90.9	9.1	0.0	
E. CICCONO	41	2	4	6	2	4	6	0	0	0	0	0	100.0	0	0.0	
M. BERGEVIN	44	2	4	6	1	4	5	0	0	0	1	0	83.3	0	16.7	
*C. CROSS	43	1	5	6	1	2	3	0	3	3	0	0	50.0	50.0	0.0	
B. HALKIDIS	31	1	4	5	1	4	5	0	0	0	0	0	100.0	0	0.0	
*J. WIEMER	36	1	4	5	1	4	5	0	0	0	0	0	100.0	0	0.0	
*E. CHARRON	45	1	4	5	1	2	3	0	1	1	0	1	60.0	20.0	20.0	
A. PLAVSIC	18	2	2	4	2	2	4	0	0	0	0	0	100.0	0	0.0	
*B. MYHRES	15	2	0	2	2	0	2	0	0	0	0	0	100.0	0	0.0	

TORONTO MAPLE LEAFS

PLAYER	OVERALL			EVEN STRENGTH			POWER PLAY			SHORTHAND			POINT PERCENTAGE		
	GP	G	A PTS	G	A PTS	G	A PTS	G	A PTS	G	A PTS	G	ES	PP	SH
M. SUNDIN	47	23	24	47	14	14	28	9	10	19	0	0	59.6	40.4	.0
D. ANDREYCHUK	48	22	16	38	14	10	24	8	6	14	0	0	63.2	36.8	.0
M. RIDLEY	48	10	27	37	6	18	24	2	7	9	2	2	64.9	24.3	10.8
D. GILMOUR	44	10	23	33	7	11	18	3	12	15	0	0	54.5	45.5	.0
T. GILL	47	7	25	32	3	16	19	3	9	12	1	0	59.4	37.5	3.1
R. WOOD	48	13	11	24	11	7	18	1	2	3	1	2	75.0	12.5	12.5
M. GARTNER	38	12	8	20	9	7	16	2	1	3	1	0	80.0	15.0	5.0
D. MIROVNOV	33	5	12	17	3	4	7	2	8	10	0	0	41.2	58.8	.0
B. HOGUE	45	9	7	16	7	6	13	2	1	3	0	0	81.3	18.8	.0
D. ELLETT	33	5	10	15	2	4	6	3	6	9	0	0	40.0	60.0	.0
P. DIPIETRO	34	5	6	11	5	4	9	0	2	2	0	0	81.8	18.2	.0
M. CRAIG	37	5	5	10	4	5	9	1	0	1	0	0	90.0	10.0	.0
J. MACOUN	46	2	8	10	1	8	9	1	0	1	0	0	90.0	10.0	.0
T. DOMI	40	4	5	9	4	5	9	0	0	0	0	0	100.0	0	.0
*K. JONSSON	39	2	7	9	2	2	4	0	5	5	0	0	44.4	55.6	.0
G. BUTCHER	45	1	7	8	1	6	7	0	0	0	0	1	87.5	0	12.5
W. RYCHEL	33	1	6	7	1	6	7	0	0	0	0	0	100.0	0	.0
B. BERG	32	5	1	6	5	1	6	0	0	0	0	0	100.0	0	.0
G. JENNINGS	35	0	6	6	0	6	6	0	0	0	0	0	100.0	0	.0

VANCOUVER CANUCKS

PLAYER	OVERALL			EVEN STRENGTH			POWER PLAY			SHORTHAND			POINT PERCENTAGE		
	GP	G	A PTS	G	A PTS	G	A PTS	G	A PTS	G	A PTS	G	ES	PP	SH
P. BURE	44	20	23	43	12	12	24	6	7	13	2	4	55.8	30.2	14.0
T. LINDEN	48	18	22	40	9	8	17	9	14	23	0	0	42.5	57.5	.0
R. COURTNALL	45	11	24	35	7	13	20	2	10	12	2	1	57.1	34.3	8.6
G. COURTNALL	45	16	18	34	9	9	18	7	9	16	0	0	52.9	47.1	.0
J. BERANEK	51	13	18	31	10	12	22	3	6	9	0	0	71.0	29.0	.0
J. BROWN	33	8	23	31	5	5	10	3	18	21	0	0	32.3	67.7	.0
S. MOMESSO	48	10	15	25	4	15	19	6	0	6	0	0	76.0	24.0	.0
C. RONNING	41	6	19	25	3	10	13	3	9	12	0	0	52.0	48.0	.0
M. GELINAS	46	13	10	23	12	9	21	1	0	1	0	1	91.3	4.3	4.3
*R. OKSILTA	38	16	4	20	10	4	14	6	0	6	0	0	70.0	30.0	.0
C. RUUTU	45	7	11	18	7	10	17	0	1	1	0	0	94.4	5.6	.0
J. LUMME	36	5	12	17	2	7	9	3	3	6	0	2	52.9	35.3	11.8
D. BABYCH	40	3	11	14	2	6	8	1	5	6	0	0	57.1	42.9	.0
B. HEDICAN	45	2	11	13	2	6	8	0	3	3	0	2	61.5	23.1	15.4
*M. PECA	33	6	6	12	4	4	8	2	2	4	0	0	66.7	33.3	.0
G. ODJICK	23	4	5	9	4	4	8	0	1	1	0	0	88.9	11.1	.0
D. MURZYN	40	0	8	8	0	8	8	0	0	0	0	0	100.0	0	.0
T. HUNTER	34	3	2	5	3	2	5	0	0	0	0	0	100.0	0	.0
J. MCINTYRE	28	0	4	4	0	4	4	0	0	0	0	0	100.0	0	.0

TEAM LEADERS — EVEN-STRENGTH, POWER-PLAY AND SHORTHAND POINT PERCENTAGE

WASHINGTON CAPITALS


PLAYER	OVERALL			EVEN STRENGTH			POWER PLAY			SHORTHAND			POINT PERCENTAGE			
	GP	G	A	P TS	G	A	P TS	G	A	P TS	G	A	P TS	ES	PP	SH
P. BONDRA	47	34	9	43	16	3	19	12	6	18	6	0	6	44.2	41.9	14.0
J. JUNEAU	44	5	38	43	2	15	17	3	22	25	0	1	1	39.5	58.1	2.3
M. PIVONKA	46	10	23	33	4	12	16	4	9	13	2	2	4	48.5	39.4	12.1
C. JOHANSSON	46	5	26	31	1	5	6	4	20	24	0	1	1	19.4	77.4	3.2
D. KHRISTICH	48	12	14	26	4	10	14	8	4	12	0	0	0	53.8	46.2	.0
S. KONOWALCHUK	46	11	14	25	5	12	17	3	0	3	3	2	5	68.0	12.0	20.0
K. MILLER	48	10	13	23	8	9	17	2	3	5	0	1	1	73.9	21.7	4.3
D. HUNTER	45	8	15	23	5	11	16	3	4	7	0	0	0	69.6	30.4	.0
K. JONES	40	14	6	20	13	4	17	1	2	3	0	0	0	85.0	15.0	.0
S. COTE	47	5	14	19	4	5	9	1	6	7	0	3	3	47.4	36.8	15.8
J. JOHNSON	47	0	13	13	0	11	11	0	2	2	0	0	0	84.6	15.4	.0
M. TINORDI	42	3	9	12	1	7	8	2	1	3	0	1	1	66.7	25.0	8.3
D. POULIN	29	4	5	9	2	5	7	0	0	0	2	0	2	77.8	0	22.2
M. EAGLES	40	3	4	7	3	2	5	0	1	1	0	1	1	71.4	14.3	14.3
*S. GONCHAR	31	2	5	7	2	5	7	0	0	0	0	0	0	100.0	0	.0
J. REEKE	48	1	6	7	1	4	5	0	0	0	0	2	2	71.4	0	28.6
C. BERUBE	43	2	4	6	2	4	6	0	0	0	0	0	0	100.0	0	.0
R. PEARSON	32	0	6	6	0	5	5	0	1	1	0	0	0	83.3	16.7	.0
I. ULANOV	22	1	4	5	1	4	5	0	0	0	0	0	0	100.0	0	.0



Washington Capitals Kelly Miller

WINNIPEG JETS

PLAYER	OVERALL				EVEN STRENGTH			POWER PLAY			SHORTHAND			POINT PERCENTAGE		
	GP	G	A	PTS	G	A	PTS	G	A	PTS	G	A	PTS	ES	PP	SH
A. ZHAMNOV	48	30	35	65	21	19	40	9	16	25	0	0	0	61.5	38.5	.0
K. TKACHUK	48	22	29	51	13	16	29	7	10	17	2	3	5	56.9	33.3	9.8
T. SELANNE	45	22	26	48	12	16	28	8	10	18	2	0	2	58.3	37.5	4.2
N. EMERSON	48	14	23	37	9	11	20	4	10	14	1	2	3	54.1	37.8	8.1
I. KOROLEV	45	8	22	30	7	18	25	1	4	5	0	0	0	83.3	16.7	.0
D. DRAKE	43	8	18	26	8	15	23	0	3	3	0	0	0	88.5	11.5	.0
S. QUINTAL	43	6	17	23	3	10	13	3	6	9	0	1	1	56.5	39.1	4.3
T. NUMMINEN	42	5	16	21	3	10	13	2	6	8	0	0	0	61.9	38.1	.0
M. EASTWOOD	49	8	11	19	8	9	17	0	1	1	0	1	1	89.5	5.3	5.3
D. MANSON	44	3	15	18	1	8	9	2	6	8	0	1	1	50.0	44.4	5.6
T. STEEN	31	5	10	15	3	8	11	2	2	4	0	0	0	73.3	26.7	.0
DI. SHANNON	40	5	9	14	4	8	12	0	0	0	1	1	2	85.7	0	14.3
E. OLCZYK	33	4	9	13	2	5	7	2	4	6	0	0	0	53.8	46.2	.0
R. GILLEN	44	5	6	11	4	6	10	0	0	0	1	0	1	90.9	0	9.1
DR. SHANNON	19	5	3	8	2	2	4	3	1	4	0	0	0	50.0	50.0	.0
K. KING	48	4	2	6	4	2	6	0	0	0	0	0	0	100.0	0	.0
N. WILKINSON	40	1	4	5	1	4	5	0	0	0	0	0	0	100.0	0	.0
*M. GROSEK	24	2	2	4	2	2	4	0	0	0	0	0	0	100.0	0	.0
G. BROWN	9	0	3	3	0	2	2	0	1	1	0	0	0	66.7	33.3	.0



Winnipeg Jets Nelson Emerson



Detroit winger Ray Sheppard: 30 goals and 40 points in 43 games



Toronto winger Dave Andreychuk: 22 goals and 38 points in 48 games

RECORD OF GOALTENDERS

GOALTENDER	GP	MIN	AVG	W	L	T	EN	SO	GA	SA	SPCT
ED BELFOUR	42	2458	2.28	22	15	3	4	5	93	990	906
JEFF HACKETT	7	320	2.38	1	3	2	0	0	13	150	913
JIM WAITE	2	119	2.52	1	1	0	0	0	5	51	902
CHICAGO TOTALS	48	2909	2.37	24	19	5	4	5	115	1195	904
CHRIS OSGOOD	19	1087	2.26	14	5	0	0	1	41	496	917
MIKE VERNON	30	1807	2.52	19	6	4	0	1	76	710	893
DETROIT TOTALS	48	2900	2.42	33	11	4	0	2	117	1206	903
DOMINIK HASEK	41	2416	2.11	19	14	7	2	5	85	1221	930
ROBB STAUBER	6	317	3.79	2	3	0	0	0	20	150	867
GRANT FUHR	3	180	4.00	1	2	0	0	0	12	85	859
BUFFALO TOTALS	48	2920	2.45	22	19	7	2	5	119	1458	914
JIM CAREY	28	1604	2.13	18	6	3	2	4	57	654	913
RICK TABARACCI	8	394	2.44	1	3	2	0	0	16	147	891
"OLAF" KOLZIG	14	724	2.49	2	8	2	4	0	30	305	902
"OLAF" DAFEE	4	187	3.53	1	1	1	0	0	11	80	863
WASHINGTON TOTALS	48	2922	2.46	22	18	6	4	10	112	1192	899
MARTIN BRODEUR	40	2184	2.45	19	11	6	1	3	89	908	902
CHRIS TERRERI	15	734	2.53	3	7	2	0	0	31	309	900
NEW JERSEY TOTALS	48	2926	2.48	22	18	6	1	3	121	1218	901
JOHN VANBIESBROUCK	37	2087	2.47	14	15	4	4	4	86	1000	914
MARK FITZPATRICK	15	819	2.64	6	7	2	1	2	36	361	900
FLORIDA TOTALS	48	2916	2.61	20	22	6	5	6	127	1366	907
"BLAINE" LACHER	35	1965	2.41	19	11	2	0	4	79	805	902
VINCENT RIENDEAU	11	565	2.87	3	6	1	2	0	27	221	878
CRAIG BILLINGTON	8	373	3.06	5	1	0	0	0	19	140	864
BOSTON TOTALS	48	2911	2.62	27	18	3	2	4	127	1168	891
DOMINIC ROUSSEL	19	1075	2.34	11	7	0	1	1	42	486	914
RON HEXTALL	31	1824	2.89	17	9	4	1	1	88	801	890
PHILADELPHIA TOTALS	48	2906	2.73	28	16	4	2	2	132	1289	898
JOCELYN THIBAUT	18	898	2.34	12	2	2	0	1	35	423	917
STEPHANE Fiset	32	1829	2.78	17	10	3	1	2	67	986	910
"GARTH" SNOW	2	119	5.55	1	1	0	0	0	11	63	825
QUEBEC TOTALS	48	2908	2.76	30	13	5	1	3	134	1455	900
"JASON" MUZZATTI	5	10	0.00	0	0	0	0	0	0	0	1000
RICK TABARACCI	1	202	1.49	2	0	1	0	0	5	93	946
TREVOR KIDD	43	2463	2.61	22	14	6	4	3	107	1170	909
"ANDRI" TREFILOV	6	236	4.07	3	0	3	0	3	16	130	877
CALGARY TOTALS	48	2922	2.77	24	17	7	7	3	135	1408	904
ANDY MOOG	31	1770	2.44	10	12	7	1	2	72	846	915
EMMANUEL FERNANDEZ	1	59	3.05	0	1	0	0	0	3	27	889
DARBY WAKALUK	15	754	3.18	4	8	0	1	2	40	341	883
"MIKE" TORCHIA	6	327	3.30	3	2	1	0	0	18	172	895
DALLAS TOTALS	48	2925	2.77	17	23	8	2	4	135	1388	903
GLENN HEALY	17	888	2.36	8	6	1	0	1	35	377	907
MIKE RICHTER	35	1993	2.92	14	17	2	2	2	97	884	890
NY RANGERS TOTALS	48	2895	2.78	22	23	3	2	3	134	1263	894

Won-lost-tied record is based upon which goaltender was playing when the winning or tying goal was scored. Empty net goals are not counted in personal averages but are included in team total and the shot(s) is included in the goaltender's shots against (SA) total.

GOALTENDING LEADERS (Minimum 15 Games)

WINS						
GOALTENDER	TEAM	GP	MIN	W	L	T
KEN WREGGET	PITTSBURGH	38	2208	25	9	2
ED BELFOUR	CHICAGO	42	2450	22	15	3
TREVOR KIDD	CALGARY	43	2463	22	14	6
CURTIS JOSEPH	ST LOUIS	36	1914	20	10	1
MIKE VERNON	DETROIT	30	1807	19	6	4
"BLAINE" LACHER	BOSTON	35	1965	19	11	2
MARTIN BRODEUR	NEW JERSEY	40	2184	19	11	6
DOMINIK HASEK	BUFFALO	41	2416	19	14	7
"JIM" CAREY	WASHINGTON	28	1604	18	6	3
KIRK MCLEAN	VANCOUVER	40	2374	18	12	10
SAVE PERCENTAGE						
GOALTENDER	TEAM	GP	MIN	GA	SA	SPCT
DOMINIK HASEK	BUFFALO	41	2416	85	1221	930
CHRIS OSGOOD	DETROIT	19	1087	41	496	917
JOCELYN THIBAUT	QUEBEC	18	898	35	423	917
ANDY MOOG	DALLAS	31	1770	72	846	915
JOHN VANBIESBROUCK	FLORIDA	37	2087	86	1000	914
"JIM" CAREY	WASHINGTON	28	1604	57	654	913
DOMINIC ROUSSEL	PHILADELPHIA	19	1075	42	486	913
SEAN BURKE	HARTFORD	42	2418	108	1233	912
KELLY HRUDEY	LOS ANGELES	35	1894	99	1099	910
GOALS-AGAINST AVERAGE						
GOALTENDER	TEAM	GP	MIN	GA	AVG	
DOMINIK HASEK	BUFFALO	41	2416	85	2.11	
"JIM" CAREY	WASHINGTON	28	1604	57	2.13	
CHRIS OSGOOD	DETROIT	19	1087	41	2.26	
ED BELFOUR	CHICAGO	42	2450	93	2.28	
DOMINIC ROUSSEL	PHILADELPHIA	19	1075	42	2.34	
JOCELYN THIBAUT	QUEBEC	18	898	35	2.34	
GLENN HEALY	NY RANGERS	17	888	35	2.36	
"BLAINE" LACHER	BOSTON	35	1965	79	2.41	
ANDY MOOG	DALLAS	31	1770	72	2.44	
MARTIN BRODEUR	NEW JERSEY	40	2184	89	2.45	
SHUTOUTS						
GOALTENDER	TEAM	GP	MIN	SO	W	L
DOMINIK HASEK	BUFFALO	41	2416	5	19	14
ED BELFOUR	CHICAGO	42	2450	5	22	15
"JIM" CAREY	WASHINGTON	28	1604	4	18	6
"BLAINE" LACHER	BOSTON	35	1965	4	19	11
ARTURS IRBE	SAN JOSE	38	2043	4	14	19
JOHN VANBIESBROUCK	FLORIDA	37	2087	4	14	15
MARTIN BRODEUR	NEW JERSEY	40	2184	3	19	11
TREVOR KIDD	CALGARY	43	2463	3	22	14



Tell them what you did today
while you're still
doing it.

Bell Mobility®

CELLULAR • PAGING
1-800-667-0123

INDIVIDUAL LEADERS

GOALS

PLAYER	TEAM	GP	G
PETER BONDRA	WASHINGTON	47	34
JAROMIR JAGR	PITTSBURGH	48	32
RAY SHEPPARD	DETROIT	43	30
OWEN NOLAN	QUEBEC	46	30
ALEXEI ZHAMNOV	WINNIPEG	48	30
ERIC LINDROS	PHILADELPHIA	46	29
THEOREN FLEURY	CALGARY	47	29
BRETT HULL	ST LOUIS	48	29
CAM NEELY	BOSTON	42	27
JOHN LECLAIR	MTL-PHI	46	26
MIKAEIL RENBERG	PHILADELPHIA	47	26
DONALD AUDETTE	BUFFALO	46	24
PIERRE TURGEON	NYI-MTL	49	24
JOE MURPHY	CHICAGO	40	23
STEPHANE RICHER	NEW JERSEY	45	23
LUC ROBITAILLE	PITTSBURGH	46	23
MATS SUNDIN	TORONTO	47	23

POWER-PLAY GOALS


PLAYER	TEAM	GP	PP
CAM NEELY	BOSTON	42	16
DONALD AUDETTE	BUFFALO	46	13
OWEN NOLAN	QUEBEC	46	13
ALEXANDER MOGILNY	BUFFALO	44	12
PETER BONDRA	WASHINGTON	47	12
RAY SHEPPARD	DETROIT	43	11
ALEXEI YASHIN	OTTAWA	47	11
BERNIE NICHOLLS	CHICAGO	48	11
*DAVID OLIVER	EDMONTON	44	10
RAY BOURQUE	BOSTON	46	9
THEOREN FLEURY	CALGARY	47	9
ADAM GRAVES	NY RANGERS	47	9
MATS SUNDIN	TORONTO	47	9
BRETT HULL	ST LOUIS	48	9
TREVOR LINDEN	VANCOUVER	48	9
MIKE RICCI	QUEBEC	48	9
ALEXEI ZHAMNOV	WINNIPEG	48	9
MARK RECCI	PHI-MTL	49	9

SHORTHAND GOALS

PLAYER	TEAM	GP	SH
PETER BONDRA	WASHINGTON	47	6
WAYNE PRESLEY	BUFFALO	46	5
BRETT GILCHRIST	DALLAS	32	3
SERGEI FEDOROV	DETROIT	42	3
ROB ZAMUNER	TAMPA BAY	43	3
MARK MESSIER	NY RANGERS	46	3
STEVE KONOWALCHUK	WASHINGTON	46	3
BRETT HULL	ST LOUIS	48	3
JAROMIR JAGR	PITTSBURGH	48	3
SCOTT YOUNG	QUEBEC	48	3

GAME-TYING GOALS

PLAYER	TEAM	GP	GT
DAN QUINN	LOS ANGELES	44	3
TREVOR LINDEN	VANCOUVER	48	3
TOOD LEE	SJ-STL	35	2
BOB CARPENTER	NEW JERSEY	41	2
RAY FERRARO	NY ISLANDERS	47	2
TOM PEDERSON	SAN JOSE	47	2
DAVE ANDREYCHUK	TORONTO	48	2
DIMITRI KHRESTICH	WASHINGTON	48	2



Sabres Wayne Presley: five shorthand goals

ASSISTS

PLAYER	TEAM	GP	A
RON FRANCIS	PITTSBURGH	44	48
PAUL COFFEY	DETROIT	45	44
JOE SAKIC	QUEBEC	47	43
ERIC LINDROS	PHILADELPHIA	46	41
ADAM DATES	BOSTON	48	41
MARK MESSIER	NY RANGERS	46	39
JOE JUNEAU	WASHINGTON	44	38
JAROMIR JAGR	PITTSBURGH	48	38
WAYNE GRETZKY	LOS ANGELES	48	37
PHIL HOSLEY	CALGARY	43	35
*PETER FORSBERG	QUEBEC	47	35
ALEXEI ZHAMNOV	WINNIPEG	48	35
CHRIS CHÉLIOS	CHICAGO	48	33
DOUG WEIGHT	EDMONTON	48	33
BRIAN LEECH	NY RANGERS	48	32
MARK RECCI	PHI-MTL	49	32
RAY BOURQUE	BOSTON	46	31

POWER-PLAY ASSISTS

PLAYER	TEAM	GP	PPA
PAUL COFFEY	DETROIT	45	27
JOE JUNEAU	WASHINGTON	44	22
RAY BOURQUE	BOSTON	46	20
CALLE JOHANSSON	WASHINGTON	46	20
CHRIS CHÉLIOS	CHICAGO	48	20
DOUG WEIGHT	EDMONTON	48	19
JOE SAKIC	QUEBEC	47	19
WAYNE GRETZKY	LOS ANGELES	48	19
ADAM DATES	BOSTON	48	19
GARY SUTER	CHICAGO	48	19
JEFF BROWN	VANCOUVER	33	18
RON FRANCIS	PITTSBURGH	44	18
BRIAN LEECH	NY RANGERS	48	18
PHIL HOSLEY	CALGARY	43	17
MARK MESSIER	NY RANGERS	46	17
ERIC LINDROS	PHILADELPHIA	46	17
BERNIE NICHOLLS	CHICAGO	48	17
ALEXEI ZHAMNOV	WINNIPEG	48	16

SHORTHAND ASSISTS

PLAYER	TEAM	GP	SHA
PAVEL BURE	VANCOUVER	44	4
MARTY MCSORLEY	LOS ANGELES	41	3
DAVE HANNAH	BUFFALO	42	3
DOUG BODGER	BUFFALO	44	3
SYLVAIN COTE	WASHINGTON	47	3
WAYNE GRETZKY	LOS ANGELES	48	3
BRETT HULL	ST LOUIS	48	3
LARRY MURPHY	PITTSBURGH	48	3
KEITH TKACHUK	WINNIPEG	48	3

PLUS/MINUS

PLAYER	TEAM	GP	+/-
RON FRANCIS	PITTSBURGH	44	30
BRIAN LEECH	QUEBEC	44	29
STEVE DUCHESNE	ST LOUIS	47	29
ERIC LINDROS	PHILADELPHIA	46	27
JAROMIR JAGR	PITTSBURGH	48	23
GREG GILBERT	ST LOUIS	46	22
JEFF NORTON	SJ-STL	48	22
OWEN NOLAN	QUEBEC	46	21
JOHN LECLAIR	MTL-PHI	46	20
MIKAEIL RENBERG	PHILADELPHIA	47	20
AL MACINNIS	ST LOUIS	32	19
SCOTT NIEDERMAYER	NEW JERSEY	47	18
PAUL COFFEY	DETROIT	45	18

SHOTS

PLAYER	TEAM	GP	S
RAY BOURQUE	BOSTON	46	210
BRETT HULL	ST LOUIS	48	200
PAVEL BURE	VANCOUVER	44	198
JAROMIR JAGR	PITTSBURGH	48	192
ADAM GRAVES	NY RANGERS	47	185
BRIAN LEECH	NY RANGERS	48	182
PAUL COFFEY	DETROIT	45	181
CAM NEELY	BOSTON	42	178
PETER BONDRA	WASHINGTON	47	177
THEOREN FLEURY	CALGARY	47	173
MATS SUNDIN	TORONTO	47	173
GOFF SANDERSON	HARTFORD	46	170
DAVE ANDREYCHUK	TORONTO	48	168
TEEMU SELANNE	WINNIPEG	45	167

GAME-WINNING GOALS

PLAYER	TEAM	GP	GW
OWEN NOLAN	QUEBEC	46	8
DONALD AUDETTE	BUFFALO	46	7
JOHN LECLAIR	MTL-PHI	46	7
JAROMIR JAGR	PITTSBURGH	48	7
BRENDAN SHANAHAN	ST LOUIS	45	6
BRETT HULL	ST LOUIS	48	6
VALLERI KAMENSKY	QUEBEC	40	5
SERGEI FEDOROV	DETROIT	42	5
CAM NEELY	BOSTON	42	5
RAY SHEPPARD	DETROIT	43	5
BRYAN SMOLINSKI	BOSTON	44	5
STEPHANE RICHER	NEW JERSEY	45	5
THEOREN FLEURY	CALGARY	47	5
JOE SAKIC	QUEBEC	47	5
KELLY BUCHBERGER	EDMONTON	48	5
SCOTT MELLANBY	FLORIDA	48	5
BERNIE NICHOLLS	CHICAGO	48	5

POWER-PLAY POINTS

PLAYER	TEAM	GP	PPP
PAUL COFFEY	DETROIT	45	31
RAY BOURQUE	BOSTON	46	29
BERNIE NICHOLLS	CHICAGO	48	28
ALEXANDER MOGILNY	BUFFALO	44	26
JOE JUNEAU	WASHINGTON	44	25
ALEXEI ZHAMNOV	WINNIPEG	48	25
CALLE JOHANSSON	WASHINGTON	46	24
ERIC LINDROS	PHILADELPHIA	46	24
GARY SUTER	CHICAGO	48	24
DONALD AUDETTE	BUFFALO	46	23
CHRIS CHÉLIOS	CHICAGO	48	23
TREVOR LINDEN	VANCOUVER	48	23
ADAM DATES	BOSTON	48	23
JOE SAKIC	QUEBEC	47	22
WAYNE GRETZKY	LOS ANGELES	48	22
JAROMIR JAGR	PITTSBURGH	48	22

SHORTHAND POINTS

PLAYER	TEAM	GP	SNP
PAVEL BURE	VANCOUVER	44	6
WAYNE PRESLEY	BUFFALO	46	6
PETER BONDRA	WASHINGTON	47	6
BRETT HULL	ST LOUIS	48	6
DAVE HANNAH	BUFFALO	42	5
ROB ZAMUNER	TAMPA BAY	43	5
STEVE KONOWALCHUK	WASHINGTON	46	5
KEITH TKACHUK	WINNIPEG	48	5
MICHAEL PIVONKA	WASHINGTON	46	4
MIKE RIDLEY	TORONTO	48	4

PENALTY MINUTES

PLAYER	TEAM	GP	PIM
ENRICO CICCONE	TAMPA BAY	41	225
SHANE CHURLA	DALLAS	27	186
BRYAN MARCHMENT	EDMONTON	30	125
CRAIG BERUBE	WASHINGTON	43	104
ROB RAY	BUFFALO	47	173
MIKE PELUSSO	NEW JERSEY	46	167
RONNIE STERN	CALGARY	39	163
TIEDOMI	WPG-TOR	40	159
JIM CUMMINS	TB-CHI	37	158
LYLE ODELLIN	MONTREAL	48	152
KEITH TKACHUK	WINNIPEG	48	152
STU GRIMSON	ANA-DET	42	147
KELLY CHASE	HARTFORD	28	141
PAUL KRUSE	CALGARY	45	141

SHOOTING PERCENTAGE (minimum 48 shots)

PLAYER	TEAM	GP	G	S	PCT
IAN LAPERRIERE	ST LOUIS	37	13	53	24.5
RAY SHEPPARD	DETROIT	43	30	125	24.0
*ROMAN OKSIUTA	EDM-VAN	38	16	67	23.9
RAY FERRARO	NY ISLANDERS	47	22	94	23.4
ANDREIKOV KALENKO	QUEBEC	45	14	63	22.2
PAT LAFontaine	BUFFALO	22	12	54	22.2
GLENDA ANDERSON	ST LOUIS	36	12	54	22.2
OWEN NOLAN	QUEBEC	46	30	137	21.9
PAUL KRUSE	CALGARY	45	11	52	21.2
LUC ROBITAILLE	PITTSBURGH	46	23	109	21.1
JOE MULLER	PITTSBURGH	45	16	78	20.5
MIKE RICCI	QUEBEC	48	15	73	20.5
*DAVID OLIVER	EDMONTON	44	16	79	20.3
ERIC LINDROS	PHILADELPHIA	46	29	144	20.1

Personna

A clean, close, comfortable shave



AMERICAN SAFETY RAZOR OF CANADA


IF THERE'S ONE PLACE YOUR DEFENCE SHOULD BE CLEAR, IT'S HERE.

New Arrid for Men Clear. You can't find a more effective antiperspirant. Its combination of protective ingredients work together to combat the way a man sweats, keeping you dry, odour-free, and confident all day.

This dependable Arrid protection goes on and stays on invisibly.

New Arrid for Men Clear. From the moment you put it on, your defence is clear.

ARRID FOR MEN.
CLEARLY DESIGNED FOR MEN.



New Arrid for Men Clear is the newest addition to our complete line of wetness and odour protection for men.

ROOKIE AWARD TO FORSBERG

ROOKIE
REVIEW



Forsberg becomes first Swedish player to capture Calder Trophy as League's outstanding freshman


The Calder Memorial Trophy was the furthest thing from his mind.

"At the beginning of the season I didn't play very well at all," admitted Forsberg. "For a while I felt at any minute I might be sent to the farm team."

"But the big reason I was able to win this award is because the team did well and I could work on my play. But I was really surprised to win."

T

here was a time last season when Peter Forsberg thought the only thing he might wind up getting would be a ticket to the minors.



Anaheim winger Paul Kariya: second in rookie scoring with 39 points



San Jose winger Jeff Friesen: 15 goals and 25 points in 48 games

Forsberg, who led all rookies in the League in scoring with 50 points, including 15 goals, and in plus/minus rating with plus 17, was named the Calder Trophy winner as "the player selected as the most proficient in his first year of competition."

He was the fourth Swedish player to be named a Calder finalist, joining Mikael Renberg (3rd, 1994), Nicklas Lidstrom (2nd, 1992) and Kjell Dahlin (3rd, 1986), but the first to win the award.

"That's a big thing back home," said Forsberg. "To be the first Swedish winner means a lot to me and to the Swedish people."

Forsberg debuted with the Quebec Nordiques after spending four years with MoDo in the Swedish League and with Swedish National teams at the international level. He was selected by the Philadelphia Flyers sixth overall in the 1991 Entry Draft, but was traded to the Nordiques as part of the deal that landed the Flyers centre Eric Lindros. Ironically, Lindros won the Hart Trophy as the League's most valuable player just minutes after Forsberg won the Calder.

In the voting, Forsberg earned 71 points, including 13 of a possible 15 first-place votes.

Runner-up was Washington Capitals goaltender Jim Carey, who was also a finalist for the Vezina Trophy. Carey appeared in 28 games for the Capitals, posting an 18-6-3 record with a 2.13 goals-against average and a .913 save percentage after being called up from the minors.

Interestingly, Carey was named the winner of the Bastien and Garrett awards as the AHL's top goaltender and top rookie respectively for his work in 55 games with the Portland Pirates.

Carey earned 41 voting points, including two first-place votes, while in third place was left winger Paul Kariya of the Mighty Ducks of Anaheim with 21 voting points.

Kariya, who was the Mighty Ducks' first choice, fourth overall, in 1993, finished second in rookie scoring with 39 points, including 18 goals, in 47 games. He was the only rookie in the League to lead his team in scoring. He also led the Mighty Ducks in games played, goals, power-play goals and shots.

Forsberg, Carey and Kariya were all named to the 1994-95 Upper Deck/NHL All-Rookie Team.

Also named at forward was San Jose Sharks speedster Jeff Friesen. He tied for third in team scoring with 25 points, including a club-high 15 goals, in 48 games.

Rounding out the roster on defence were Chris Therien of the Flyers and Kenny Jonsson of the Toronto Maple Leafs. Jonsson had nine points in 39 games while Therien topped all rookie defencemen with 13 points and a solid plus-eight rating in his 48 games with Philadelphia.

1994-95 UPPER DECK NHL ALL-ROOKIE TEAM

GOAL:	JIM CAREY, Washington Capitals
DEFENCE:	KENNY JONSSON, Toronto Maple Leafs
DEFENCE:	CHRIS THERIEN, Philadelphia Flyers
FORWARD:	PETER FORSBERG, Quebec Nordiques
FORWARD:	JEFF FRIESEN, San Jose Sharks
FORWARD:	PAUL KARIYA, Mighty Ducks of Anaheim

ANATOMY OF A WINNER

Sturdy structure

withstands normal punishment
from typical hockey player.

Sturdy structure

withstands normal punishment
from typical kid.

Superior muscle control

allows player to make turns
on the go.

Superior steering control

allows rider to make turns
on the go.

Patented steering mechanism

used to control puck
for breakaway scoring potential.

Patented steering mechanism

controls and stops riderless
SnoRacer so there's no
breakaway potential.

Dual-operated foot brakes

for great stopping power.

Dual-operated foot pedals

for great slowing power.



THINK LIKE A WINNER

THE MOST COMPELLING TESTAMENT TO
THEIR PERFORMANCE IS YOU'LL PROBABLY
NEVER HAVE TO THINK ABOUT THEM.



With all the joys you can share with your family, you probably don't want to waste a minute wondering about your tires. And with Yokohama radials, you don't have to.

Because over 75 years of proven tire engineering excellence has resulted in the kind

of superb handling, long lasting traction, and outstanding value that allows you to concentrate on the more important things. No matter what kind of vehicle you drive.

So stop for a moment. And don't think about it.



NOW YOU'VE GOT CONTROL.

Ask your Yokohama dealer about our Road Hazard Protection Plan.

1994-95 ROOKIE STATISTICS

INDIVIDUAL ROOKIE SCORING LEADERS

PLAYER	TEAM	GP	G	A	PTS	+/-	PIM	PP	SH	GW	GT	S	PCT
PETER FORSBERG	QUEBEC	47	15	35	50	17	16	3	0	3	0	86	17.4
PAUL KARIYA	ANAHEIM	47	18	21	39	17	-4	7	1	3	1	134	13.4
DAVID OLIVER	EDMONTON	44	16	14	30	11	-20	10	0	0	1	79	20.3
IAN LAPERRIERE	ST LOUIS	37	13	14	27	12	85	1	0	1	0	53	24.5
TODD MARCHANT	EDMONTON	45	13	14	27	3	-32	3	2	2	0	95	13.7
MARIUSZ CZERKAWSKI	BOSTON	47	12	14	26	4	31	1	0	2	0	126	9.5
JEFF FRIESEN	SAN JOSE	48	15	10	25	8	-14	5	1	2	0	86	17.4
ROMAN OKSIUTA	EDM-VAN	38	16	4	20	12	-10	6	0	1	0	67	23.9
TODD HARVEY	DALLAS	40	11	9	20	3	-67	2	0	1	0	64	17.2
BRIAN SAVAGE	MONTREAL	37	12	7	19	5	27	0	0	0	0	64	18.8
SERGEI KRIVOKRASOV	CHICAGO	41	12	7	19	9	33	6	0	2	1	72	16.7
ANDREI NIKOLISHIN	HARTFORD	39	8	10	18	7	10	1	1	0	0	57	14.0
BRIAN ROLSTON	NEW JERSEY	40	7	11	18	5	-17	2	0	3	0	92	7.6
MIKE KENNEDY	DALLAS	44	6	12	18	4	33	2	0	0	0	76	7.9
ZIGMUND PALFFY	NY ISLANDERS	33	10	7	17	3	6	1	0	1	0	75	13.3
ADAM DEADMARSH	QUEBEC	48	9	8	17	16	56	0	0	0	1	48	18.8
STEVE RUCCHIN	ANAHEIM	43	6	11	17	7	23	0	0	1	0	59	10.2
ALEXANDER SELIVANOV	TAMPA BAY	43	10	6	16	2	-14	4	0	3	0	94	10.6
ERIC LACROIX	LOS ANGELES	45	9	7	16	2	-54	2	1	1	0	64	14.1
DENIS CHASSE	ST LOUIS	47	7	9	16	12	133	1	0	0	0	48	14.6
STEVE LAROCHE	OTTAWA	18	8	7	15	5	-6	2	0	2	0	38	21.1
SERGEI BRYLIN	NEW JERSEY	26	6	8	14	12	8	0	0	0	0	41	14.6
LEN BARRIE	PITTSBURGH	48	3	11	14	4	-66	0	0	1	0	37	8.1
PATRICE TARDIF	ST LOUIS	27	3	10	13	4	29	1	0	0	0	46	6.5
CHRIS THERIEN	PHILADELPHIA	48	3	10	13	8	38	1	0	0	0	53	5.7
MIKE PECA	VANCOUVER	33	6	6	12	6	-30	2	0	1	1	46	13.0

ROOKIE DEFENCEMEN SCORING LEADERS


PLAYER	TEAM	GP	G	A	PTS	+/-	PIM	PP	SH	GW	GT	S	PCT
CHRIS THERIEN	PHILADELPHIA	48	3	10	13	8	38	1	0	0	0	53	5.7
OLEG TVERDOVSKY	ANAHEIM	36	3	9	12	6	-14	1	1	0	0	26	11.5
JON ROHLOFF	BOSTON	34	3	8	11	1	39	0	0	1	1	51	5.9
JASON YORK	BET-ANA	25	1	10	11	4	14	0	0	0	0	28	3.6
MILOS HOLAN	ANAHEIM	25	2	8	10	4	14	1	0	1	0	93	2.2
CHRIS SNELL	LOS ANGELES	32	2	7	9	7	-22	0	2	0	0	45	4.4
KENNY JONSSON	TORONTO	39	2	7	9	8	-16	0	0	1	0	50	4.0
SERGEI GONCHAR	WASHINGTON	31	2	5	7	4	22	0	0	0	0	38	5.3
CORY CROSS	TAMPA BAY	43	1	5	6	6	-41	0	0	1	0	35	2.9
JOHN GRUDEN	BOSTON	38	0	6	6	3	22	0	0	0	0	30	.0
ERIC CHARRON	TAMPA BAY	45	1	4	5	1	26	0	0	0	0	33	3.0
KEN KLEE	WASHINGTON	23	3	1	4	2	41	0	0	0	0	18	16.7
STANISLAV NECKAR	OTTAWA	48	1	3	4	20	-37	0	0	0	0	34	2.9
GREG ANDRUSAK	PITTSBURGH	7	0	4	4	1	-6	0	0	0	0	7	.0
MICHAL SYKORA	SAN JOSE	16	0	4	4	6	10	0	0	0	0	6	.0




Edmonton Oilers winger David Oliver




Dallas Stars centre Todd Harvey



Boston defenceman Jon Rohloff: 11 points and plus one in 34 games



Hartford winger Andrei Nikolishin: eight goals, 18 points in 39 games



Maple Leafs defenceman Kenny Jonsson: nine points in 39 games



Flyers Chris Therien: 13 points to lead rookie defencemen in scoring

ROOKIE EVEN-STRENGTH SCORING LEADERS

PLAYER	TEAM	OVERALL				EVEN			
		GP	G	A	PTS	G	A	PTS	PT%
PETER FORSBERG	QUEBEC	47	15	35	50	12	22	34	68.0
IAN LAPERRIERE	ST LOUIS	37	13	14	27	12	12	24	88.9
PAUL KARIYA	ANAHEIM	47	18	21	39	10	13	23	59.0
BRIAN SAVAGE	MONTREAL	37	12	7	19	12	7	19	100.0
MARIUSZ CZERKAWSKI	BOSTON	47	12	14	26	11	7	18	69.2
TODD MARCHANT	EDMONTON	45	13	14	27	8	10	18	66.7
ADAM DEADMARSH	QUEBEC	48	9	8	17	9	8	17	100.0
STEVE RUCCINI	ANAHEIM	43	6	11	17	6	11	17	100.0
JEFF FRIESEN	SAN JOSE	48	15	10	25	7	7	16	64.0
DENIS CHASSE	ST LOUIS	47	7	9	16	6	9	15	93.8
BRIAN ROLSTON	NEW JERSEY	40	7	11	18	5	10	15	83.3
ROMAN OKSIUTA	EDM-VAN	38	16	4	20	10	4	14	70.0
ZIGMUND PALFFY	NY ISLANDERS	33	10	7	17	9	5	14	82.4
DAVID OLIVER	EDMONTON	44	16	14	30	6	8	14	46.7
MIKE KENNEDY	DALLAS	44	6	12	18	4	10	14	77.8
ANDREI NIKOLISHIN	HARTFORD	39	8	10	18	6	7	13	72.2
SERGEI KRIVOKRASOV	CHICAGO	41	12	7	19	6	7	13	68.4
TODD HARVEY	DALLAS	40	11	9	20	9	3	12	60.0
ERIC LACROIX	LOS ANGELES	45	9	7	16	6	6	12	75.0
LEN BARRIE	PITTSBURGH	48	3	11	14	3	9	12	85.7

ROOKIE POWER-PLAY SCORING LEADERS

PLAYER	TEAM	OVERALL				POWER PLAY			
		GP	G	A	PTS	G	A	PTS	PT%
DAVID OLIVER	EDMONTON	44	16	14	30	10	6	16	53.3
PAUL KARIYA	ANAHEIM	47	18	21	39	7	8	15	38.5
PETER FORSBERG	QUEBEC	47	15	35	50	3	12	15	30.0
TODD HARVEY	DALLAS	40	11	9	20	2	6	8	40.0
MARIUSZ CZERKAWSKI	BOSTON	47	12	14	26	1	7	8	30.8
JEFF FRIESEN	SAN JOSE	48	15	10	25	5	2	7	28.0
TODD MARCHANT	EDMONTON	45	13	14	27	3	4	7	25.9
STEVE LAROCHE	OTTAWA	18	8	7	15	2	5	7	46.7
ROMAN OKSIUTA	EDM-VAN	38	16	4	20	6	0	6	30.0
SERGEI KRIVOKRASOV	CHICAGO	41	12	7	19	6	0	6	31.6
ALEXANDER SELIVANOV	TAMPA BAY	43	10	6	16	4	1	5	31.3
DAVID ROBERTS	ST LOUIS	19	6	5	11	3	2	5	45.5
KENNY JONSSON	TORONTO	39	2	7	9	0	5	5	55.6
SANDY MOGER	BOSTON	18	2	6	8	2	2	4	50.0
MIKE PECA	VANCOUVER	33	6	6	12	2	2	4	33.3
MIKE KENNEDY	DALLAS	44	6	12	18	2	2	4	22.2
MILOS HOLAN	ANAHEIM	25	2	8	10	1	3	4	40.0
ANDREI NIKOLISHIN	HARTFORD	39	8	10	18	1	3	4	22.2
RADEK BONK	OTTAWA	42	3	8	11	1	3	4	36.4
JASON YORK	DET-ANA	24	1	9	10	0	4	4	40.0

ROOKIE SHORTHAND SCORING LEADERS

PLAYER	TEAM	OVERALL				SHORTHAND			
		GP	G	A	PTS	G	A	PTS	PT%
CHRIS SNELL	LOS ANGELES	32	2	7	9	2	0	2	22.2
TODD MARCHANT	EDMONTON	45	13	14	27	2	0	2	7.4
JEFF FRIESEN	SAN JOSE	48	15	10	25	1	1	2	8.0
OLEG TVERDOVSKY	ANAHEIM	36	3	9	12	1	0	1	8.3
ANDREI NIKOLISHIN	HARTFORD	39	8	10	18	1	0	1	5.6
ERIC LACROIX	LOS ANGELES	45	9	7	16	1	0	1	6.3
PAUL KARIYA	ANAHEIM	47	18	21	39	1	0	1	2.6
MICHAEL SYKORA	SAN JOSE	16	0	4	4	0	1	1	25.0
MILOS HOLAN	ANAHEIM	25	2	8	10	0	1	1	10.0
JASSEN CULLIMORE	VANCOUVER	34	1	2	3	0	1	1	33.3
ERIC CHARRON	TAMPA BAY	45	1	4	5	0	1	1	20.0
PETER FORSBERG	QUEBEC	47	15	35	50	0	1	1	2.0

ROOKIE SCORING LEADERS — HOME AND ROAD

AT HOME													ON ROAD												
PLAYER	TEAM	GP	G	A	PTS	+/-	PIM	PP	SH	GW	GT		PLAYER	TEAM	GP	G	A	PTS	+/-	PIM	PP	SH	GW	GT	
PETER FORSBERG	QUEBEC	23	5	22	27	13	6	1	0	2	0		PETER FORSBERG	QUEBEC	24	10	13	23	4	10	2	0	1	0	
PAUL KARIYA	ANAHEIM	24	11	14	25	1-	2	6	0	2	1		PAUL KARIYA	ANAHEIM	23	7	7	14	16-	2	1	1	1	0	
DAVID OLIVER	EDMONTON	23	8	9	17	3-	8	5	0	0	0		DAVID OLIVER	EDMONTON	21	8	5	13	8-	12	5	0	0	1	
IAN LAPERRIERE	ST LOUIS	21	9	7	16	10	53	1	0	1	0		TODD MARCHANT	EDMONTON	21	7	6	13	4-	18	3	1	1	0	
BRIAN SAVAGE	MONTREAL	20	10	5	15	12	17	0	0	0	0		JEFF FRIESEN	SAN JOSE	24	8	3	11	2-	6	2	0	0	0	
TODD HARVEY	DALLAS	21	8	7	15	1-	46	1	0	1	0		M. CZERKAWSKI	BOSTON	23	5	6	11	3-	4	1	0	0	0	
M. CZERKAWSKI	BOSTON	24	7	8	15	7	27	0	0	2	0		IAN LAPERRIERE	ST LOUIS	16	4	7	11	2	32	0	0	0	0	
S. KRIVOKRASOV	CHICAGO	21	9	5	14	4	23	6	0	2	1		MIKE KENNEDY	DALLAS	23	3	7	10	6	14	0	0	0	0	
JEFF FRIESEN	SAN JOSE	24	7	7	14	6-	8	3	1	2	0		ROMAN OKSIUTA	EDM-VAN	19	7	2	9	4-	4	3	0	0	0	
TODD MARCHANT	EDMONTON	24	6	8	14	1	14	0	1	1	0		DENIS CHASSE	ST LOUIS	23	4	5	9	1	57	1	0	0	0	
ROMAN OKSIUTA	EDM-VAN	19	9	2	11	8-	6	3	0	1	0		ANDREI NIKOLISHIN	HARTFORD	19	6	2	8	2	6	0	0	0	0	
A. SELIVANOV	TAMPA BAY	23	7	4	11	1	14	1	0	2	0		ERIC LACROIX	LOS ANGELES	23	5	3	8	1-	22	1	1	1	0	
BRIAN ROLSTON	NEW JERSEY	21	4	7	11	7	6	1	0	3	0		ADAM DEADMARSH	QUEBEC	24	5	3	8	3	25	0	0	0	0	
ZIGMUND PALFFY	NY ISLANDERS	19	7	3	10	4	4	0	0	1	0		STEVE LAROCHE	OTTAWA	8	4	4	8	5-	6	2	0	2	0	
ANDREI NIKOLISHIN	HARTFORD	20	8	10	5	4	1	1	0	0	0		DAVID ROBERTS	ST LOUIS	11	4	4	8	0	6	1	0	0	1	
CHRIS THERIEN	PHILADELPHIA	24	2	8	10	1-	8	1	0	0	0		STEVE RUCCIANI	ANAHEIM	22	5	2	7	1-	4	0	0	1	0	
STEVE RUCCIANI	ANAHEIM	21	1	9	10	8	19	0	0	0	0		ZIGMUND PALFFY	NY ISLANDERS	14	3	4	7	1-	2	1	0	0	0	
ADAM DEADMARSH	QUEBEC	24	4	5	9	13	31	0	0	0	1		BRIAN ROLSTON	NEW JERSEY	19	3	4	7	2-	11	1	0	0	0	
LEN BARRIE	PITTSBURGH	24	2	7	9	2-	38	0	0	1	0		SERGEI BRYLIN	NEW JERSEY	11	4	2	6	5	4	0	0	0	0	
ERIC LACROIX	LOS ANGELES	22	4	4	8	3	32	1	0	0	0		MIKE PECA	VANCOUVER	16	3	3	6	1	4	0	0	1	0	

ROOKIE SCORING LEADERS — 24-GAME SEGMENTS

FIRST 24 GAMES													SECOND 24 GAMES												
PLAYER	TEAM	GP	G	A	PTS	+/-	PIM	PP	SH	GW	GT		PLAYER	TEAM	GP	G	A	PTS	+/-	PIM	PP	SH	GW	GT	
PAUL KARIYA	ANAHEIM	23	10	8	18	12-	2	4	1	2	1		PETER FORSBERG	QUEBEC	24	12	24	36	7	8	3	0	2	0	
IAN LAPERRIERE	ST LOUIS	18	6	10	16	9	30	0	0	1	0		PAUL KARIYA	ANAHEIM	24	8	13	21	5-	2	3	0	1	0	
DAVID OLIVER	EDMONTON	22	9	5	14	2	2	5	0	0	0		JEFF FRIESEN	SAN JOSE	24	12	6	18	4-	6	5	0	1	0	
TODD MARCHANT	EDMONTON	22	9	5	14	5	16	1	2	1	0		TODD HARVEY	DALLAS	23	8	8	16	0	37	2	0	0	0	
PETER FORSBERG	QUEBEC	23	3	11	14	10	8	0	0	0	1		DAVID OLIVER	EDMONTON	22	7	9	16	13-	18	5	0	0	1	
M. CZERKAWSKI	BOSTON	24	5	6	11	1-	6	0	0	0	0		ANDREI NIKOLISHIN	HARTFORD	24	7	9	16	2	8	1	1	0	0	
PATRICE TARDIF	ST LOUIS	18	2	9	11	5	18	1	0	0	0		BRIAN SAVAGE	MONTREAL	23	9	6	15	3	16	0	0	0	0	
ROMAN OKSIUTA	EDMONTON	18	8	2	10	9-	4	4	0	0	0		M. CZERKAWSKI	BOSTON	23	7	8	15	5	25	1	0	2	0	
MIKE KENNEDY	DALLAS	21	4	5	9	8	26	1	0	0	0		STEVE LAROCHE	OTTAWA	15	7	7	14	5-	6	2	0	2	0	
DENIS CHASSE	ST LOUIS	23	4	5	9	8	27	1	0	0	0		TODD MARCHANT	EDMONTON	23	4	9	13	8-	16	2	0	1	0	
LEN BARRIE	PITTSBURGH	24	2	7	9	2	23	0	0	1	0		ZIGMUND PALFFY	NY ISLANDERS	20	7	5	12	5	6	1	0	0	0	
S. KRIVOKRASOV	CHICAGO	18	7	1	8	0	8	4	0	0	1		SERGEI BRYLIN	NEW JERSEY	22	5	7	12	11	8	0	0	0	0	
BRIAN ROLSTON	NEW JERSEY	17	4	4	8	0	8	1	0	2	0		IAN LAPERRIERE	ST LOUIS	19	7	4	11	3	55	1	0	0	0	
ADAM DEADMARSH	QUEBEC	24	3	5	8	9	20	0	0	0	1		DAVID ROBERTS	ST LOUIS	17	6	5	11	3	8	3	0	2	1	
ERIC LACROIX	LOS ANGELES	21	4	3	7	4	26	0	1	1	0		S. KRIVOKRASOV	CHICAGO	23	5	6	11	9	25	2	0	2	0	
JEFF FRIESEN	SAN JOSE	24	3	4	7	4-	8	0	1	1	0		STEVE RUCCIANI	ANAHEIM	24	3	8	11	6	15	0	0	1	0	
OLEG TYERDOVSKY	ANAHEIM	19	2	5	7	5-	10	1	1	0	0		ROMAN OKSIUTA	EDM-VAN	20	8	2	10	3-	6	2	0	1	0	
PATRICK JUHLIN	PHILADELPHIA	24	4	2	6	3-	4	0	0	1	0		A. SELIVANOV	TAMPA BAY	24	7	3	10	1-	8	4	0	2	0	
MIKE PECA	VANCOUVER	12	3	3	6	6-	6	1	0	1	1		BRIAN ROLSTON	NEW JERSEY	23	3	7	10	5	9	1	0	1	0	
CRAIG JOHNSON	ST LOUIS	12	3	3	6	3	6	0	0	0	0		MILOS HOLAN	ANAHEIM	24	2	8	10	4	12	1	0	1	0	



Jim Carey: sensational 18-6-3 record with four shutouts, 2.13 goals-against average and .913 save percentage in 28 games with Capitals

ROOKIE SCORING LEADERS — HOME, ROAD AND DIVISIONAL RECORDS

PLAYER	TEAM	OVERALL				AT HOME				ON ROAD				OWN DIVISION				OTHER DIVISION			
		GP	G	A	PTS	GP	G	A	PTS	GP	G	A	PTS	GP	G	A	PTS	GP	G	A	PTS
PETER FORSBERG	QUEBEC	47	15	35	50	23	5	22	27	24	10	13	23	24	10	20	30	23	5	15	20
PAUL KARIYA	ANAHEIM	47	18	21	39	24	11	14	25	23	7	7	14	24	9	12	21	24	9	9	18
DAVID OLIVER	EDMONTON	44	16	14	30	23	8	9	17	21	8	5	13	21	6	8	14	23	10	6	16
IAN LAPERRIERE	ST LOUIS	37	13	14	27	21	9	7	16	16	4	7	11	22	8	7	15	15	5	7	12
TODD MARCHANT	EDMONTON	45	13	14	27	24	6	8	14	21	7	6	13	22	6	7	13	23	7	7	14
MARIUSZ CZERKAWSKI	BOSTON	47	12	14	26	24	7	8	15	23	5	6	11	24	9	8	17	23	3	6	9
JEFF FRIESE	SAN JOSE	48	15	10	25	24	7	7	14	24	8	3	11	24	6	6	12	24	9	4	13
ROMAN KOSIUTA	EDM-VAN	38	16	4	20	19	9	2	11	19	7	2	9	18	10	3	13	20	6	1	7
TODD HARVEY	DALLAS	40	11	9	20	21	8	7	15	19	3	2	5	22	3	3	6	18	8	6	14
BRIAN SAVAGE	MONTREAL	37	12	7	19	20	10	5	15	17	2	2	4	18	6	3	9	19	6	4	10
SERGEI KRIVOKRASOV	CHICAGO	41	12	7	19	21	9	5	14	20	3	2	5	20	4	3	7	21	8	4	12
ANDREI NIKOLISHIN	HARTFORD	39	8	10	18	20	2	8	10	19	6	2	8	18	3	5	8	21	5	5	10
BRIAN ROLSTON	NEW JERSEY	40	7	11	18	21	4	7	11	19	3	4	7	23	5	7	12	17	2	4	6
MIKE KENNEDY	DALLAS	44	6	12	18	21	3	5	8	23	3	7	10	22	3	7	10	22	3	5	8
ZIGMUND PALFFY	NY ISLANDERS	33	10	7	17	19	7	3	10	14	3	4	7	18	8	4	12	15	2	3	5
ADAM DEADMARSH	QUEBEC	48	9	8	17	24	4	5	9	24	5	3	8	24	4	4	8	24	5	4	9
STEVE RUCCHIN	ANAHEIM	43	6	11	17	21	1	9	10	22	5	2	7	23	5	8	13	20	1	3	4
ALEXANDER SELIMANOV	TAMPA BAY	43	9	6	16	23	7	4	11	20	3	2	5	22	2	5	7	21	8	1	9
ERIC LACROIX	LOS ANGELES	45	9	7	16	22	4	4	8	23	5	3	8	22	5	3	8	23	4	4	8
DENIS CHASSE	ST LOUIS	47	7	9	16	24	3	4	7	23	4	5	9	24	4	4	8	23	3	5	8
STEVE LAROCHE	OTTAWA	18	8	7	15	10	4	3	7	8	4	4	8	9	5	4	9	9	3	3	6
SERGEI BRYLIN	NEW JERSEY	26	6	8	14	15	2	6	8	11	4	2	6	14	3	4	7	12	3	4	7
LEN BARRIE	PITTSBURGH	48	3	11	14	24	2	7	9	24	1	4	5	24	1	8	9	24	2	3	5
PATRICE TARDIF	ST LOUIS	27	3	10	13	14	2	5	7	13	1	5	6	14	2	3	5	13	1	7	8
CHRIS THERIEN	PHILADELPHIA	48	3	10	13	24	2	8	10	24	1	2	3	24	3	5	8	24	0	5	5
MIKE PECA	VANCOUVER	33	6	6	12	17	3	3	6	16	3	3	6	14	1	3	4	19	5	3	8
OLEG TVERDOVSKY	ANAHEIM	36	3	9	12	17	1	5	6	19	2	4	6	16	1	4	5	20	2	5	7
DAVID ROBERTS	ST LOUIS	19	6	5	11	8	2	1	3	11	4	4	8	11	4	1	5	8	2	4	6
VALERI KARPOV	ANAHEIM	30	4	7	11	16	3	3	6	14	1	4	5	12	2	5	7	18	2	2	4
JON ROHLIFF	BOSTON	34	3	8	11	17	2	5	7	17	1	3	4	18	2	6	8	16	1	2	3
RADEK BONK	OTTAWA	42	3	8	11	21	1	6	7	21	2	2	4	23	3	5	8	19	0	3	3
JASON YORK	DET-ANA	25	1	10	11	17	1	5	6	8	0	5	5	15	0	5	5	10	1	5	6
MILOS HOLAN	ANAHEIM	25	2	8	10	15	2	6	8	10	0	2	2	15	1	2	3	10	1	6	7
CHRIS SNELL	LOS ANGELES	32	2	7	9	16	0	4	4	16	2	3	5	19	2	4	6	13	0	3	3
KENNY JONSSON	TORONTO	39	2	7	9	19	2	3	5	20	0	4	4	19	2	0	2	20	0	7	7
ANDREI NAZAROV	SAN JOSE	26	3	5	8	11	1	3	4	15	2	2	4	13	1	3	4	13	2	2	4
SANDY MOGER	BOSTON	18	2	6	8	8	0	3	3	10	2	3	5	9	1	4	5	9	1	2	3
TURNER STEVENSON	MONTREAL	41	6	1	7	21	6	0	6	20	0	1	1	22	5	0	5	19	1	1	2
PAVOL DEMITRA	OTTAWA	16	4	3	7	9	2	1	3	7	2	2	4	7	3	1	4	9	1	2	3
PATRIK JUHLIN	PHILADELPHIA	42	4	3	7	23	3	2	5	19	1	1	2	21	2	1	3	21	2	2	4
YANIC PERREAU	LOS ANGELES	26	2	5	7	11	1	1	2	15	1	4	5	15	1	3	4	11	1	2	3
SERGEI GONCHAR	WASHINGTON	31	2	5	7	16	2	3	5	15	0	2	2	16	0	2	2	15	2	3	5



Ian Laperriere: 13 goals, 27 points, plus 12 in 37 games with Blues



Zigmund Palffy: 10 goals and 17 points in 33 games with Islanders

INDIVIDUAL ROOKIE LEADERS

GOALS				ASSISTS				GAME-WINNING GOALS					
PLAYER	TEAM	GP	G	PLAYER	TEAM	GP	A	PLAYER	TEAM	GP	GW		
PAUL KARIYA	ANAHEIM	47	18	PETER FORSBERG	QUEBEC	47	35	BRIAN ROLSTON	NEW JERSEY	40	3		
ROMAN OKSUTA	EDM-VAN	38	16	PAUL KARIYA	ANAHEIM	47	21	ALEXANDER SELIVANOV	TAMPA BAY	43	3		
DAVID OLIVER	EDMONTON	44	16	IAN LAPERRIERE	ST LOUIS	37	14	PETER FORSBERG	QUEBEC	47	3		
PETER FORSBERG	QUEBEC	47	15	DAVID OLIVER	EDMONTON	44	14	PAUL KARIYA	ANAHEIM	47	3		
JEFF FRIESEN	SAN JOSE	48	15	TODD MARCHANT	EDMONTON	45	14	STEVE LAROCHE	OTTAWA	18	2		
IAN LAPERRIERE	ST LOUIS	37	13	MARIUSZ CZERKAWSKI	BOSTON	47	14	DAVID ROBERTS	ST LOUIS	19	2		
TODD MARCHANT	EDMONTON	45	13	MIKE KENNEDY	DALLAS	44	12	SERGEI KRIVOKRASOV	CHICAGO	41	2		
BRIAN SAVAGE	MONTREAL	37	12	BRIAN ROLSTON	NEW JERSEY	40	11	TODD MARCHANT	EDMONTON	45	2		
SERGEI KRIVOKRASOV	CHICAGO	41	12	STEVE RUCCIN	ANAHEIM	43	11	MARIUSZ CZERKAWSKI	BOSTON	47	2		
MARIUSZ CZERKAWSKI	BOSTON	47	12	LEN BARRIE	PITTSBURGH	48	11	JEFF FRIESEN	SAN JOSE	48	2		
TODD HARVEY	DALLAS	40	11	JASON YORK	DET-ANA	25	10						
ZIGMUND PALFFY	NY ISLANDERS	33	10	PATRICE TARDIF	ST LOUIS	27	10						
ALEXANDER SELIVANOV	TAMPA BAY	43	10	ANDREI NIKOLISHIN	HARTFORD	39	10						
ERIC LACROIX	LOS ANGELES	45	9	CHRIS THERIN	PHILADELPHIA	48	10						
ADAM DEADMARSH	QUEBEC	48	9	JEFF FRIESEN	SAN JOSE	48	10						
STEVE LAROCHE	OTTAWA	18	8	OLEG TVERDOVSKY	ANAHEIM	36	9						
ANDREI NIKOLISHIN	HARTFORD	39	8	TODD HARVEY	DALLAS	40	9						
BRIAN ROLSTON	NEW JERSEY	40	7	DENIS CHASSE	ST LOUIS	47	9						
DENIS CHASSE	ST LOUIS	47	7	MILOS HOLAN	ANAHEIM	25	8						
POWER-PLAY GOALS				POWER-PLAY ASSISTS				POWER-PLAY POINTS					
PLAYER	TEAM	GP	PP	PLAYER	TEAM	GP	PPA	PLAYER	TEAM	GP	PPP		
DAVID OLIVER	EDMONTON	44	10	PETER FORSBERG	QUEBEC	47	12	DAVID OLIVER	EDMONTON	44	16		
PAUL KARIYA	ANAHEIM	47	7	PAUL KARIYA	ANAHEIM	47	8	PETER FORSBERG	QUEBEC	47	15		
ROMAN OKSUTA	EDM-VAN	38	6	MARIUSZ CZERKAWSKI	BOSTON	47	7	PAUL KARIYA	ANAHEIM	47	15		
SERGEI KRIVOKRASOV	CHICAGO	41	6	TODD HARVEY	DALLAS	40	6	TODD HARVEY	DALLAS	40	8		
JEFF FRIESEN	SAN JOSE	48	6	DAVID OLIVER	EDMONTON	44	6	MARIUSZ CZERKAWSKI	BOSTON	47	8		
ALEXANDER SELIVANOV	TAMPA BAY	43	4	STEVE LAROCHE	OTTAWA	18	5	STEVE LAROCHE	OTTAWA	18	7		
DAVID ROBERTS	ST LOUIS	19	3	JASON YORK	DET-ANA	25	5	TODD MARCHANT	EDMONTON	45	7		
TODD MARCHANT	EDMONTON	45	3	KENNY JONSSON	TORONTO	39	5	JEFF FRIESEN	SAN JOSE	48	7		
PETER FORSBERG	QUEBEC	47	3	SERGEI BRYLIN	NEW JERSEY	26	4	ROMAN OKSUTA	EDM-VAN	38	6		
PETER WHITE	EDMONTON	9	2	TODD MARCHANT	EDMONTON	45	4	SERGEI KRIVOKRASOV	CHICAGO	41	6		
JASON ALLISON	WASHINGTON	12	2	GREG ANDRUSAK	PITTSBURGH	7	3	DAVID ROBERTS	ST LOUIS	19	5		
STEVE LAROCHE	OTTAWA	18	2	MILOS HOLAN	ANAHEIM	25	3	JASON YORK	DET-ANA	25	5		
SANDY MOGER	BOSTON	18	2	CHRIS SNELL	LOS ANGELES	32	3	KENNY JONSSON	TORONTO	39	5		
MIKE PECA	VANCOUVER	33	2	ANDREI NIKOLISHIN	HARTFORD	39	3	ALEXANDER SELIVANOV	TAMPA BAY	43	5		
BRIAN ROLSTON	NEW JERSEY	40	2	RADEK BONK	OTTAWA	42	3	SANDY MOGER	BOSTON	18	4		
TODD HARVEY	DALLAS	40	2	CORY CROSS	TAMPA BAY	43	3	MILOS HOLAN	ANAHEIM	25	4		
MIKE KENNEDY	DALLAS	44	2	SHORTHAND ASSISTS				SERGEI BRYLIN	NEW JERSEY	26	4		
ERIC LACROIX	LOS ANGELES	45	2	PLAYER	TEAM	GP	SHA	TODD MARCHANT	EDMONTON	45	4		
SHORTHAND GOALS				MICHAEL SYKORA	SAN JOSE	16	1	JEFF FRIESEN	SAN JOSE	48	2		
PLAYER	TEAM	GP	SH	MILOS HOLAN	ANAHEIM	25	1	MICHAEL SYKORA	SAN JOSE	16	1		
CHRIS SNELL	LOS ANGELES	32	2	JASSEN CULLIMORE	VANCOUVER	34	1	MILOS HOLAN	ANAHEIM	25	1		
TODD MARCHANT	EDMONTON	45	2	ERIC CHARRON	TAMPA BAY	45	1	JASSEN CULLIMORE	VANCOUVER	34	1		
OLEG TVERDOVSKY	ANAHEIM	36	1	PETER FORSBERG	QUEBEC	47	1	OLEG TVERDOVSKY	ANAHEIM	36	1		
ANDREI NIKOLISHIN	HARTFORD	39	1	JEFF FRIESEN	SAN JOSE	48	1	ANDREI NIKOLISHIN	HARTFORD	39	1		
ERIC LACROIX	LOS ANGELES	45	1	GAME-TYING GOALS				ERIC CHARRON	TAMPA BAY	45	1		
PAUL KARIYA	ANAHEIM	47	1	PLAYER	TEAM	GP	GT	ERIC LACROIX	LOS ANGELES	45	1		
JEFF FRIESEN	SAN JOSE	48	1	DAVID ROBERTS	ST LOUIS	19	1	PETER FORSBERG	QUEBEC	47	1		
PLUS/MINUS				MIKE PECA	VANCOUVER	33	1	PAUL KARIYA	ANAHEIM	47	1		
PLAYER	TEAM	GP	+/-	JON ROHLF	BOSTON	34	1	SHOTS					
PETER FORSBERG	QUEBEC	47	17	SERGEI KRIVOKRASOV	CHICAGO	41	1	PLAYER	TEAM	GP	S		
ADAM DEADMARSH	QUEBEC	48	16	DAVID OLIVER	EDMONTON	44	1	PAUL KARIYA	ANAHEIM	47	134		
SERGEI BRYLIN	NEW JERSEY	26	12	PAUL KARIYA	ANAHEIM	47	1	MARIUSZ CZERKAWSKI	BOSTON	47	126		
IAN LAPERRIERE	ST LOUIS	37	12	ADAM DEADMARSH	QUEBEC	48	1	TODD MARCHANT	EDMONTON	45	95		
DENIS CHASSE	ST LOUIS	47	12	PENALTY MINUTES				ALEXANDER SELIVANOV	TAMPA BAY	43	94		
SERGEI KRIVOKRASOV	CHICAGO	41	9	PLAYER	TEAM	GP	PIM	MILOS HOLAN	ANAHEIM	25	93		
CHRIS THERIN	PHILADELPHIA	48	9	DENIS CHASSE	ST LOUIS	47	133	BRIAN ROLSTON	NEW JERSEY	40	92		
ANDREI NIKOLISHIN	HARTFORD	39	7	MATT JOHNSON	LOS ANGELES	14	102	SHOOTING PERCENTAGE (minimum 48 shots)					
STEVE RUCCIN	ANAHEIM	43	7	KEVIN KAMINSKI	WASHINGTON	27	102	PLAYER	TEAM	GP	G	S	PCT
MICHAEL SYKORA	SAN JOSE	16	6	BRETT LINDROS	NY ISLANDERS	33	100	IAN LAPERRIERE	ST LOUIS	37	13	53	24.5
KEVIN DEAN	NEW JERSEY	17	6	ANDREI NAZAROV	SAN JOSE	26	94	ROMAN OKSUTA	EDM-VAN	38	16	67	23.9
BRIAN SAVAGE	MONTREAL	37	5					DAVID OLIVER	EDMONTON	44	16	79	20.3
								BRIAN SAVAGE	MONTREAL	37	12	64	18.8
								ADAM DEADMARSH	QUEBEC	48	9	48	18.8

ROOKIE GOALTENDING LEADERS (Minimum 10 Games)

GOALS-AGAINST AVERAGE						SAVE PERCENTAGE								
GOALTENDER	TEAM	GP	MINS	GA	AVG	GOALTENDER	TEAM	GP	MINS	GA	SA	SPCT		
JIM CAREY	WASHINGTON	28	1604	57	2.13	DAMIAN RHODES	TORONTO	13	760	34	404	915		
BLAINE LACHER	BOSTON	35	1965	79	2.41	JIM CAREY	WASHINGTON	28	1604	57	654	913		
OLAF KOLZIG	WASHINGTON	14	724	30	2.49	BLAINE LACHER	BOSTON	35	1965	79	805	902		
DAMIAN RHODES	TORONTO	13	760	34	2.68	OLAF KOLZIG	WASHINGTON	14	724	30	305	900		
JAMIE McLENNAN	NY ISLANDERS	21	1185	67	3.39	NIKOLAI KHABIBULIN	WINNIPEG	26	1339	76	723	895		
WINS						SHUTOUTS								
GOALTENDER	TEAM	GP	MINS	W	L	T	GOALTENDER	TEAM	GP	MINS	SO	W	L	T
BLAINE LACHER	BOSTON	35	1965	19	11	2	JIM CAREY	WASHINGTON	28	1604	4	18	6	3
JIM CAREY	WASHINGTON	28	1604	18	6	3	BLAINE LACHER	BOSTON	35	1965	4	19	11	2
NIKOLAI KHABIBULIN	WINNIPEG	26	1339	8	9	4								

The Folks At Apple Wanted Doors.

So Why In The World Would They Come To A Furniture Company?



Apple Computer didn't so much need furniture as they needed solutions.

For years, Apple's corporate culture has been built around open plan. But in their new R&D complex, their 2,000 engineers wanted the privacy and flexibility of private offices with doors. Something had to give.

For answers, they came to Steelcase. We shared our research in office trends. Showed them how other companies the world over are addressing privacy issues. And worked with them to

develop just the right scheme to help both the people and the organization work more effectively.

As Apple VP Glenn Barber says, "We liked their furniture. But the real value in working with Steelcase was their willingness to collaborate on solutions for our problems."


Guess you could say that at Steelcase, Apple found an open door.

Steelcase®

For more information and the location of your nearest Steelcase dealer, please call 1-800-741-7952.

DEVILS TAKE CUP IN SWEEP

PLAYOFF
REVIEW



*Lemieux is Conn Smythe winner
as New Jersey captures first
Championship in club history*

Jacques Lemaire had won eight Stanley Cup rings as a player. And each of those eight championship rings, Lemaire admitted, carried with it a special memory. But there has only been one that he has worn.

It was his fifth, the one he got 19 years ago when the

Montreal Canadiens silenced the two-time defending champion Philadelphia Flyers in the 1976 Final. Before the series, the Flyers had boldly predicted they would win in four games. Instead, it was the Canadiens who won in four.

"That one," said Lemaire, "was special."

But Lemaire might now have a Stanley Cup ring, his ninth, that is just as special in its own way.

It is the one he earned last season as head coach of the New Jersey Devils, who silenced their doubters in defeating the powerful Detroit Red Wings in four straight games. It was the first Stanley Cup Championship in the 21-year history of

the franchise, which began in Kansas City and then moved to Denver before finally settling in New Jersey 13 years ago.

"This team never had respect from anyone," said Lemaire. "I thought the guys deserved a little more from the opponents. That's why the guys were so aggressive on the ice. They showed every game they were mad."

Indeed, the Devils displayed they were not only a determined team but a talented one, too, playing the tight defensive system Lemaire had installed.

Throughout the playoffs, the Devils were dominant. Their mighty run began with a five-game victory over the Boston Bruins, then another five-game win over the Pittsburgh Penguins and a six-game triumph over the Flyers before they swept the Red Wings.

Along the way, the Devils were outshot in only three of their 20 games. They won a record 10 times on the road, including a record seven consecutive. They also set a League record with 16 road victories in consecutive playoff years.

The Devils won all four rounds without home-ice advantage. No other team has ever managed that. They limited their opponents to two or fewer goals 16 times, including the final six games. They allowed three goals or fewer in all but one game.

Perhaps the most impressive series victory, though, was the last one against the Red Wings, who scored just seven goals in the series and had no more than two on any night.

"Now they're good," said Lemaire of his team, refusing to give that credit until they had won.

"We swept Detroit," said Devils winger Claude Lemieux, who led all playoff scorers with 13 goals. Lemieux was awarded the Conn Smythe Trophy as the Most Valuable Player in the playoffs in voting by a panel of members of the Professional Hockey Writers' Association. "We deserve this. I won the Stanley Cup in 1986 with Montreal, but this one is different. It was the Canadiens' 23rd Cup. It was part of the tradition. In New Jersey, we're building a tradition."

Indeed, the Devils became just the 12th team among the League's 26 to win the Stanley Cup.

Lemieux was a key element in the victory. He was clearly an offensive threat with 16 points in 20 games, but was also a standout defensively. Along the way he was assigned to check the likes of Cam Neely, Jaromir Jagr and Eric Lindros, and wound up outscoring them all.

The win was especially satisfying for three veterans who had been with the team since 1983. John MacLean, Ken Daneyko and Bruce Driver had seen a lot of losing and had heard a lot of snickers over the years. They had also endured agonizing seven-game losses in the Conference Final in 1988 and again in 1994 when they were beaten by the New York Rangers in double overtime in the seventh game.

"It was a long time coming," said Daneyko. "I'm just so proud to be a part of it."

It was truly a team victory for the Devils, who received points from 22 of the 24 players who dressed during the playoffs.

"Congratulations," began NHL Commissioner Gary Bettman as he called upon team captain Scott Stevens to accept the Stanley Cup. "You have brought the term 'team work' to a new level. Scott Stevens, this is for you."

And all the Devils.

There was little doubt that defence was the key to the

Devils' success. Playing at his best and with the team dedicated to its system, goaltender Martin Brodeur finished the post-season with an outstanding 1.67 goals-against average in 20 games, in which he was 16-4 with three shutouts and a .927 save percentage.

With the victory, Lemaire became just the 13th man to win as both a player and a coach. And he did it against the man he says had the greatest influence on his hockey career, Scott Bowman.

And after it was over, ironically enough, Bowman compared what the Canadiens did to the Flyers 19 years earlier with what the Devils did to his team in this series.

"The feeling I had tonight, I look at these guys like they are my kids," said Lemaire. "I'm proud and happy for them."

"I've been talking to them all year about winning the Stanley Cup and what it takes. This year we just took over. We kept talking about what it's like to win in the playoffs. When the team started to believe they became very hard to stop. When everyone is focused, when everyone is going in the same direction, it's not easy to keep them down."

"Now they're on top of the world. This is great."

But as with anything good, it took a lot of hard work and dedication along the road to the Stanley Cup before the Devils finally got to the top...

EASTERN CONFERENCE QUARTER-FINALS

It may have been a struggle getting to the playoffs, but when they arrived the Rangers were ready for the talented and hungry Quebec Nordiques. Despite losing the series opener on a Joe Sakic goal with 38 seconds remaining, the Rangers bounced back strong. They won Game 2 by an 8-3 count, this time scoring four times in the third period to protect their lead. Back on home ice, the Rangers won Game 3 by a 4-3 score, then overcame a 2-0 deficit in Game 4 to win in overtime on a goal by Steve Larmer. The Nordiques refused to quit and forced a sixth game, but the Rangers took an early 3-0 lead in that one and coasted to victory.

The Flyers knew they could win with Lindros. They found out they could do it without him, too. With Lindros sidelined for the first three games of the series with an eye injury, the Flyers still managed to take control of the series, winning the opener in overtime 4-3 on Karl Dykhuis' goal. With goaltender Ron Hextall sharp, the Flyers won Game 2 by a 3-1 score, before the Buffalo Sabres rallied at home to win 3-1 in Game 3. But just when the Sabres' hopes were buoyed, so too were the Flyers'. Lindros returned and led his team to 4-2 and 6-4 victories, prompting Sabres coach John Muckler to call him "the best player in the world right now."

After being upset by the Washington Capitals the previous spring, the Penguins were bent on revenge. It didn't come easily, however. In the series opener, the Capitals overcame a 3-1 deficit to win 5-4. It appeared they might leave Pittsburgh with a 2-0 series lead, but they allowed a 3-1 lead to vanish in Game 2 and wound



up losing 5-3. But the Capitals bounced back with a pair of 6-2 wins and were within a goal of winning the series in Game 5, when Luc Robitaille scored in overtime to give the Penguins a 6-5 win. The Penguins won handily, 7-1, to force a seventh game, which they also won, 3-0, marking the second time in four years they trailed the Capitals 3-1 in a series but recovered to win.

After taking the final four games of the Eastern Conference semi-finals from the Bruins the previous spring, the Devils picked up where they left off, winning the first two games of the series in Boston, outscoring the Bruins 8-0 in the process. The Devils checkers, notably winger Lemieux, clearly got the better of the Bruins big scorers. The Bruins finally solved Brodeur in Game 3, winning 3-2. But the Devils, on a goal by Randy McKay, bounced back with a 1-0 overtime win and ended the series with a 3-2 victory in Game 5 — the last playoff game to be played at the historic Boston Garden.

WESTERN CONFERENCE QUARTER-FINALS

After two consecutive springs of being upset in seven games in the opening round, the Red Wings were determined to get things right this time. And so they did. Although they only won the series opener 4-3, the Red Wings dominated the Dallas Stars. In the second game, the power play took charge and helped to create a 4-1 victory. After easily winning Game 3, the Red Wings were poised for a sweep but were instead surprised by the Stars, who defeated Detroit for the first time in nine tries, 4-1. But that only prolonged the inevitable, with the Red Wings winning the fifth game 3-1. "It's a big relief," sighed winger Dino Ciccarelli afterward.

Just as they had the previous spring, the San Jose Sharks opened the playoffs with a Game 1 upset win. There were more to follow. In the series opener, given little chance of prevailing as they had the previous year against Detroit, the Sharks produced a stunning 5-4 win over the Calgary Flames. The Sharks surprised again in Game 2, with Ulf Dahlen scoring the winner in overtime. The Flames bounced back, though, with three consecutive, convincing wins led by Theoren Fleury, and in the process tied a NHL team record with five shorthand goals. But there was more magic left in the Sharks, who won the sixth game 5-3 with replacement Wade Flaherty in goal. They stunned the Flames in Game 7 when Ray Whitney scored the winner at 1:54 of the second overtime.

This series promised to be hard-nosed and hard fought. The St. Louis Blues and Vancouver Canucks didn't disappoint. In the opener, the Blues used a couple of power-play goals to eke out a 2-1 victory, but the Canucks, led by Russ Courtnall's four-point effort, won the second game 5-3. Back at home, the Canucks won 6-1, but the Blues earned a split when Brendan Shanahan's three-goal effort helped produce a 5-2 win. The Canucks took Game 5, with Cliff Ronning scoring his second



of the game at 1:48 of overtime. But just when it appeared the Blues might be done, they orchestrated an 8-2 win in Vancouver to force a seventh game. With Kirk McLean making 41 saves and with a League-record sixth shorthand goal of the series, the Canucks defeated the Blues 5-3.

So much for home-ice advantage. The Chicago Blackhawks had it in this series, but the Toronto Maple Leafs stole it with 5-3 and 3-0 victories in the first two games in Chicago. No problem, however. The series moved to Toronto, where the Blackhawks won 3-2 and 3-1. That's when home ice began to count. The Blackhawks eased ahead with a 4-2 win in Game 5, but the Leafs forced a seventh game when, after allowing a 4-1 lead to disappear in the third period, Randy Wood scored 10 minutes into overtime to give the Leafs a 5-4 win. In Game 7, the Blackhawks built a 2-1 lead after two periods and went on to win 5-2, marking the first time they had won a series in three years.

EASTERN CONFERENCE SEMI-FINALS

In the opening round, the Rangers allowed leads to vanish but still lived to talk about it. Not so against the Flyers. This time they lived to regret it.

In the series opener, the Rangers led 2-0 after one period and were up 3-1 in the second, but the Flyers drew even. The Rangers had to do some scrambling themselves to erase a 4-3 deficit in the third period, but they were beaten in overtime when Eric Desjardins' point shot at 7:03 gave the Flyers a 5-4 win.

The story-line was much the same in Game 2. The Rangers led 2-0 after the first period, but this time fell behind 3-2 in the third, forced overtime when Brian Leetch scored his third goal of the game, but lost when defenceman Kevin Haller scored.

Rangers coach Colin Campbell expected better back home in Game 3, but instead received what he called "a stinker." The Rangers were mediocre at the start and never got better. The Flyers opened a 4-0 lead and wound up winning 5-2.

"After two good games," began Campbell, "we absolutely had a stinker. These things shouldn't happen in the playoffs."

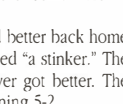
The Flyers, led by the imposing Lindros, made short work of the defending Stanley Cup Champions, winning the fourth game 4-1. In the series sweep, the Flyers defencemen scored seven of the 18 goals.

"We've got something to celebrate, that's for sure," said Desjardins. "We beat the Stanley Cup Champions. But really, it's nothing. Our season is far from over."

After rallying to win their opening round, the Penguins continued their heroics in this series opener. Robitaille scored with 1:16 remaining in regulation time to give the Penguins a 3-2 victory, but this was a game the Devils deserved to win.

They quickly made amends. In Game 2, winless in four tries against the Penguins, the Devils twice allowed leads to slip away, but Scott Stevens scored the winning goal with 29 seconds left in regulation.

Back home, the Devils scored three goals in the second



period to open a 3-1 lead and cruised to a 5-1 victory. Victory was much harder to come by in Game 4, but Neal Broten scored his second of the game on a rebound 18:36 into overtime, giving the Devils a 2-1 win.

They wrapped up the series in Pittsburgh, winning 4-1, with Lemieux scoring the winning goal in the second period. But the big difference in the series was Brodeur, whose goals-against average dropped to a stunning 1.25, then the lowest in NHL history for 10 or more appearances.

"He was the difference," said Devils defenceman Shawn Chambers. "That's the bottom line."



WESTERN CONFERENCE SEMI-FINALS

It didn't take long for two things to become fairly obvious in this series. The Red Wings hadn't forgotten what had happened the previous spring against the Sharks. They hadn't forgiven, either.

The Red Wings were merciless against the Sharks, who were outplayed from start to finish. In Game 1, the Red Wings outshot the Sharks 33-15, and put six shots behind Flaherty.

In Game 2, it was much the same. Only this time the Red Wings, after opening up a 6-0 lead, surrendered a couple of late goals.

The series switched to San Jose for the next two games, but nothing else changed. In Game 3, the Red Wings outshot the Sharks 36-12, allowed them just one shot on six power-play opportunities, and easily won 6-2.

The Red Wings got their final revenge in Game 4 with another 6-2 victory. In the series, the Red Wings outshot the Sharks 147-61 and outscored them 24-6.

"You can see why they're the favourite to win the Stanley Cup," said Sharks winger Chris Tancill. "They've got everything."

That included defenceman Paul Coffey who, with a goal in Game 4, moved past Denis Potvin to become the highest scoring defenceman in playoff history with 166 points and counting.

Having followed the same course as the previous season, with a mediocre regular season followed by a seven-game upset in the opening round, the Canucks were poised for another long playoff run.

But the Blackhawks were not obliging.

It appeared early in the opening game of the series that the Canucks would dominate, but after taking a 1-0 lead their scoring dried up. The Blackhawks eventually won the game 2-1, when Joe Murphy scored a power-play goal at 9:04 of overtime with Russ Courtnall in the penalty box.

In the second game, the Canucks' scoring drought continued. They managed just 17 shots and none got past goaltender Ed Belfour as the Blackhawks, with centre Jeremy Roenick playing his first game of the playoffs, won 2-0.

Back home in Vancouver, the Canucks found a way to beat Belfour, but they couldn't find a way to stop Blackhawks defenceman Chris Chelios, at least not in overtime.

In Game 3, the Blackhawks forced overtime when former Canucks winger Murray Craven scored with 45 seconds left in the third period, then won it on Chelios' goal at 6:22.



The Blackhawks and Chelios continued their overtime heroics in the fourth game. This time the Blackhawks overcame a 3-1 second-period deficit on a goal by Roenick in the third, and swept the series with Chelios' overtime winner at 5:35.

"We were right there," lamented Canucks coach Rick Ley. "but we just didn't seize the opportunity."



EASTERN CONFERENCE FINAL

The drive from the Meadowlands in New Jersey down to the Spectrum in Philadelphia takes just about two hours. But on the ice the Devils and Flyers were even more miles apart.



In the series opener, the Devils played their suffocating defensive style to perfection, allowing the Flyers just 21 shots and one goal. The result was a convincing 4-1 victory.

"It was our worst-case scenario," said Flyers coach Terry Murray afterward. "Everything fell apart."

It was no better in Game 2 in the Spectrum. In fact, it got worse for the Flyers, who stormed out to 1-0 and 2-1 leads but could not hold them. By the end of the first period, the Devils had evened the score at 2-2 and never looked back as they coasted to a 5-2 victory.

The Devils scored three of their goals on the power play and scored all five goals on just 16 shots on Hextall.

"I didn't play great," admitted Hextall.

Much of the reason the Devils had been so successful was their ability to shut down Lindros, who had scored just once in the opening two games. The Devils were doing a pretty good job of it in Game 3 as well when suddenly everything began to unravel.

Flyers centre Rod Brind'Amour tied the game at 2-2 in the third period, his bouncing shot sneaking by Brodeur. Then Lindros had a dream come true when he scored the winning goal at 4:19 of overtime.

"It's every kid's dream," said Lindros. "In my mind I've scored that goal a million times before."

The Flyers made it a sweep at the Meadowlands with a 4-2 win in Game 4. It was a victory that was impressive in both style and substance. The Flyers worked hard, built a lead and received excellent goaltending from Hextall, who made 32 saves. They also managed to get to Brodeur, who allowed the four goals on 17 shots and was lifted in the third period.

The four goals were also the most the Devils, who played the game without Stephane Richer and Driver, had allowed all spring. They hadn't lost twice in a row, either.

That losing streak came to an abrupt halt, though, when the Devils, on a goal by Lemieux with 45 seconds remaining in regulation time, continued the trend of winning on the road, this time beating the Flyers 3-2. It was the third road win of the series for the Devils and their eighth of the playoffs, tying a League record.

The Devils finally reversed the home-ice disadvantage trend in Game 6 and with an inspired effort overcame a one-goal deficit in the first period to defeat the Flyers, 4-2, to capture the series.

"I can't imagine a better feeling than this," said Daneyko.

"It has been my goal to win a Cup with this team," said MacLean. "Now I have that opportunity."

With the victory, the Devils advanced to the Stanley Cup Final for the first time. Twice, including the previous spring, they had advanced to the Conference Final only to lose in seven games.

"This is our time," said Daneyko.



WESTERN CONFERENCE FINAL

After winning three of their previous four games in overtime, it figured the odds would eventually catch up with the Blackhawks. They finally did.

In fact, it happened in the series opener between these Original Six rivals. The Red Wings, who trailed by a goal after one period, required overtime to defeat the Blackhawks, with defenceman Nicklas Lidstrom giving them a 2-1 victory with a goal 61 seconds into the extra period. It was the first time in 35 years that the Red Wings had won an overtime game on home ice.

"It was pure hockey, just like the good old days," said coach Bowman.

It was much the same in the second game, the Blackhawks again taking a first-period lead only to see it disappear. But this time the scenario was worse. The Blackhawks led 2-1 after two periods, but a goal by Doug Brown tied it in the third and Kris Draper won it for the Red Wings with just 1:45 left in regulation time.

Matters didn't improve for the Blackhawks in Game 3 in Chicago. They again opened the scoring, but lost the lead. They were ahead 2-1 in the second period, but that lead disappeared when Stu Grimson scored his first-ever playoff goal on his first shift of the series.

After the Red Wings went ahead, the Blackhawks forced overtime but were beaten when a wrist shot by defenceman Vladimir Konstantinov glanced in off the arm of Belfour at 9:25 of the second overtime period.

"He didn't even know he had scored," said Ciccarelli. "I had to tell him, but he didn't believe me at first."

The win, of course, gave the Red Wings a 3-0 series lead, but the series was really much closer than that. Consider that no team had more than a one-goal lead and all three games were settled by one goal, including two in overtime and one with 1:45 to play.

That offered some encouragement to the Blackhawks, who played their best game in Game 4. With Denis Savard and Murphy scoring twice each, the Blackhawks won 5-2, ending the Red Wings' eight-game winning streak and chasing goaltender Mike Vernon in the process.

This game also marked the return of Detroit captain Steve Yzerman, who had been out with knee problems, although Sergei Fedorov was lost with a shoulder injury. Game 4 was played before 22,738 fans, the largest gathering in Chicago's club history.

Twice beaten in overtime, the Blackhawks lost for a third time that way in Game 5 back in Detroit. Red Wings winger Vacheslav Kozlov scored at 2:25 of the second overtime period to give them a 2-1 victory and to send Detroit to the Stanley Cup Final for the first time in 29 years.

"That's what we dreamed about," said Vernon, "and now it's here."



STANLEY CUP CHAMPIONSHIP

If there were any doubts that the Devils were a legitimate contender for the title, they were quickly erased. If seeing is believing, then the Red Wings quickly became believers.

Playing their tight defensive style, the Devils thoroughly shut-down the Red Wings in the series opener, allowing Detroit a season-low 17 shots en route to a 2-1 victory at Joe Louis Arena.

After feeling each other out in the first period, the two teams settled in for the second period, with penalties a key factor. The Devils opened the scoring with a powerplay goal from Richer, but the Red Wings tied it a few minutes later on Ciccarelli's power-play goal.


At 3:17 of the third period, Lemieux gave the Devils a lead they would not relinquish. In fact, the Red Wings barely managed any shots on Brodeur, going one stretch of almost nine minutes without a single shot.

Coffey had harsh words for himself and his teammates in the two off days that preceded Game 2. He urged everyone, including the Red Wings' best players, to take their game to another level.

The Red Wings did, but so too did the Devils.

Despite the heroics of Fedorov, who scored what could have been the winning goal, assisted on another and almost scored still another, the Red Wings lost 4-2.

New Jersey Devils hoist the Stanley Cup for the first time in club history.



As for the Devils, they allowed the Red Wings just 18 shots, one more than in Game 1. Twice in this game the Red Wings led, including a 2-1 lead early in the third period. But eight minutes later Devils defenceman Scott Niedermayer, looking a lot like a young Coffey, danced by an older Coffey to tie it up again.

The winning goal arrived with 1:24 remaining. Coffey had gone down to block a shot, injured his leg and was unable to regain his feet. While Coffey was down Jim Dowd, who hadn't dressed in Game 1, put the Red Wings out, scoring the winning goal.

The Red Wings admitted that Niedermayer's goal was almost as deflating as the winner because during the regular season they were 26-0-2 leading after two periods. In the playoffs it was 9-0. The Fedorov goal came 1:36 into the third period, which was just like leading after two.

"It wasn't a very good feeling," admitted Coffey. "We're wounded a bit, no doubt, but it's not over. I think we'll keep playing hard. But who knows what the results will be?"

"I thought we were really starting to play in the third period," said Bowman. "But when you get in that position you have to be able to protect leads. That was one of the strong points of our team."

But the Devils proved they were as good at overcoming leads as they were at protecting them.

The Devils also proved in Game 3 that they didn't have to just play great defence to win. They didn't like opening it up, but they could do it and still survive. Playing a lot more like the Red Wings, the Devils easily won Game 3 by a 5-2 score.

"We can't beat them at their own game, not over the long run," said Lemaire. "But I think we played close to a perfect game."

After a brief Red Wings flurry in the early minutes, the Devils slowed down the game a bit and owned it in every way.

The Devils allowed the Red Wings just seven shots in the

first period, in which they took a 2-0 lead. In the second, before the period was nine minutes old, the Devils had doubled their lead and Bowman was crediting his team with serving up the most embarrassing Finals game in his career.

That period the Red Wings managed just five shots, meaning that for 11 consecutive periods and for 16 of the previous 17, the Devils had not allowed more than seven shots.

"It was a total shut-down," said Bowman. "The Devils won every aspect of the game. Maybe they found out they could have success playing this way, too. They came at us all night. And they wanted it a lot more than we did."

Incredibly, the Devils were an even hungrier team in Game 4, although the Red Wings showed they possessed a great deal of pride.

Responding to the criticisms of their coach, the Red Wings bounced back with arguably their best period of the playoffs to open the fourth game. They overcame an early deficit and with goals from Fedorov and Coffey took a lead midway through the period. But before it was over Chambers had tied it for the Devils, who took complete charge of the game from that point on.

The Devils, led by Broten, scored once in the second and twice more in the third, allowing the Red Wings just one shot over the final 20 minutes, to win the game 5-2 and to sweep to their first championship in the 21-year history of the franchise.

"We ran into a team playing very well," said Bowman. "They play good tough defence and when you do that you're going to win a lot of games and a championship."

Not in his worst nightmares could Bowman have envisioned his Red Wings being swept, but in these playoffs with the Devils, seeing really was believing.

"To be part of a team that won the first Stanley Cup in New Jersey," enthused Lemieux, "well, it's unbelievable. Who would have thought? It's a dream come true."

And Lemaire has the ring to prove it.



Wayne Gretzky is a Roll Model.



As hockey's most recognized international star, Wayne Gretzky is one of the world's most admired athletes. No one has more to show for it: NHL's all-time scoring leader, nine-time NHL MVP, four Stanley Cup Championships and over 60 NHL records and accomplishments. Wayne Gretzky also skates on ...



ULTRA[®]
WHEELS

First Team Sports, Inc., 2274 Woodale Drive, Mounds View, MN 55112-4900
TollFree 800-528-5872

WILLIAM baldwin
CINDY crawford

HE'S A COP
ON THE EDGE.

SHE'S A WOMAN
WITH A DANGEROUS SECRET.

THEY'VE BEEN TARGETED
BY THE RUSSIAN MOB,

FAIR GAME

MUSIC BY MICHAEL KAMEN AND DAVID SANBORN EDITOR DAVID FINFED CHRISTIAN WAGNER STEVEN KEMPER PRODUCTION DESIGNER JAMES SPENCER



DIRECTOR OF PHOTOGRAPHY RICHARD BOUVENAIS C. EXECUTIVE PRODUCER THOMAS M. HAMMILL SCREENPLAY BY CHARLIE FLETCHER
BASED ON THE NOVEL BY PAULA GUSLINO PRODUCED BY JOEL SILVERMAN DIRECTED BY ANDREW SIPS

WARNER BROS. PRESENTS
A SILVER PICTURES PRODUCTION

WARNER BROS. PICTURES



FALL '95 - AT A THEATRE NEAR YOU



1995 PLAYOFF STATISTICS

EASTERN CONFERENCE

CONFERENCE QUARTER-FINALS

MAY 6	NY RANGERS	4	AT	QUEBEC	5
MAY 8	NY RANGERS	8	AT	QUEBEC	3
MAY 10	QUEBEC	3	AT	NY RANGERS	4
MAY 12	QUEBEC	2	AT	NY RANGERS	3*
MAY 14	NY RANGERS	2	AT	QUEBEC	4
MAY 16	QUEBEC	2	AT	NY RANGERS	4

* Steve Larmer scored at 8:09 of overtime
(NY RANGERS WON SERIES 4-2)

MAY 7	BUFFALO	3	AT	PHILADELPHIA	4*
MAY 8	BUFFALO	1	AT	PHILADELPHIA	3
MAY 10	PHILADELPHIA	1	AT	BUFFALO	3
MAY 12	PHILADELPHIA	4	AT	BUFFALO	2
MAY 14	BUFFALO	4	AT	PHILADELPHIA	6

* Karl Dykhus scored at 10:06 of overtime
(PHILADELPHIA WON SERIES 4-1)

MAY 6	WASHINGTON	5	AT	PITTSBURGH	4
MAY 8	WASHINGTON	3	AT	PITTSBURGH	5
MAY 10	PITTSBURGH	2	AT	WASHINGTON	6
MAY 12	WASHINGTON	2	AT	WASHINGTON	6
MAY 14	WASHINGTON	5	AT	PITTSBURGH	6*
MAY 16	PITTSBURGH	7	AT	WASHINGTON	1
MAY 18	WASHINGTON	0	AT	PITTSBURGH	3

* Luc Robitaille scored at 4:30 of overtime
(PITTSBURGH WON SERIES 4-3)

MAY 7	NEW JERSEY	5	AT	BOSTON	0
MAY 8	NEW JERSEY	3	AT	BOSTON	0
MAY 10	BOSTON	3	AT	NEW JERSEY	2
MAY 12	BOSTON	0	AT	NEW JERSEY	1*
MAY 14	NEW JERSEY	3	AT	BOSTON	2

* Randy McKay scored at 8:51 of overtime
(NEW JERSEY WON SERIES 4-1)

CONFERENCE SEMI-FINALS

MAY 21	NY RANGERS	4	AT	PHILADELPHIA	5*
MAY 22	NY RANGERS	3	AT	PHILADELPHIA	4**
MAY 24	PHILADELPHIA	5	AT	NY RANGERS	2
MAY 26	PHILADELPHIA	4	AT	NY RANGERS	1

* Eric Desjardins scored at 7:03 of overtime

** Kevin Haller scored at 0:25 of overtime
(PHILADELPHIA WON SERIES 4-0)

MAY 20	NEW JERSEY	2	AT	PITTSBURGH	3
MAY 22	NEW JERSEY	4	AT	PITTSBURGH	2
MAY 24	PITTSBURGH	1	AT	NEW JERSEY	5
MAY 26	PITTSBURGH	1	AT	NEW JERSEY	2*
MAY 28	NEW JERSEY	4	AT	PITTSBURGH	1

* Neal Broten scored at 18:36 of overtime
(NEW JERSEY WON SERIES 4-1)

Devils winger Stephane Richer (below)
Devils centre Neal Broten (below right)



WESTERN CONFERENCE

CONFERENCE QUARTER-FINALS

MAY 7	DALLAS	3	AT	DETROIT	4
MAY 9	DALLAS	1	AT	DETROIT	4
MAY 11	DETROIT	5	AT	DALLAS	1
MAY 14	DETROIT	1	AT	DALLAS	4
MAY 15	DALLAS	1	AT	DETROIT	3

(DETROIT WON SERIES 4-1)

MAY 7	SAN JOSE	5	AT	CALGARY	4
MAY 9	SAN JOSE	5	AT	CALGARY	4*
MAY 11	CALGARY	9	AT	SAN JOSE	2
MAY 13	CALGARY	6	AT	SAN JOSE	4
MAY 15	SAN JOSE	0	AT	CALGARY	5
MAY 17	CALGARY	3	AT	SAN JOSE	5
MAY 19	SAN JOSE	5	AT	CALGARY	4**

* Ulf Dahlen scored at 12:21 of overtime

** Ray Whitney scored at 21:54 of overtime
(SAN JOSE WON SERIES 4-3)

MAY 7	VANCOUVER	1	AT	ST LOUIS	2
MAY 9	VANCOUVER	5	AT	ST LOUIS	3
MAY 11	ST LOUIS	1	AT	VANCOUVER	6
MAY 13	ST LOUIS	5	AT	VANCOUVER	2*
MAY 15	VANCOUVER	6	AT	ST LOUIS	5*
MAY 17	ST LOUIS	8	AT	VANCOUVER	2
MAY 19	VANCOUVER	5	AT	ST LOUIS	3

* Cliff Ronning scored at 1:48 of overtime
(VANCOUVER WON SERIES 4-3)

MAY 7	TORONTO	5	AT	CHICAGO	3
MAY 9	TORONTO	3	AT	CHICAGO	0
MAY 11	CHICAGO	3	AT	TORONTO	2
MAY 13	CHICAGO	3	AT	TORONTO	1
MAY 15	TORONTO	2	AT	CHICAGO	4
MAY 17	CHICAGO	4	AT	TORONTO	5*
MAY 19	TORONTO	2	AT	CHICAGO	5

* Randy Wood scored at 10:00 of overtime
(CHICAGO WON SERIES 4-3)

CONFERENCE SEMI-FINALS

MAY 21	SAN JOSE	0	AT	DETROIT	6
MAY 23	SAN JOSE	2	AT	DETROIT	6
MAY 25	DETROIT	6	AT	SAN JOSE	2
MAY 27	DETROIT	6	AT	SAN JOSE	2

(DETROIT WON SERIES 4-0)

MAY 21	VANCOUVER	1	AT	CHICAGO	2*
MAY 23	VANCOUVER	0	AT	CHICAGO	2
MAY 25	CHICAGO	3	AT	VANCOUVER	2**
MAY 27	CHICAGO	4	AT	VANCOUVER	3***

* Joe Murphy scored at 9:04 of overtime

** Chris Chelios scored at 6:22 of overtime

*** Chris Chelios scored at 5:35 of overtime
(CHICAGO WON SERIES 4-0)

CONFERENCE FINALS

EASTERN CONFERENCE FINAL

JUNE 3	NEW JERSEY	4	AT	PHILADELPHIA	1
JUNE 5	NEW JERSEY	5	AT	PHILADELPHIA	2
JUNE 7	PHILADELPHIA	3	AT	NEW JERSEY	2*
JUNE 10	PHILADELPHIA	4	AT	NEW JERSEY	2
JUNE 11	NEW JERSEY	3	AT	PHILADELPHIA	2
JUNE 13	PHILADELPHIA	2	AT	NEW JERSEY	4

* Eric Lindros scored at 4:19 of overtime
(NEW JERSEY WON SERIES 4-2)

WESTERN CONFERENCE FINAL

JUNE 1	CHICAGO	1	AT	DETROIT	2*
JUNE 4	CHICAGO	2	AT	DETROIT	3
JUNE 6	DETROIT	4	AT	CHICAGO	3**
JUNE 8	DETROIT	2	AT	CHICAGO	5
JUNE 11	CHICAGO	1	AT	DETROIT	2***

* Nicklas Lidstrom scored at 1:01 of overtime

** Vladimir Konstantinov scored at 29:25 of overtime

*** Vyacheslav Kozlov scored at 22:25 of overtime
(DETROIT WON SERIES 4-1)


STANLEY CUP CHAMPIONSHIP

JUNE 17	NEW JERSEY	2	AT	DETROIT	1
JUNE 20	NEW JERSEY	4	AT	DETROIT	2
JUNE 22	DETROIT	2	AT	NEW JERSEY	5
JUNE 24	DETROIT	2	AT	NEW JERSEY	5

(NEW JERSEY WON SERIES 4-0)



Veteran defenceman Bruce Driver



TEAM HOME, ROAD AND OVERALL RECORD

HOME							ROAD							OVERALL						
TEAM	GP	W	L	GF	GA	PCT	TEAM	GP	W	L	GF	GA	PCT	TEAM	GP	W	L	GF	GA	PCT
DETROIT	10	8	2	33	17	800	NEW JERSEY	11	10	1	39	16	909	NEW JERSEY	20	16	4	67	34	800
NEW JERSEY	9	6	3	28	18	667	DETROIT	8	4	4	28	27	500	DETROIT	18	12	6	61	44	667
CHICAGO	8	5	3	24	19	625	PHILADELPHIA	7	5	2	23	16	714	PHILADELPHIA	15	10	5	50	43	667
PHILADELPHIA	8	5	3	27	27	625	CHICAGO	8	4	4	21	20	500	CHICAGO	16	9	7	45	39	563
NY RANGERS	5	3	2	14	16	600	VANCOUVER	6	3	3	18	17	500	PITTSBURGH	12	5	7	37	43	417
PITTSBURGH	7	4	3	24	23	571	SAN JOSE	6	3	3	17	29	500	NY RANGERS	10	4	6	35	37	400
VANCOUVER	5	1	4	15	21	200	NY RANGERS	5	1	4	21	21	200	VANCOUVER	11	4	7	33	38	364
SAN JOSE	5	1	4	15	30	200	PITTSBURGH	5	1	4	13	20	200	SAN JOSE	11	4	7	32	59	364
WASHINGTON	3	2	1	13	11	667	CALGARY	3	2	1	18	11	667	CALGARY	7	3	4	35	26	429
QUEBEC	3	2	1	12	14	667	ST LOUIS	3	2	1	14	10	667	ST LOUIS	7	3	4	27	27	429
BUFFALO	2	1	1	5	5	500	TORONTO	4	2	2	12	12	500	TORONTO	7	3	4	20	22	429
DALLAS	2	1	1	5	6	500	BOSTON	2	1	1	3	3	500	WASHINGTON	7	3	4	26	29	429
TORONTO	3	1	2	8	10	333	WASHINGTON	4	1	3	13	18	250	QUEBEC	6	2	4	19	25	333
CALGARY	4	1	3	17	15	250	QUEBEC	3	0	3	7	11	000	BUFFALO	5	1	4	13	18	200
ST LOUIS	4	1	3	13	17	250	BUFFALO	3	0	3	8	13	000	DALLAS	5	1	4	10	17	200
BOSTON	3	0	3	2	11	000	DALLAS	3	0	3	5	11	000	BOSTON	5	1	4	5	14	200

TEAM PENALTIES


TEAM	GP	PIM	BM	AVG
BOSTON	5	47	2	9.4
NEW JERSEY	20	227	2	11.4
SAN JOSE	11	135	2	12.3
PHILADELPHIA	15	186	2	12.4
CHICAGO	16	203	0	12.7
TORONTO	7	89	0	12.7
NY RANGERS	10	138	2	13.8
DETROIT	18	264	0	14.7
QUEBEC	6	89	2	14.8
CALGARY	7	111	0	15.9
BUFFALO	5	80	0	16.0
DALLAS	5	95	0	19.0
PITTSBURGH	12	236	4	19.7
VANCOUVER	11	272	6	24.7
ST LOUIS	7	210	2	30.0
WASHINGTON	7	213	4	30.4

TEAM POWER PLAY

HOME					ROAD					OVERALL				
TEAM	GP	AOV	PPF	PCT	TEAM	GP	AOV	PPF	PCT	TEAM	GP	AOV	PPF	PCT
DETROIT	10	43	13	30.2	NY RANGERS	5	23	11	47.8	NY RANGERS	10	46	13	28.3
CALGARY	4	18	5	27.8	NEW JERSEY	11	39	12	30.8	NEW JERSEY	20	72	18	25.0
PITTSBURGH	7	31	8	25.8	TORONTO	4	15	4	26.7	DETROIT	18	89	22	24.7
VANCOUVER	5	32	8	25.0	SAN JOSE	6	24	5	20.8	CALGARY	7	31	7	22.6
DALLAS	2	11	2	18.2	BOSTON	2	5	1	20.0	VANCOUVER	11	57	12	21.1
NEW JERSEY	9	33	6	18.2	DETROIT	8	46	9	19.6	TORONTO	7	36	7	19.4
SAN JOSE	5	24	4	16.7	PHILADELPHIA	7	31	5	16.1	PITTSBURGH	12	58	11	19.0
ST LOUIS	4	26	4	15.4	VANCOUVER	6	25	4	16.0	SAN JOSE	11	48	9	18.8
TORONTO	3	21	3	14.3	CALGARY	3	13	2	15.4	WASHINGTON	7	44	6	13.6
WASHINGTON	3	24	3	12.5	CHICAGO	8	33	5	15.2	ST LOUIS	7	45	6	13.3
CHICAGO	8	35	4	11.4	WASHINGTON	4	20	3	15.0	CHICAGO	16	68	9	13.2
PHILADELPHIA	8	39	4	10.3	BUFFALO	3	15	2	13.3	PHILADELPHIA	15	70	9	12.9
BUFFALO	2	11	1	9.1	PITTSBURGH	5	27	3	11.1	BUFFALO	5	26	3	11.5
NY RANGERS	5	23	2	8.7	ST LOUIS	3	19	2	10.5	DALLAS	5	26	1	11.5
QUEBEC	3	13	1	7.7	QUEBEC	3	12	1	8.3	BOSTON	5	2	2	10.0
BOSTON	3	15	1	6.7	DALLAS	3	15	1	6.7	QUEBEC	6	25	2	8.0

TEAM PENALTY KILLING

HOME					ROAD					OVERALL				
TEAM	GP	TSH	PPA	PCT	TEAM	GP	TSH	PPA	PCT	TEAM	GP	TSH	PPA	PCT
VANCOUVER	5	35	3	91.4	TORONTO	4	16	0	100.0	TORONTO	7	27	2	92.6
NEW JERSEY	9	33	4	87.9	BUFFALO	3	17	1	94.1	NY RANGERS	10	50	5	90.0
NY RANGERS	5	24	3	87.5	QUEBEC	3	16	1	93.8	BUFFALO	5	26	3	88.5
SAN JOSE	5	21	3	85.7	NY RANGERS	5	26	2	92.3	VANCOUVER	11	66	8	87.9
WASHINGTON	3	20	3	85.0	PITTSBURGH	5	32	4	87.5	NEW JERSEY	20	74	10	86.5
CHICAGO	8	35	6	82.9	CHICAGO	9	40	5	87.5	CHICAGO	16	75	11	85.3
DETROIT	10	35	6	82.9	PHILADELPHIA	7	28	4	85.7	PITTSBURGH	12	61	10	83.6
TORONTO	3	11	2	81.8	NEW JERSEY	11	41	6	85.4	DETROIT	18	78	14	82.1
CALGARY	4	16	3	81.3	VANCOUVER	6	31	5	83.9	CALGARY	7	31	6	80.6
PITTSBURGH	7	29	6	79.3	BOSTON	2	6	1	83.3	PHILADELPHIA	15	66	15	77.3
ST LOUIS	4	19	4	78.9	DETROIT	8	43	8	81.4	WASHINGTON	7	42	10	76.2
BUFFALO	2	9	2	77.8	CALGARY	3	15	3	80.0	QUEBEC	6	29	7	75.9
PHILADELPHIA	8	38	11	71.1	ST LOUIS	3	24	7	70.8	ST LOUIS	7	43	11	74.4
DALLAS	2	13	4	69.2	DALLAS	3	17	5	70.6	SAN JOSE	11	46	13	71.7
BOSTON	3	11	4	63.6	WASHINGTON	4	22	7	68.2	BOSTON	5	17	5	70.6
QUEBEC	3	13	6	53.8	SAN JOSE	6	25	10	60.0	DALLAS	5	30	9	70.0



Devils veteran Ken Daneyko

TEAM SHORTHAND GOALS FOR

HOME					ROAD					OVERALL				
TEAM	GP	SHF	GOALS	PCT	TEAM	GP	SHF	GOALS	PCT	TEAM	GP	SHF	GOALS	PCT
CALGARY	4	3	1	25.0	VANCOUVER	6	4	1	25.0	VANCOUVER	11	7	2	28.6
VANCOUVER	5	3	1	33.3	CALGARY	3	3	1	33.3	CALGARY	7	6	3	42.9
DETROIT	10	2	1	50.0	PHILADELPHIA	7	2	1	50.0	PHILADELPHIA	15	3	1	6.7
QUEBEC	3	1	1	100.0	DETROIT	3	1	1	100.0	DETROIT	18	3	1	5.6
PITTSBURGH	7	1	1	100.0	QUEBEC	3	1	1	100.0	QUEBEC	6	2	1	16.7
PHILADELPHIA	8	1	1	100.0	BUFFALO	5	1	1	100.0	BUFFALO	5	1	1	20.0
DALLAS	2	0	0	0.0	ST LOUIS	3	1	1	100.0	ST LOUIS	7	1	1	14.3
BUFFALO	2	0	0	0.0	WASHINGTON	4	1	1	100.0	WASHINGTON	7	1	1	14.3
WASHINGTON	3	0	0	0.0	NY RANGERS	5	1	1	100.0	NY RANGERS	10	2	2	20.0
BOSTON	3	0	0	0.0	DETROIT	8	1	1	100.0	DETROIT	18	2	2	11.1
TORONTO	3	0	0	0.0	CHICAGO	8	1	1	100.0	CHICAGO	16	2	2	12.5
ST LOUIS	4	0	0	0.0	NEW JERSEY	11	1	1	9.1	NEW JERSEY	20	2	2	10.0
NY RANGERS	5	0	0	0.0	BOSTON	2	0	0	0.0	BOSTON	5	0	0	0.0
SAN JOSE	5	0	0	0.0	TORONTO	4	0	0	0.0	TORONTO	7	0	0	0.0
CHICAGO	8	0	0	0.0	PITTSBURGH	5	0	0	0.0	PITTSBURGH	12	0	0	0.0
NEW JERSEY	9	0	0	0.0	SAN JOSE	6	0	0	0.0	SAN JOSE	11	0	0	0.0

TEAM SHORTHAND GOALS AGAINST

HOME			ROAD			OVERALL		
TEAM	GP	SHA	TEAM	GP	SHA	TEAM	GP	SHA
CHICAGO	8	0	NEW JERSEY	11	0	CALGARY	7	0
CALGARY	4	0	DETROIT	8	0	DALLAS	5	0
WASHINGTON	3	0	PHILADELPHIA	7	0	DETROIT	18	1
BUFFALO	2	0	VANCOUVER	6	0	CHICAGO	16	1
DALLAS	2	0	PITTSBURGH	5	0	PHILADELPHIA	15	1
DETROIT	10	1	TORONTO	4	0	PITTSBURGH	12	1
PHILADELPHIA	8	1	QUEBEC	3	0	VANCOUVER	11	1
PITTSBURGH	7	1	DALLAS	3	0	WASHINGTON	7	1
VANCOUVER	5	1	CALGARY	3	0	TORONTO	7	1
QUEBEC	3	1	BOSTON	2	0	QUEBEC	6	1
BOSTON	3	1	CHICAGO	8	1	BUFFALO	5	1
TORONTO	3	1	NY RANGERS	5	1	BOSTON	5	1
NEW JERSEY	9	2	WASHINGTON	4	1	NEW JERSEY	20	2
NY RANGERS	5	2	BUFFALO	3	1	NY RANGERS	10	3
SAN JOSE	5	3	ST LOUIS	3	2	ST LOUIS	7	6
ST LOUIS	4	4	SAN JOSE	6	5	SAN JOSE	11	8

INDIVIDUAL SCORING LEADERS

PLAYER	TEAM	GP	G	A	PTS	+/-	PIM	PP	SH	GW	OT	S	PCT
SERGEI FEDOROV	DETROIT	17	7	17	24	13	6	3	0	0	0	53	13.2
STEPHANE RICHER	NEW JERSEY	19	6	15	21	9	2	3	1	2	0	55	10.9
NEAL BROTEN	NEW JERSEY	20	7	12	19	13	6	1	0	4	1	47	14.9
RON FRANCIS	PITTSBURGH	12	6	13	19	3	4	2	0	0	0	30	20.0
DENIS SAVARD	CHICAGO	16	7	11	18	12	10	3	0	0	0	39	17.9
PAUL COFFEY	DETROIT	18	6	12	18	4	10	2	1	0	0	74	8.1
JOHN MacLEAN	NEW JERSEY	20	5	13	18	8	14	2	0	0	0	57	8.8
CLAUDE LEMIEUX	NEW JERSEY	20	13	3	16	12	20	0	0	3	0	65	20.0
V. KOZLOV	DETROIT	18	9	7	16	12	10	1	0	4	1	45	20.0
NICKLAS LIDSTROM	DETROIT	18	4	12	16	4	8	3	0	2	1	37	10.8
JAROMIR JAGR	PITTSBURGH	12	10	5	15	3	6	2	1	1	0	55	18.2
ROD BRIND AMOUR	PHILADELPHIA	15	6	9	15	5	8	2	1	1	0	28	21.4
ERIC LINDROS	PHILADELPHIA	12	4	11	15	7	18	0	0	1	1	28	14.3
LARRY MURPHY	PITTSBURGH	12	2	13	15	3	0	1	0	0	0	35	5.7
THEOREN FLEURY	CALGARY	7	7	7	14	8	2	2	1	0	0	40	17.5
BRIAN LEETCH	NY RANGERS	10	6	8	14	1	-	8	3	0	1	46	13.0
PAVEL BURE	VANCOUVER	11	7	6	13	1	-	10	2	2	0	39	17.9
MIKAEEL RENBERG	PHILADELPHIA	15	6	7	13	5	6	2	0	0	0	45	13.3
MARK MESSIER	NY RANGERS	10	3	10	13	11	-	8	2	0	1	26	11.5
JOE MURPHY	CHICAGO	16	9	3	12	1	-	29	3	0	3	69	13.0
RANDY McKAY	NEW JERSEY	19	8	4	12	5	11	2	0	2	1	30	26.7
JOHN LeCLAIR	PHILADELPHIA	15	5	7	12	7	4	1	0	1	0	37	13.5
RUSS COURTNALL	VANCOUVER	11	4	8	12	1	21	0	2	1	0	27	14.8
STEVE YZERMAN	DETROIT	15	4	8	12	2	-	0	2	0	1	37	10.8
DOUG BROWN	DETROIT	18	4	8	12	14	2	0	1	1	0	27	14.8
BERNIE NICHOLLS	CHICAGO	16	1	11	12	0	8	1	0	0	0	28	3.6

DEFENCEMEN SCORING LEADERS

PLAYER	TEAM	GP	G	A	PTS	+/-	PIM	PP	SH	GW	OT	S	PCT
PAUL COFFEY	DETROIT	18	6	12	18	4	10	2	1	0	0	74	8.1
NICKLAS LIDSTROM	DETROIT	18	4	12	16	4	8	3	0	2	1	37	10.8
LARRY MURPHY	PITTSBURGH	12	2	13	15	3	0	1	0	0	0	35	5.7
BRIAN LEETCH	NY RANGERS	10	6	8	14	1	-	8	3	0	1	46	13.0
CHRIS CHELIOS	CHICAGO	16	4	7	11	6	12	0	1	3	2	49	8.2
S. NIEDERMAYER	NEW JERSEY	20	4	7	11	11	10	2	0	1	0	53	7.5
SERGEI ZUBOV	NY RANGERS	10	3	8	11	9	-	2	1	0	0	34	8.8
SHAWN CHAMBERS	NEW JERSEY	20	4	5	9	2	2	2	0	0	0	36	11.1
PHIL HOUSLEY	CALGARY	7	0	9	9	5	0	0	0	0	0	22	0
ERIC DESJARDINS	PHILADELPHIA	15	4	4	8	13	10	1	0	2	1	35	11.4
KEVIN HALLER	PHILADELPHIA	15	4	4	8	10	10	0	1	1	1	14	28.6
KARL DYKHUIS	PHILADELPHIA	15	4	4	8	2	14	2	0	2	1	17	23.5
JYRKI LUMME	VANCOUVER	11	2	6	8	0	8	1	0	0	0	23	8.7
TOMMY ALBELIN	NEW JERSEY	20	1	7	8	5	2	0	0	0	0	17	5.9
SCOTT STEVENS	NEW JERSEY	20	1	7	8	10	24	0	0	1	0	54	1.9
V. PETISOV	DETROIT	18	0	8	8	1	14	0	0	0	0	31	0

GAME SCORING STREAKS

GOALS			
PLAYER	TEAM	GM	G
JOE MURPHY	CHICAGO	5	6
PETER BONDRA	WASHINGTON	4	5
PAVEL BURE	VANCOUVER	4	5
DINO CICCARELLI	DETROIT	4	4
ULF DAHLEN	SAN JOSE	4	4

ASSISTS			
PLAYER	TEAM	GM	A
LARRY MURPHY	PITTSBURGH	5	10
SERGEI FEDOROV	DETROIT	5	8
PHIL HOUSLEY	CALGARY	5	8
ERIC LINDROS	PHILADELPHIA	5	8
BRENDAN SHANAHAN	ST LOUIS	5	5
MARK MESSIER	NY RANGERS	4	7
BERNIE NICHOLLS	CHICAGO	4	7
*DENIS CHASSE	ST LOUIS	4	7
STEVE YZERMAN	DETROIT	4	6
JOE JUNEAU	WASHINGTON	4	6
SERGEI ZUBOV	NY RANGERS	4	6
NICKLAS LIDSTROM	DETROIT	4	5
TOM PEDERSON	SAN JOSE	4	5
MIKE SULLIVAN	CALGARY	4	5
NEAL BROTEN	NEW JERSEY	4	4
AL MacINNIS	ST LOUIS	4	4
STEVE KONOWALCHUK	WASHINGTON	4	4

POINTS			
PLAYER	TEAM	GM	G A PTS
LARRY MURPHY	PITTSBURGH	9	2 13 15
PAVEL BURE	VANCOUVER	8	7 6 13
MATS SUNDBIN	TORONTO	7	5 4 9
JAROMIR JAGR	PITTSBURGH	6	8 3 11
LUC ROBITAILLE	PITTSBURGH	6	6 4 10
RANDY McKAY	NEW JERSEY	6	4 3 7
JOHN MacLEAN	NEW JERSEY	6	3 4 7
GEOFF COURTNALL	VANCOUVER	6	4 2 6
SERGEI FEDOROV	DETROIT	5	4 8 12
RON FRANCIS	PITTSBURGH	5	2 10 12
ERIC LINDROS	PHILADELPHIA	5	2 8 10
MARK MESSIER	NY RANGERS	5	2 7 9
B. SHANAHAN	ST LOUIS	5	4 5 9
PHIL HOUSLEY	CALGARY	5	0 8 8
KEITH JONES	WASHINGTON	5	4 4 8
NEAL BROTEN	NEW JERSEY	5	3 4 7
RON FRANCIS	PITTSBURGH	5	4 3 7
JOHN LeCLAIR	PHILADELPHIA	5	5 2 7
SERGEI ZUBOV	NY RANGERS	5	1 6 7
JOE MURPHY	CHICAGO	5	6 0 6
STEPHANE RICHER	NEW JERSEY	5	3 3 6
*PETER FORSBERG	QUEBEC	5	2 4 6



Detroit centre Sergei Fedorov: seven goals and 24 points in 17 games to lead playoff scoring



Nicklas Lidstrom: 16 points in 18 games

INDIVIDUAL LEADERS

GOALS

PLAYER	TEAM	GP	G
CLAUDE LEMIEUX	NEW JERSEY	20	13
JAROMIR JAGR	PITTSBURGH	12	10
DINO CICCARELLI	PITTSBURGH	16	9
JOE MURPHY	CHICAGO	16	9
VYACHESLAV KOZLOV	DETROIT	18	9
RANDY MCKAY	NEW JERSEY	19	8
THEOREN FLEURY	CALGARY	7	7
PAVEL BURE	VANCOUVER	11	7
LUC ROBITAILLE	PITTSBURGH	12	7
DENIS SAVARD	CHICAGO	16	7
SERGEI FEDOROV	DETROIT	17	7
NEAL BROTEN	NEW JERSEY	20	7
BRETT HULL	ST LOUIS	7	6
BRIAN LEETCH	NY RANGERS	10	6
RON FRANCIS	PITTSBURGH	12	6
ROD BRIND'AMOUR	PHILADELPHIA	15	6
KEVIN DINEEN	PHILADELPHIA	15	6
MIKEL RENBERG	PHILADELPHIA	15	6
PAUL COFFEY	DETROIT	18	6
STEPHANE RICHER	NEW JERSEY	19	6
PETER BONDRA	WASHINGTON	7	5
MAT'S SUNDMAN	TORONTO	7	5
GERARD TITOV	CALGARY	7	5
ULF DAHLEN	SAN JOSE	11	5
MIKE RATHJE	SAN JOSE	11	5
JOHN LeCLAIR	PHILADELPHIA	15	5
MURRAY CRAVEN	CHICAGO	16	5
JOHN MacLEAN	NEW JERSEY	20	5

POWER-PLAY GOALS

PLAYER	TEAM	GP	PP
DINO CICCARELLI	DETROIT	16	6
MIKE RATHJE	SAN JOSE	11	5
BRIAN LEETCH	NY RANGERS	10	3
PAT VERBEKE	NY RANGERS	10	3
GEOFF COURTNALL	VANCOUVER	11	3
ULF DAHLEN	SAN JOSE	11	3
KEVIN STEVENS	PITTSBURGH	12	3
JOE MURPHY	CHICAGO	16	3
DENIS SAVARD	CHICAGO	16	3
SERGEI FEDOROV	DETROIT	17	3
NICKLAS LIDSTROM	DETROIT	18	3
STEPHANE RICHER	NEW JERSEY	19	3

OVERTIME GOALS

PLAYER	TEAM	GP	OT
CHRIS CHÉLIOS	CHICAGO	16	2
RANDY MCKAY	TORONTO	7	1
STEVE LARMER	NY RANGERS	10	1
ULF DAHLEN	SAN JOSE	11	1
CLIFF RONNING	VANCOUVER	11	1
RAY WHITNEY	SAN JOSE	11	1
LUC ROBITAILLE	PITTSBURGH	12	1
ERIC DESJARDINS	PHILADELPHIA	12	1
KEVIN HALLER	PHILADELPHIA	15	1
KARL DYKHUIS	PHILADELPHIA	15	1
V. KONSTANTINOV	CHICAGO	16	1
VYACHESLAV KOZLOV	DETROIT	18	1
NICKLAS LIDSTROM	DETROIT	18	1
RANDY MCKAY	NEW JERSEY	19	1
NEAL BROTEN	NEW JERSEY	20	1

PENALTY MINUTES

PLAYER	TEAM	GP	PIM
GLENN ANDERSON	ST LOUIS	6	49
GINO ODJICK	VANCOUVER	5	47
KEITH PRIMEAU	DETROIT	17	45
*KEVIN KAMINSKI	WASHINGTON	5	36
GEOFF COURTNALL	VANCOUVER	11	34
KJELL SAMUELSSON	PITTSBURGH	11	32
BOB ERREY	DETROIT	18	30
BILL GUERIN	NEW JERSEY	20	30
CRAIG BERUBE	WASHINGTON	7	29
JOE MURPHY	PHILADELPHIA	16	29
STU GRIMSON	DETROIT	11	26
LUC ROBITAILLE	PITTSBURGH	12	26
STEVE SMITH	CHICAGO	16	26
DAVE ANDREYCHUK	TORONTO	7	25
DALE HUNTER	WASHINGTON	7	24
SCOTT STEVENS	NEW JERSEY	20	24
*DENIS CHASSE	ST LOUIS	7	23

ASSISTS

PLAYER	TEAM	GP	A
SERGEI FEDOROV	DETROIT	17	17
STEPHANE RICHER	NEW JERSEY	19	15
RON FRANCIS	PITTSBURGH	12	13
LARRY MURPHY	PITTSBURGH	12	13
JOHN MacLEAN	NEW JERSEY	20	13
PAUL COFFEY	DETROIT	18	12
NICKLAS LIDSTROM	DETROIT	18	12
NEAL BROTEN	NEW JERSEY	20	12
ERIC LINDROS	PHILADELPHIA	12	11
BERNIE NICHOLS	CHICAGO	16	11
DENIS SAVARD	CHICAGO	16	11
MARK MESSIER	NY RANGERS	10	10
PHIL HOUSLEY	CALGARY	7	9
ROD BRIND'AMOUR	PHILADELPHIA	15	9
BRIAN LEETCH	NY RANGERS	10	8
SERGEI ZUBOV	NY RANGERS	10	8
RUSS COURTNAALL	VANCOUVER	11	8
IGOR LARIONOV	SAN JOSE	11	8
STEVE YERZMAN	DETROIT	15	8
DOUG BROWN	DETROIT	18	8
VYACHESLAV FETISOV	DETROIT	18	8
BILL GUERIN	NEW JERSEY	20	8

POWER-PLAY ASSISTS

PLAYER	TEAM	GP	PPA
PAUL COFFEY	DETROIT	18	10
NICKLAS LIDSTROM	DETROIT	18	10
SERGEI FEDOROV	DETROIT	17	7
STEPHANE RICHER	NEW JERSEY	19	7
NEAL BROTEN	NEW JERSEY	20	7
MARK MESSIER	NY RANGERS	10	6
SERGEI ZUBOV	NY RANGERS	10	6
MICHAEL NYLANDER	CALGARY	6	5
DOUG GILMOUR	TORONTO	7	5
PHIL HOUSLEY	CALGARY	7	5
CLIFF RONNING	VANCOUVER	11	5
LARRY MURPHY	PITTSBURGH	12	5
AL MACINNIS	ST LOUIS	7	4
ERIC LINDROS	PHILADELPHIA	12	4
STEVE YERZMAN	DETROIT	15	4
TOMMY ALBELIN	NEW JERSEY	20	4

SHORTHAND ASSISTS

PLAYER	TEAM	GP	SHA
MIKE SULLIVAN	CALGARY	7	2
RUSS COURTNAALL	VANCOUVER	11	2
JYRKI LUMME	VANCOUVER	11	2
PAVEL BURE	VANCOUVER	11	2
ROD BRIND'AMOUR	PHILADELPHIA	15	2
SERGEI FEDOROV	DETROIT	17	2

SHORTHAND POINTS

PLAYER	TEAM	GP	SHP
RUSS COURTNAALL	VANCOUVER	11	4
PAVEL BURE	VANCOUVER	11	4
MIKE SULLIVAN	CALGARY	7	3
ROD BRIND'AMOUR	PHILADELPHIA	15	3
THEOREN FLEURY	CALGARY	7	2
RONNIE STERN	CALGARY	7	2
JYRKI LUMME	VANCOUVER	11	2
SERGEI FEDOROV	DETROIT	17	2
DOUG BROWN	DETROIT	18	2

SHOTS

PLAYER	TEAM	GP	S
PAUL COFFEY	DETROIT	18	74
JOE MURPHY	CHICAGO	16	69
CLAUDE LEMIEUX	NEW JERSEY	20	65
JOHN MacLEAN	NEW JERSEY	20	67
JAROMIR JAGR	PITTSBURGH	12	55
STEPHANE RICHER	NEW JERSEY	19	55
SCOTT STEVENS	NEW JERSEY	20	54
SERGEI FEDOROV	DETROIT	17	53
SCOTT NIEDERMAYER	NEW JERSEY	20	53
CHRIS CHÉLIOS	CHICAGO	16	49
DINO CICCARELLI	DETROIT	16	49
NEAL BROTEN	NEW JERSEY	20	47
BRIAN LEETCH	NY RANGERS	10	46
MIKEL RENBERG	PHILADELPHIA	15	45
VYACHESLAV KOZLOV	DETROIT	18	45
GARY STUDD	CHICAGO	12	43
RAY SHEPPARD	DETROIT	17	41
THEOREN FLEURY	CALGARY	7	40

GAME-WINNING GOALS

PLAYER	TEAM	GP	GW
VYACHESLAV KOZLOV	DETROIT	18	4
NEAL BROTEN	NEW JERSEY	20	4
CHRIS CHÉLIOS	CHICAGO	16	3
JOE MURPHY	CHICAGO	16	3
CLAUDE LEMIEUX	NEW JERSEY	20	3
CLIFF RONNING	VANCOUVER	11	2
LUC ROBITAILLE	PITTSBURGH	12	2
ERIC DESJARDINS	PHILADELPHIA	15	2
KARL DYKHUIS	PHILADELPHIA	15	2
DINO CICCARELLI	DETROIT	16	2
NICKLAS LIDSTROM	DETROIT	18	2
RANDY MCKAY	NEW JERSEY	19	2
STEPHANE RICHER	NEW JERSEY	19	2

POWER-PLAY POINTS

PLAYER	TEAM	GP	PPP
PAUL COFFEY	DETROIT	18	12
NICKLAS LIDSTROM	DETROIT	18	11
SERGEI FEDOROV	DETROIT	17	10
STEPHANE RICHER	NEW JERSEY	19	10
MARK MESSIER	NY RANGERS	10	8
DINO CICCARELLI	DETROIT	16	8
NEAL BROTEN	NEW JERSEY	20	8
SERGEI ZUBOV	NY RANGERS	10	7
BRIAN LEETCH	NY RANGERS	10	6
ULF DAHLEN	SAN JOSE	11	6
CLIFF RONNING	VANCOUVER	11	6
LARRY MURPHY	PITTSBURGH	12	6
STEVE YERZMAN	DETROIT	15	6
DENIS SAVARD	CHICAGO	16	6

SHORTHAND GOALS

PLAYER	TEAM	GP	SH
RUSS COURTNAALL	VANCOUVER	11	2
PAVEL BURE	VANCOUVER	11	2

PLUS/MINUS


PLAYER	TEAM	GP	+/-
DOUG BROWN	DETROIT	18	14
ERIC DESJARDINS	PHILADELPHIA	15	13
BRUCE DRIVER	DETROIT	17	13
SERGEI FEDOROV	DETROIT	17	13
NEAL BROTEN	NEW JERSEY	20	13
DENIS SAVARD	CHICAGO	16	12
VYACHESLAV KOZLOV	DETROIT	18	12
CLAUDE LEMIEUX	NEW JERSEY	20	11
SCOTT NIEDERMAYER	NEW JERSEY	20	11
KEVIN HALLER	PHILADELPHIA	15	10
SCOTT STEVENS	NEW JERSEY	20	10
STEVE CHASSON	CALGARY	7	9
STEPHANE RICHER	NEW JERSEY	19	9
KEN DANEYKO	NEW JERSEY	20	9
THEOREN FLEURY	CALGARY	7	8
*SERGEI GONCHAR	WASHINGTON	7	8
ERIC WEINRICH	CHICAGO	16	8
JOHN MacLEAN	NEW JERSEY	20	8
ZARLEY ZALAPSKI	CALGARY	7	7
*DENIS CHASSE	ST LOUIS	7	7
ERIC LINDROS	PHILADELPHIA	12	7
JOHN LeCLAIR	PHILADELPHIA	15	7
BOBBY HOLIK	NEW JERSEY	20	7

SHOOTING PERCENTAGE (minimum 5 shots)

PLAYER	TEAM	GP	G	S	PCT
SERGEI MAKAROV	SAN JOSE	11	3	37.5	
GERMAN TITOV	CALGARY	7	5	14.3	
*BRIAN HOLZINGER	BUFFALO	4	2	6.33	
BASIL MCALE	ST LOUIS	7	2	6.33	
DALE HUNTER	WASHINGTON	7	4	13.3	
KEITH JONES	WASHINGTON	7	4	14.28	
KEVIN HALLER	PHILADELPHIA	15	4	14.28	
MIKE RATHJE	SAN JOSE	11	5	18.27	
KELLY KISIO	CALGARY	7	3	11.73	
MIKE RIDLEY	TORONTO	7	3	11.73	
SERGEI MODJESKO	VANCOUVER	11	3	11.73	
RANDY MCKAY	NEW JERSEY	19	8	26.7	
JOE SAKIC	QUEBEC	6	1	15.27	
RAY WHITNEY	SAN JOSE	11	5	15.27	
ULF DAHLEN	SAN JOSE	11	5	19.26	
KEVIN DINEEN	PHILADELPHIA	15	6	24.25	
SERGEI NEMCHINOV	NY RANGERS	10	4	16.25	
SCOTT YOUNG	QUEBEC	6	3	12.25	
MIKE SULLIVAN	CALGARY	7	3	12.25	

INDIVIDUAL ROOKIE SCORING LEADERS

PLAYER	TEAM	GP	G	A	PTS	+/-	PIM	PP	SH	GW	OT	\$	PCT
DENIS CHASSE	ST LOUIS	7	1	7	8	7	23	0	0	0	0	10	10.0
PETER FORSBERG	QUEBEC	6	2	4	6	2	4	1	0	0	0	13	15.4
JEFF FRIESE	SAN JOSE	11	1	5	6	9	-4	0	0	0	0	21	4.8
ROMAN OKSIJUTA	VANCOUVER	10	2	3	5	0	0	1	0	0	0	9	22.2
SERGEI GONCHAR	WASHINGTON	7	2	2	4	8	2	0	0	1	0	15	13.3
IAN LAPERRIERE	ST LOUIS	7	0	4	4	3	21	0	0	0	0	10	0
BRIAN HOLZINGER	BUFFALO	4	2	1	3	3	-2	1	0	0	0	6	33.3
BRIAN ROLSTON	NEW JERSEY	6	2	1	3	6	4	1	0	0	0	12	16.7
SERGEI BRYLIN	NEW JERSEY	12	1	2	3	1	4	0	0	0	0	11	9.1
KEVIN DEAN	NEW JERSEY	3	0	2	2	0	0	0	0	0	0	4	0
LEN BARRIE	PITTSBURGH	4	0	0	1	6	-8	1	0	0	0	2	50.0
ADRIAN AUCCINO	VANCOUVER	4	1	0	1	1	-0	1	0	0	0	2	50.0
M. CZERKAWSKI	BOSTON	5	1	0	1	0	0	0	0	0	0	11	9.1
JANNE LAUKKANEN	QUEBEC	6	1	0	1	2	-2	0	0	0	0	11	9.1
PATRIK JUHLIN	PHILADELPHIA	13	1	0	1	1	-2	0	0	0	0	14	7.1
RENE CORBET	QUEBEC	2	0	1	1	1	0	0	0	0	0	0	0
MIKE PECA	VANCOUVER	5	0	1	1	0	8	0	0	0	0	7	0
TIM TAYLOR	DETROIT	6	0	1	1	4	-12	0	0	0	0	11	0
ADAM DEADMARSH	QUEBEC	6	0	1	1	3	-0	0	0	0	0	6	0
SHEAN DONOVAN	SAN JOSE	7	0	1	1	3	-6	0	0	0	0	7	0
ERIC DAZE	CHICAGO	16	0	1	1	4	-4	0	0	0	0	16	0



New Jersey centre Sergei Brylin

INDIVIDUAL ROOKIE LEADERS

GOALS			
PLAYER	TEAM	GP	G
BRIAN HOLZINGER	BUFFALO	4	2
PETER FORSBERG	QUEBEC	6	2
BRIAN ROLSTON	NEW JERSEY	6	2
SERGEI GONCHAR	WASHINGTON	7	2
ROMAN OKSIJUTA	VANCOUVER	10	2
LEN BARRIE	PITTSBURGH	4	1
ADRIAN AUCCINO	VANCOUVER	4	1
M. CZERKAWSKI	BOSTON	5	1
JANNE LAUKKANEN	QUEBEC	6	1
DENIS CHASSE	ST LOUIS	7	1
JEFF FRIESE	SAN JOSE	11	1
SERGEI BRYLIN	NEW JERSEY	12	1
PATRIK JUHLIN	PHILADELPHIA	13	1

POWER-PLAY GOALS

PLAYER	TEAM	GP	PP
LEN BARRIE	PITTSBURGH	4	1
BRIAN HOLZINGER	BUFFALO	4	1
ADRIAN AUCCINO	VANCOUVER	4	1
PETER FORSBERG	QUEBEC	6	1
BRIAN ROLSTON	NEW JERSEY	6	1
ROMAN OKSIJUTA	VANCOUVER	10	1

POWER-PLAY POINTS

PLAYER	TEAM	GP	PPP
JEFF FRIESE	SAN JOSE	11	3
KEVIN DEAN	NEW JERSEY	3	2
ROMAN OKSIJUTA	VANCOUVER	10	2
LEN BARRIE	PITTSBURGH	4	1
BRIAN HOLZINGER	BUFFALO	4	1
ADRIAN AUCCINO	VANCOUVER	4	1
PETER FORSBERG	QUEBEC	6	1
BRIAN ROLSTON	NEW JERSEY	6	1

SHOTS

PLAYER	TEAM	GP	\$
CHRIS THERIEN	PHILADELPHIA	15	24
JEFF FRIESE	SAN JOSE	11	21
ERIC DAZE	CHICAGO	16	16
SERGEI GONCHAR	WASHINGTON	7	15
PATRIK JUHLIN	PHILADELPHIA	13	14
PETER FORSBERG	QUEBEC	6	13
BRIAN ROLSTON	NEW JERSEY	6	12
M. CZERKAWSKI	BOSTON	5	11
DAVID ROBERTS	ST LOUIS	6	11
TIM TAYLOR	DETROIT	6	11
JANNE LAUKKANEN	QUEBEC	6	11
SERGEI BRYLIN	NEW JERSEY	12	11
DENIS CHASSE	ST LOUIS	7	10
KEN KLEE	WASHINGTON	7	10
IAN LAPERRIERE	ST LOUIS	7	10
ROMAN OKSIJUTA	VANCOUVER	10	9
JASSEN CULLIMORE	VANCOUVER	11	9
MIKE PECA	VANCOUVER	5	7

ASSISTS			
PLAYER	TEAM	GP	A
DENIS CHASSE	ST LOUIS	7	7
JEFF FRIESE	SAN JOSE	11	5
PETER FORSBERG	QUEBEC	6	4
IAN LAPERRIERE	ST LOUIS	7	4
ROMAN OKSIJUTA	VANCOUVER	10	4
KEVIN DEAN	NEW JERSEY	3	2
SERGEI GONCHAR	WASHINGTON	7	2
SERGEI BRYLIN	NEW JERSEY	12	2
RENE CORBET	QUEBEC	2	1
BRIAN HOLZINGER	BUFFALO	4	1
MIKE PECA	VANCOUVER	5	1
TIM TAYLOR	DETROIT	6	1
BRIAN ROLSTON	NEW JERSEY	6	1
ADAM DEADMARSH	QUEBEC	6	1
SHEAN DONOVAN	SAN JOSE	7	1
ERIC DAZE	CHICAGO	16	1

POWER-PLAY ASSISTS

PLAYER	TEAM	GP	PPA
JEFF FRIESE	SAN JOSE	11	3
KEVIN DEAN	NEW JERSEY	3	2
ROMAN OKSIJUTA	VANCOUVER	10	1

PENALTY MINUTES

PLAYER	TEAM	GP	PIM
KEVIN KAMINSKI	WASHINGTON	5	36
DENIS CHASSE	ST LOUIS	7	23
IAN LAPERRIERE	ST LOUIS	7	21
CHRIS TAMER	PITTSBURGH	4	18
TIM TAYLOR	DETROIT	6	12
JASSEN CULLIMORE	VANCOUVER	11	12
DANE JACKSON	VANCOUVER	6	10
CHRIS THERIEN	PHILADELPHIA	15	10
MIKE KENNEDY	DALLAS	5	9
ANDREI NAZAROV	SAN JOSE	6	9
LEN BARRIE	PITTSBURGH	4	8
MIKE PECA	VANCOUVER	5	8
TODD HARVEY	DALLAS	5	8
S. KRIVOKRASOV	CHICAGO	10	8
JON ROHLOFF	BOSTON	5	6
SHEAN DONOVAN	SAN JOSE	7	6

SHOOTING PERCENTAGE (minimum 5 shots)

PLAYER	TEAM	GP	G	\$	PCT
BRIAN HOLZINGER	BUFFALO	4	2	6	33.3
ROMAN OKSIJUTA	VANCOUVER	10	2	9	22.2
BRIAN ROLSTON	NEW JERSEY	6	2	12	16.7
PETER FORSBERG	QUEBEC	6	2	13	15.4
SERGEI GONCHAR	WASHINGTON	7	2	15	13.3
DENIS CHASSE	ST LOUIS	7	1	10	10.0
M. CZERKAWSKI	BOSTON	5	1	11	9.1
JANNE LAUKKANEN	QUEBEC	6	1	11	9.1
SERGEI BRYLIN	NEW JERSEY	12	1	11	9.1
PATRIK JUHLIN	PHILADELPHIA	13	1	14	7.1

SHORTHAND ASSISTS			
PLAYER	TEAM	GP	SHA
RENE CORBET	QUEBEC	2	1

SHORTHAND POINTS


PLAYER	TEAM	GP	SNP
RENE CORBET	QUEBEC	2	1

GAME-WINNING GOALS

PLAYER	TEAM	GP	GW
SERGEI GONCHAR	WASHINGTON	7	1

PLUS/MINUS


PLAYER	TEAM	GP	+/-
SERGEI GONCHAR	WASHINGTON	7	8
DENIS CHASSE	ST LOUIS	7	7
BRIAN ROLSTON	NEW JERSEY	6	6
IAN LAPERRIERE	ST LOUIS	7	3
PETER FORSBERG	QUEBEC	6	2
RENE CORBET	QUEBEC	2	1
KEN KLEE	WASHINGTON	7	1
SERGEI BRYLIN	NEW JERSEY	12	1



Brian Rolston: plus six in six games

RECORD OF GOALTENDERS

GOALTENDER	GP	MIN	AVG	W	L	EN	SO	GA	SA	SPCT
CHRIS TERRERI	1	8	.00	0	0	0	0	0	2	1.000
MARTIN BRODEUR	20	1222	1.67	16	4	0	3	34	463	.927
NEW JERSEY TOTALS	20	1232	1.66	16	4	0	3	34	465	.927
ED BELFOUR	16	1014	2.19	9	7	1	1	37	479	.923
JEFF HACKETT	2	26	2.31	0	0	0	0	1	11	.909
CHICAGO TOTALS	16	1044	2.24	9	7	1	1	39	491	.921
CHRIS OSGOOD	2	68	1.76	0	0	0	0	2	25	.920
MIKE VERNON	18	1063	2.31	12	6	1	1	41	370	.889
DETROIT TOTALS	18	1133	2.33	12	6	1	1	44	396	.889
CRAIG BILLINGTON	1	25	2.40	0	0	0	0	1	10	.900
*BLAINE LACHER	5	283	2.54	1	4	1	0	12	125	.904
BOSTON TOTALS	5	309	2.72	1	4	1	0	14	136	.897
DOMINIC RUSSEL	1	23	0.00	0	0	0	0	0	8	1.000
RON HEXTALL	15	897	2.81	10	5	1	0	42	437	.904
PHILADELPHIA TOTALS	15	922	2.80	10	5	1	0	43	446	.904
FELIX POTVIN	7	424	2.83	3	4	2	1	20	253	.921
TORONTO TOTALS	7	430	3.07	3	4	2	1	22	255	.914
KIRK McLEAN	11	660	3.27	4	7	0	0	36	336	.893
KAY WHITMORE	1	20	6.00	0	0	0	0	2	18	.889
VANCOUVER TOTALS	11	683	3.34	4	7	0	0	38	354	.893
DARCY WAKALUK	1	20	3.00	0	0	0	0	1	9	.889
ANDY MOOG	5	277	3.47	1	4	0	0	16	169	.905
DALLAS TOTALS	5	300	3.40	1	4	0	0	17	178	.904
RICK TABARACCI	1	19	0.00	0	0	0	0	0	9	1.000
TREVOR KIDD	7	434	3.59	3	4	0	1	26	181	.856
CALGARY TOTALS	7	454	3.44	3	4	0	1	26	190	.863
KEN WREGGET	11	661	3.00	5	6	2	1	33	349	.905
TOM BARRASSO	2	80	6.00	0	1	0	0	8	41	.805
PITTSBURGH TOTALS	12	743	3.47	5	7	2	1	43	392	.890
DOMINIK HASEK	5	309	3.50	1	4	0	0	18	131	.863
BUFFALO TOTALS	5	310	3.48	1	4	0	0	18	131	.863
GLENN HEALY	5	230	3.39	2	1	0	0	13	93	.860
MIKE RICHTER	7	384	3.59	2	5	1	0	23	189	.878
NY RANGERS TOTALS	10	616	3.60	4	6	1	0	37	283	.869
CURTIS JOSEPH	7	392	3.67	3	3	1	0	24	178	.865
JON CASEY	2	30	4.00	0	1	0	0	2	10	.800
ST LOUIS TOTALS	7	422	3.84	3	4	1	0	27	189	.857
JOCELYN THIBAUT	3	148	3.24	1	2	0	0	8	76	.895
STEPHANE FISET	4	209	4.59	1	2	0	0	16	115	.861
*GARTH SNOW	1	9	6.67	0	0	0	0	1	3	.667
QUEBEC TOTALS	6	368	4.08	2	4	0	0	25	194	.871
*OLAF KOLZIG	2	44	1.36	1	0	0	0	1	21	.952
*BYRON DAFDE	1	20	3.00	0	0	0	0	1	3	.667
*JIM CAREY	7	358	4.19	2	4	2	0	25	151	.834
WASHINGTON TOTALS	7	425	4.09	3	4	2	0	29	177	.836
WADE FLAHERTY	7	377	4.93	2	3	0	0	31	221	.860
ARTURS IRBE	6	316	5.13	2	4	1	0	27	184	.853
SAN JOSE TOTALS	11	694	5.10	4	7	1	0	59	406	.855



Mike Vernon: 12 wins with 2.31 average and .889 save percentage

GOALTENDING LEADERS (Minimum 5 Games)


WINS					
GOALTENDER	TEAM	GP	MIN	W	L
MARTIN BRODEUR	NEW JERSEY	20	1222	16	4
MIKE VERNON	DETROIT	18	1063	12	6
RON HEXTALL	PHILADELPHIA	15	897	10	5
ED BELFOUR	CHICAGO	16	1014	9	7
KEN WREGGET	PITTSBURGH	11	661	5	6
KIRK McLEAN	VANCOUVER	11	660	4	7
CURTIS JOSEPH	ST LOUIS	7	392	3	4
FELIX POTVIN	TORONTO	7	424	3	4
TREVOR KIDD	CALGARY	7	434	3	4

SHUTOUTS					
GOALTENDER	TEAM	GP	MIN	SO	W
MARTIN BRODEUR	NEW JERSEY	20	1222	3	16
FELIX POTVIN	TORONTO	7	424	1	3
TREVOR KIDD	CALGARY	7	434	1	3
KEN WREGGET	PITTSBURGH	11	661	1	5
ED BELFOUR	CHICAGO	16	1014	1	9
MIKE VERNON	DETROIT	18	1063	1	12

GOALS-AGAINST AVERAGE					
GOALTENDER	TEAM	GP	MIN	GA	AVG
MARTIN BRODEUR	NEW JERSEY	20	1222	34	1.67
ED BELFOUR	CHICAGO	16	1014	37	2.19
MIKE VERNON	DETROIT	18	1063	41	2.31
*BLAINE LACHER	BOSTON	5	283	12	2.54
RON HEXTALL	PHILADELPHIA	15	897	42	2.81
FELIX POTVIN	TORONTO	7	424	20	2.83
KEN WREGGET	PITTSBURGH	11	661	33	3.00
KIRK McLEAN	VANCOUVER	11	660	36	3.27
GLENN HEALY	NY RANGERS	5	230	13	3.39
ANDY MOOG	DALLAS	5	277	16	3.47
DOMINIK HASEK	BUFFALO	5	309	18	3.50
TREVOR KIDD	CALGARY	7	434	26	3.59
MIKE RICHTER	NY RANGERS	7	384	23	3.59

SAVE PERCENTAGE					
GOALTENDER	TEAM	GP	MIN	GA	SA
MARTIN BRODEUR	NEW JERSEY	20	1222	34	463
ED BELFOUR	CHICAGO	16	1014	37	479
FELIX POTVIN	TORONTO	7	424	20	253
KEN WREGGET	PITTSBURGH	11	661	33	349
ANDY MOOG	DALLAS	5	277	16	169
RON HEXTALL	PHILADELPHIA	15	897	42	437
*BLAINE LACHER	BOSTON	5	283	12	125
KIRK McLEAN	VANCOUVER	11	660	36	336
MIKE VERNON	DETROIT	18	1063	41	370
MIKE RICHTER	NY RANGERS	7	384	23	189

Won-lost record is based upon which goaltender was playing when the winning goal was scored. Empty-net goals are not counted in personal averages but are included in team total and the shot(s) is included in the goaltender's shots-against (SA) total.



Martin Brodeur: 16 wins with 1.67 average and .927 save percentage

TEAM PLAYOFF SCORING STATISTICS



QUEBEC NORDIQUES

P	PLAYER	GP	G	A	PTS	+/	PIM	PP	SH	GW	OT	\$	PCT
R	SCOTT YOUNG	6	3	3	6	3	2	0	1	0	0	12	25.0
C	BOB BASSEN	5	2	4	6	2	0	0	0	0	0	10	20.0
C	*PETER FORSBERG	6	2	4	6	2	4	1	0	0	0	13	15.4
C	JOE SAKIC	6	4	1	5	4	0	1	1	1	0	15	26.7
R	OWEN NOLAN	6	2	3	5	2	6	0	0	0	0	12	16.7
C	MIKE RICCI	6	1	3	4	4	8	0	0	0	0	9	11.1
L	WENDEL CLARK	6	1	2	3	6	6	0	0	0	0	18	5.6
D	CRAIG WOLANIN	6	1	1	2	5	4	0	0	0	0	8	12.5
L	CHRIS SIMON	6	1	1	2	1	19	0	0	1	0	9	11.1
D	UWE KRUPP	5	0	2	2	2	2	0	0	0	0	13	0
D	SYLVAIN LEFEBVRE	6	0	2	2	5	2	0	0	0	0	7	0
L	VALERI KAMENSKY	2	1	0	1	0	0	0	0	0	0	2	50.0
D	*JANNE LAUKKANEN	6	1	0	1	2	2	0	0	0	0	11	9.1
D	*RENE CORBET	2	0	1	1	0	0	0	0	0	0	0	0
D	CURTIS LESCHYSHYN	3	0	1	1	1	4	0	0	0	0	3	0
D	STEVEN FINN	4	0	1	1	4	2	0	0	0	0	2	0
D	ADAM FOOTE	6	0	1	1	3	14	0	0	0	0	6	0
R	ANDREI KOVALENKO	6	0	1	1	3	2	0	0	0	0	6	0
R	*ADAM DEADMARSH	6	0	1	1	3	0	0	0	0	0	6	0
L	BILL HUARD	1	0	0	0	1	0	0	0	0	0	0	0
G	*GARTH SNOW	1	0	0	0	0	0	0	0	0	0	0	0
R	PAUL MACDERMID	3	0	0	0	0	2	0	0	0	0	1	0
G	JOCELYN THIBAUT	3	0	0	0	0	0	0	0	0	0	0	0
G	STEPHANE Fiset	4	0	0	0	0	0	0	0	0	0	0	0
C	CLAUDE LAPOINTE	5	0	0	0	1	8	0	0	0	0	0	0

GOALTENDER	GP	MIN	AVG	W	L	EN	SO	GA	SA	SPCT
JOCELYN THIBAUT	3	148	3.24	1	2	0	0	8	76	89.5
STEPHANE Fiset	4	209	4.59	1	2	0	0	16	115	86.1
*GARTH SNOW	1	9	6.67	0	0	0	0	1	3	66.7
TOTALS	6	368	4.08	2	4	0	0	25	194	.871



BUFFALO SABRES

P	PLAYER	GP	G	A	PTS	+/	PIM	PP	SH	GW	OT	\$	PCT
R	ALEXANDER MOGILNY	5	3	2	5	6	2	0	0	0	0	18	16.7
R	WAYNE PRESLEY	5	3	1	4	3	8	0	1	1	0	14	21.4
C	PAT LaFONTE	5	2	2	4	2	2	1	0	0	0	11	18.2
D	DOUG BODGER	5	0	4	4	1	0	0	0	0	0	12	0
C	*BRIAN HOLZINGER	4	2	1	3	3	2	1	0	0	0	6	33.3
L	JASON DAWE	5	2	1	3	2	6	0	0	0	0	10	20.0
D	GARRY GALLEY	5	0	3	3	3	4	0	0	0	0	12	0
R	DONALD AUDETTE	5	1	1	2	2	4	1	0	0	0	12	8.3
C	DAVE HANNAN	5	0	2	2	2	2	0	0	0	0	1	0
D	CRAIG MUNI	5	0	1	1	0	2	0	0	0	0	3	0
D	ALEXEI ZHITNIK	5	0	1	1	7	14	0	0	0	0	12	0
L	YURI KHAMYLEV	5	0	1	1	1	8	0	0	0	0	7	0
C	DALE HAWERCHUK	2	0	0	0	1	0	0	0	0	0	3	0
D	*MARK ASTLEY	2	0	0	0	2	0	0	0	0	0	0	0
D	CHARLIE HUDDY	3	0	0	0	1	0	0	0	0	0	5	0
L	BRAD MAY	4	0	0	0	0	2	0	0	0	0	4	0
G	DOMINIK HASEK	5	0	0	0	0	0	0	0	0	0	0	0
L	SCOTT PEARSON	5	0	0	0	1	4	0	0	0	0	9	0
C	BOB RAY	5	0	0	0	0	14	0	0	0	0	0	0
C	ROB SWEENEY	5	0	0	0	1	4	0	0	0	0	5	0
D	RICHARD SMEHLIK	5	0	0	0	1	2	0	0	0	0	3	0

GOALTENDER	GP	MIN	AVG	W	L	EN	SO	GA	SA	SPCT
DOMINIK HASEK	5	309	3.50	1	4	0	0	18	131	86.3
TOTALS	5	310	3.48	1	4	0	0	18	131	.863



WASHINGTON CAPITALS

P	PLAYER	GP	G	A	PTS	+/	PIM	PP	SH	GW	OT	\$	PCT
R	PETER BONDRA	7	5	3	8	0	10	2	0	1	0	23	21.7
C	DALE HUNTER	7	4	4	8	0	24	2	0	0	0	13	30.8
R	KEITH JONES	7	4	4	8	1	22	1	0	0	0	14	28.6
C	JOE JUNEAU	7	2	6	8	2	2	0	0	0	0	16	12.5
C	STEVE KONOWALCHUK	7	2	5	7	2	12	0	1	0	0	18	11.1
L	DIMITRI KRISTICH	7	1	4	5	4	0	0	0	0	0	13	7.7
C	MICHAEL PIVONKA	7	1	4	5	2	21	0	0	0	0	9	11.1
D	CALLE JOHANSSON	7	3	1	4	6	0	1	0	0	0	21	14.3
D	*SERGEI GONCHAR	7	2	2	4	8	2	0	0	1	0	15	13.3
D	SYLVAIN COTE	7	1	3	4	9	2	0	0	0	0	16	6.3
L	KELLY MILLER	7	0	3	3	2	4	0	0	0	0	5	0
C	MIKE EAGLES	7	0	2	2	1	4	0	0	0	0	6	0
D	JIM JOHNSON	7	0	2	2	3	8	0	0	0	0	9	0
R	ROB PEARSON	3	1	0	1	0	17	0	0	1	0	5	20.0
D	MARK TINORDI	1	0	0	0	2	2	0	0	0	0	2	0
G	*BYRON DAFOE	1	0	0	0	0	0	0	0	0	0	0	0
G	*OLAF KOLZIG	2	0	0	0	0	0	0	0	0	0	0	0
C	DAVE POULIN	2	0	0	0	1	0	0	0	0	0	3	0
D	IGOR ULANOV	2	0	0	0	0	4	0	0	0	0	1	0
C	*KEVIN KAMINSKI	5	0	0	0	1	36	0	0	0	0	1	0
L	CRAIG BERUBE	7	0	0	0	3	29	0	0	0	0	4	0
D	JOE REEKE	7	0	0	0	4	2	0	0	0	0	3	0
*	KEN KLEE	7	0	0	0	1	4	0	0	0	0	10	0
G	*JIM CAREY	7	0	0	0	0	4	0	0	0	0	0	0

GOALTENDER	GP	MIN	AVG	W	L	EN	SO	GA	SA	SPCT
*OLAF KOLZIG	2	44	1.36	1	0	0	0	1	21	95.2
*BYRON DAFOE	1	20	3.00	0	0	0	0	1	3	66.7
*JIM CAREY	7	358	4.19	2	4	2	0	25	151	83.4
TOTALS	7	425	4.09	3	4	2	0	29	177	.836



BOSTON BRUINS

P	PLAYER	GP	G	A	PTS	+/	PIM	PP	SH	GW	OT	\$	PCT
D	RAY BOURQUE	5	0	3	3	5	0	0	0	0	0	15	0
R	CAM NEELY	5	2	0	2	4	2	1	0	1	0	13	15.4
L	MATS NISLUND	5	1	0	1	3	0	0	0	0	0	7	14.3
C	ADAM OATES	5	1	0	1	6	2	1	0	0	0	7	14.3
R	*MARIUSZ CZERKASKI	5	1	0	1	0	0	0	0	0	0	11	9.1
D	DAVID SHAW	5	0	1	1	2	4	0	0	0	0	9	0
C	BRYAN SMOLINSKI	5	0	1	1	2	4	0	0	0	0	12	0
G	CRAIG BILLINGTON	1	0	0	0	0	0	0	0	0	0	0	0
R	GLEN MURRAY	5	0	0	0	1	2	0	0	0	0	2	0
C	GUY LAROSE	4	0	0	0	0	0	0	0	0	0	4	0
*	*FRED KNIPSCHIE	4	0	0	0	0	0	0	0	0	0	5	0
L	BRENT HUGHES	5	0	0	0	2	4	0	0	0	0	7	0
D	JAMIE HUSCROFT	5	0	0	0	0	11	0	0	0	0	0	0
D	ALEXEI KASTANOV	5	0	0	0	0	2	0	0	0	0	3	0
L	DAVE REID	5	0	0	0	1	0	0	0	0	0	2	0
D	DON SWEENEY	5	0	0	0	4	4	0	0	0	0	8	0
C	TED DONATO	5	0	0	0	0	4	0	0	0	0	5	0
R	STEVE HEINZE	5	0	0	0	0	0	0	0	0	0	10	0
D	*JON ROHLF	5	0	0	0	1	6	0	0	0	0	3	0
R	JOZEF STUMPEL	5	0	0	0	1	0	0	0	0	0	8	0
G	*BLAINE LACHER	5	0	0	0	0	0	0	0	0	0	0	0

GOALTENDER	GP	MIN	AVG	W	L	EN	SO	GA	SA	SPCT
CRAIG BILLINGTON	1	25	2.40	0	0	0	0	1	10	90.0
*BLAINE LACHER	5	283	2.54	1	4	1	0	12	125	90.4
TOTALS	5	309	2.72	1	4	1	0	14	136	.897

TEAM PLAYOFF SCORING STATISTICS



DALLAS STARS

P	PLAYER	GP	G	A	PTS	+/-	PIM	PP	SH	GW	OT	S	PCT
D	KEVIN HATCHER	5	2	1	3	4	2	1	0	1	0	18	11.1
R	PAUL BROFEN	5	1	2	3	2	2	0	0	0	0	6	16.7
C	DEAN EVASON	5	1	2	3	1	12	0	1	0	0	7	14.3
L	GREG ADAMS	5	2	0	2	1	0	0	0	0	0	14	14.3
C	DAVE GAGNER	5	1	1	2	0	4	1	0	0	0	10	10.0
D	PAUL CAVALLINI	5	0	2	2	2	6	0	0	0	0	8	0
D	RICHARD MATVICHUK	5	0	2	2	3	4	0	0	0	0	6	0
C	PETER ZEEL	3	1	0	1	0	0	0	0	0	0	3	33.3
C	COREY MILLEN	5	1	0	1	1	2	0	0	0	0	2	50.0
R	TRENT KLATT	5	1	0	1	0	0	1	0	0	0	4	25.0
D	CRAIG LUOWIG	4	0	1	1	5	2	0	0	0	0	2	0
L	MIKE DONNELLY	5	0	1	1	0	6	0	0	0	0	6	0
C	BRENT GILCHRIST	5	0	1	1	1	2	0	0	0	0	7	0
G	DARCY WAKALUK	1	0	0	0	0	0	0	0	0	0	0	0
R	ZAC BOYER	2	0	0	0	0	0	0	0	0	0	1	0
D	MIKE LALOR	3	0	0	0	2	2	0	0	0	0	1	0
D	GRANT LEDYARD	3	0	0	0	2	2	0	0	0	0	4	0
R	SHANE CHURLA	5	0	0	0	1	20	0	0	0	0	2	0
G	ANDY MOOG	5	0	0	0	0	2	0	0	0	0	0	0
D	DOUG ZMOLEK	5	0	0	0	2	10	0	0	0	0	3	0
L	MIKE KENNEDY	5	0	0	0	1	9	0	0	0	0	3	0
C	TODD HARVEY	5	0	0	0	1	8	0	0	0	0	7	0
GOALTENDER		GP	MIN	AVG	W	L	EN	SO	GA	SA	SPCT		
	DARCY WAKALUK	1	20	3.00	0	0	0	0	1	9	889		
	ANDY MOOG	5	277	3.47	1	4	0	0	16	169	905		
TOTALS		5	300	3.40	1	4	0	0	17	178	.904		



CALGARY FLAMES

P	PLAYER	GP	G	A	PTS	+/-	PIM	PP	SH	GW	OT	S	PCT
R	THEOREN FLEURY	7	7	7	14	8	2	2	1	0	0	40	17.5
D	PHIL HOUSLEY	7	0	9	9	5	0	0	0	0	0	22	0
C	GERMAN TITOV	7	5	3	8	1	10	0	1	0	0	14	35.7
C	MIKE SULLIVAN	7	3	5	6	5	2	0	1	1	0	12	25.0
C	JOE MIKUSEWYCH	5	4	3	7	0	0	2	0	1	0	21	19.0
L	PAUL KRUZE	7	4	2	6	2	10	0	1	0	0	18	22.2
C	ROBERT REICHEL	7	2	4	6	1	4	0	1	0	0	20	10.0
C	MICHAEL NYLANDER	6	0	6	6	3	2	0	0	0	0	13	0
C	KELLY KISIO	7	3	2	5	0	19	1	0	0	0	11	27.3
R	SHELDON KENNEDY	7	3	1	4	3	16	0	1	0	0	19	15.8
R	RONNIE STERN	7	3	1	4	4	8	1	1	0	0	19	15.8
D	ZARLEY ZALAPSKI	7	0	4	4	7	4	0	0	0	0	7	0
D	STEVE CHIASSON	7	1	2	3	9	9	1	0	0	0	16	6.3
C	JOEL OTTO	7	0	3	3	2	2	0	0	0	0	12	0
D	FRANK MUSIL	5	0	1	1	0	0	0	0	0	0	3	0
D	JAMES PATRICK	5	0	1	1	2	0	0	0	0	0	4	0
R	SANDY MCCARTHY	6	0	1	1	2	17	0	0	0	0	0	0
D	DAN KECZMER	7	0	1	1	0	2	0	0	0	0	6	0
G	RICK TABARACCI	1	0	0	0	0	0	0	0	0	0	0	0
C	WESWALZ	1	0	0	0	0	0	0	0	0	0	1	0
C	TODD HULSHOOK	1	0	0	0	0	2	0	0	0	0	0	0
D	TRENT WAYNE	2	0	0	0	4	2	0	0	0	0	1	0
D	KEVIN DAHL	3	0	0	0	1	0	0	0	0	0	0	0
G	TREVOR KIDD	7	0	0	0	0	0	0	0	0	0	0	0
GOALTENDER		GP	MIN	AVG	W	L	EN	SO	GA	SA	SPCT		
	RICK TABARACCI	1	19	.00	0	0	0	0	0	9	1.000		
	TREVOR KIDD	7	434	3.59	3	4	0	1	26	181	.856		
TOTALS		7	454	3.44	3	4	0	1	26	190	.853		



ST. LOUIS BLUES

P	PLAYER	GP	G	A	PTS	+/-	PIM	PP	SH	GW	OT	S	PCT
L	BRENDAN SHANAHAN	5	4	5	9	2	14	1	0	1	0	23	17.4
R	BRETT HULL	7	6	2	8	0	0	2	0	0	0	34	17.6
R	DENIS CHASKE	7	1	7	8	7	23	0	0	0	0	10	10.0
C	TODD ELI	7	4	3	7	1	2	1	0	0	0	20	20.0
D	AL MACINNIS	7	1	5	6	3	10	0	0	0	0	22	4.5
L	ESA TIKKANEN	7	2	2	4	1	20	0	1	0	0	19	10.5
D	STEVE DUCHESNE	7	0	4	4	0	2	0	0	0	0	22	0
C	IAN LAPERRIERE	7	0	4	4	3	21	0	0	0	0	10	0
L	BASIL MCBRAE	7	2	1	3	4	4	0	0	0	0	6	33.3
C	GUY CARBONNEAU	7	1	2	3	3	6	0	0	0	0	6	16.7
L	GREG GILBERT	7	0	3	3	0	6	0	0	0	0	9	0
C	ADAM CREIGHTON	7	2	0	2	1	16	1	0	1	0	17	11.8
D	BILL HOULDER	4	1	1	2	6	0	0	0	0	0	10	10.0
R	GLENN ANDERSON	6	1	1	2	0	49	0	0	0	0	3	33.3
D	MURRAY BARON	7	1	1	2	2	2	0	0	0	0	9	11.1
D	JEFF NORTON	7	1	1	2	1	11	0	0	0	0	13	7.7
G	CURTIS JOSEPH	7	0	1	1	0	0	0	0	0	0	0	0
L	TONY TWIST	1	0	0	0	0	6	0	0	0	0	1	0
L	CRAIG JOHNSON	1	0	0	0	0	2	0	0	0	0	0	0
G	JON CASEY	2	0	0	0	0	0	0	0	0	0	0	0
L	VITALI KARAMNOV	2	0	0	0	0	2	0	0	0	0	1	0
D	DONALD DUFRESNE	3	0	0	0	1	4	0	0	0	0	2	0
D	RICK ZOMBO	3	0	0	0	1	2	0	0	0	0	2	0
D	DOUG LIDSTER	4	0	0	0	6	2	0	0	0	0	1	0
L	DAVID ROBERTS	6	0	0	0	5	4	0	0	0	0	11	0
GOALTENDER		GP	MIN	AVG	W	L	EN	SO	GA	SA	SPCT		
	CURTIS JOSEPH	7	392	3.67	3	3	1	0	24	178	.865		
	JON CASEY	2	30	4.00	0	1	0	0	2	10	.800		
TOTALS		7	422	3.84	3	4	1	0	27	189	.857		



TORONTO MAPLE LEAFS

P	PLAYER	GP	G	A	PTS	+/-	PIM	PP	SH	GW	OT	S	PCT
C	MATS SUNDIN	7	5	4	9	2	4	2	0	1	0	27	18.5
C	DOUG GILMOUR	7	0	6	6	2	6	0	0	0	0	8	0
L	DAVE ANDREYCHUK	7	3	2	5	3	25	2	0	0	0	19	15.8
C	MIKE RIDLEY	7	3	1	4	3	2	1	0	1	0	11	27.3
R	MIKE GARTNER	5	2	2	4	4	2	0	0	0	0	20	20.0
D	DIMITRI MIRONOV	6	2	1	3	1	2	1	0	0	0	11	18.2
D	JAMIE MACOUN	7	1	2	3	0	8	0	0	0	0	15	6.7
D	TODD GILL	7	0	3	3	4	6	0	0	0	0	16	0
L	RANDY WOOD	7	2	0	2	2	6	1	0	1	1	14	14.3
C	PAUL DIPIETRO	7	1	1	2	3	0	0	0	0	0	9	11.1
D	DAVE ELLETT	7	0	2	2	5	0	0	0	0	0	18	0
R	TIE DOMI	7	1	0	1	2	0	0	0	0	0	7	14.3
R	MIKE CRAIG	2	0	1	1	0	2	0	0	0	0	7	0
L	BILL BERG	7	0	1	1	3	4	0	0	0	0	6	0
L	WARREN RYCHEL	3	0	0	0	2	0	0	0	0	0	2	0
D	GRANT JENNINGS	4	0	0	0	3	0	0	0	0	0	4	0
R	RICH SUTTER	4	0	0	0	3	2	0	0	0	0	0	0
C	KENNY JONSSON	4	0	0	0	2	0	0	0	0	0	3	0
C	BENOIT HOGUE	7	0	0	0	4	6	0	0	0	0	6	0
D	GARTH BUTCHER	7	0	0	0	0	8	0	0	0	0	6	0
L	KENT MANTOVILLE	7	0	0	0	3	6	0	0	0	0	6	0
G	FELIX POTVIN	7	0	0	0	0	0	0	0	0	0	0	0
GOALTENDER		GP	MIN	AVG	W	L	EN	SO	GA	SA	SPCT		
	FELIX POTVIN	7	424	2.83	3	4	2	1	20	253	.921		
TOTALS		7	430	3.07	3	4	2	1	22	255	.914		

TEAM PLAYOFF SCORING STATISTICS



NEW YORK RANGERS

P	PLAYER	GP	G	A	PTS	+/−	PIM	PP	SH	GW	OT	S	PCT
D	BRIAN LEETCH	10	6	8	14	1	8	3	0	1	0	46	13.0
C	MARK MESSIER	10	3	10	13	11	8	2	0	1	0	26	11.5
R	ALEXEI KOVALEV	10	4	7	11	2	10	0	0	0	0	23	17.4
D	SERGEI ZUBOV	10	3	8	11	9	2	1	0	0	0	34	8.8
R	PAT VERBEKE	10	4	6	10	8	20	3	0	0	0	29	13.8
C	SERGEI NEMCHINOV	10	4	5	9	6	2	0	0	1	0	16	25.0
C	ADAM GRAVES	10	4	4	8	13	8	2	0	0	0	38	10.5
C	PETR NEDVED	10	3	2	5	4	6	2	0	0	0	28	10.7
R	STEVE LARIMER	10	2	2	4	5	6	0	1	1	1	14	14.3
L	NICK KYPRIOS	10	0	2	2	3	6	0	0	0	0	9	0
L	MARK OSBORNE	7	1	0	1	1	2	0	0	0	0	2	50.0
G	A. KARPOVITSEV	8	1	0	1	1	0	0	0	0	0	8	12.5
L	STEPHANE MATEAU	9	0	1	1	1	10	0	0	0	0	9	0
D	KEVIN LOWE	10	0	1	1	5	12	0	0	0	0	7	0
L	TROY LONEY	1	0	0	0	0	0	0	0	0	0	0	0
D	MATTIAS NORSTROM	3	0	0	0	1	0	0	0	0	0	1	0
G	GLENN HEALY	5	0	0	0	0	0	0	0	0	0	0	0
R	BRIAN NOONAN	5	0	0	0	0	8	0	0	0	0	5	0
G	MIKE RICHTER	7	0	0	0	0	0	0	0	0	0	0	0
C	NATHAN LAFLAYETTE	8	0	0	0	1	2	0	0	0	0	1	0
D	JEFF BEUBEKBOOM	9	0	0	0	1	10	0	0	0	0	11	0
R	JOEY KOCUR	10	0	0	0	0	8	0	0	0	0	1	0
D	JAY WELLS	10	0	0	0	4	8	0	0	0	0	5	0

GOALTENDER	GP	MIN	AVG	W	L	EN	SO	GA	SA	SPCT
GLENN HEALY	5	230	3.39	2	1	0	0	13	93	.860
MIKE RICHTER	7	384	3.59	2	5	1	0	23	189	.878

TOTALS	10	616	3.60	4	6	1	0	37	283	.869
---------------	-----------	------------	-------------	----------	----------	----------	----------	-----------	------------	-------------



PITTSBURGH PENGUINS

P	PLAYER	GP	G	A	PTS	+/−	PIM	PP	SH	GW	OT	S	PCT
C	RON FRANCIS	12	6	13	19	3	4	2	0	0	0	30	20.0
R	JAROMIR JAGR	12	10	5	15	3	6	2	1	1	0	55	18.2
D	LARRY MURPHY	12	2	13	15	3	0	1	0	0	0	35	5.7
L	LUC ROBITAILLE	12	7	4	11	5	26	0	0	2	1	33	21.2
L	KEVIN STEVENS	12	4	7	11	5	21	3	0	1	0	32	12.5
R	TOMAS SANDSTROM	12	3	3	6	5	16	2	0	0	0	22	13.6
D	NORM MACIVER	12	1	4	5	4	8	0	0	1	0	16	6.3
C	TROY MURRAY	12	2	1	3	1	12	0	0	0	0	14	14.3
R	JOE MULLEN	12	0	3	3	5	4	0	0	0	0	12	0
D	CHRIS JOSEPH	10	1	1	2	4	12	0	0	0	0	13	7.7
D	ULF SAMUELSSON	7	0	2	2	2	8	0	0	0	0	5	0
C	JOHN CULLEN	9	0	2	2	4	8	0	0	0	0	7	0
C	SHAWN McEachern	11	0	2	2	2	8	0	0	0	0	12	0
D	FRANCOIS LEROUX	12	0	2	2	0	14	0	0	0	0	13	0
C	LEN BARRIE	4	1	0	1	6	8	1	0	0	0	2	50.0
D	KJELL SAMUELSSON	11	0	1	1	4	32	0	0	0	0	5	0
D	DRAKE BEREHOWSKY	1	0	0	0	1	0	0	0	0	0	0	0
G	TOM BARRASSO	2	0	0	0	0	2	0	0	0	0	0	0
C	RICHARD PARK	3	0	0	0	1	2	0	0	0	0	5	0
D	PETER TAGLIANETTI	4	0	0	0	3	2	0	0	0	0	3	0
D	CHRIS TAMER	4	0	0	0	4	18	0	0	0	0	0	0
L	JIM MCKENZIE	5	0	0	0	0	4	0	0	0	0	0	0
C	RUSTY FITZGERALD	5	0	0	0	1	4	0	0	0	0	0	0
D	IAN MORAN	8	0	0	0	0	0	0	0	0	0	1	0
C	MIKE HUDSON	11	0	0	0	3	6	0	0	0	0	2	0
G	KEN WREGGET	11	0	0	0	0	7	0	0	0	0	0	0

GOALTENDER	GP	MIN	AVG	W	L	EN	SO	GA	SA	SPCT
KEN WREGGET	11	661	3.00	5	6	2	1	33	349	.905
TOM BARRASSO	2	80	6.00	0	1	0	0	8	41	.805

TOTALS	12	743	3.47	5	7	2	1	43	392	.890
---------------	-----------	------------	-------------	----------	----------	----------	----------	-----------	------------	-------------



SAN JOSE SHARKS

P	PLAYER	GP	G	A	PTS	+/−	PIM	PP	SH	GW	OT	S	PCT
R	ULF DAHLÉN	11	5	4	9	13	0	3	0	1	1	19	26.3
C	IGOR LARIONOV	11	1	8	9	4	2	0	0	0	0	19	5.3
C	RAY WHITNEY	11	4	4	8	3	2	0	0	1	1	15	26.7
C	MIKE RATHJE	11	5	2	7	15	4	5	0	0	0	18	27.8
D	CRAIG JANNEY	11	3	4	7	13	4	0	0	1	0	17	17.6
R	SERGEI MAKAROV	11	3	3	6	3	4	0	0	0	0	8	37.5
L	JEFF FRIESE	11	1	5	6	9	4	0	0	0	0	21	4.8
D	SANDIS OZOLINS	11	3	2	5	13	6	1	0	0	0	15	20.0
D	TOM PEDERSON	10	0	5	5	14	8	0	0	0	0	14	0
R	PAT FALLON	11	3	1	4	6	0	0	0	0	0	24	12.5
C	JAMIE BAKER	11	2	2	4	7	12	0	0	1	0	20	10.0
D	JAYSON MORE	11	0	4	4	0	6	0	0	0	0	11	0
C	CHRIS TANCILL	11	1	1	2	7	8	0	0	0	0	16	6.3
R	JEFF ODGERS	11	1	1	2	0	23	0	0	0	0	5	20.0
D	JIM KYTE	11	0	2	2	1	14	0	0	0	0	8	0
R	SEAN DONOVAN	7	0	1	1	3	6	0	0	0	0	7	0
R	KEVIN MILLER	6	0	0	0	3	2	0	0	0	0	7	0
G	ARTURS IRBE	6	0	0	0	0	10	0	0	0	0	0	0
R	ANDREI NAZAROV	6	0	0	0	0	9	0	0	0	0	3	0
G	VLASTIMIL KROUPA	6	0	0	0	3	4	0	0	0	0	3	0
D	WADE FLAHERTY	7	0	0	0	0	0	0	0	0	0	0	0
D	SHAWN CROMIN	9	0	0	0	2	5	0	0	0	0	1	0

GOALTENDER	GP	MIN	AVG	W	L	EN	SO	GA	SA	SPCT
WADE FLAHERTY	7	377	4.93	2	3	0	0	31	221	.860
ARTURS IRBE	6	316	5.13	2	4	1	0	27	184	.853

TOTALS	11	694	5.10	4	7	1	0	59	406	.855
---------------	-----------	------------	-------------	----------	----------	----------	----------	-----------	------------	-------------



VANCOUVER CANUCKS

P	PLAYER	GP	G	A	PTS	+/−	PIM	PP	SH	GW	OT	S	PCT
L	PAVEL BURE	11	7	6	13	1	10	2	2	0	0	39	17.9
R	RUSS COURTNAI	11	4	8	12	1	21	0	2	1	0	27	14.8
C	CLIFF RONNING	11	3	5	8	5	2	1	0	2	1	20	15.0
D	JYRKI LUMME	11	2	6	8	0	8	1	0	0	0	23	8.7
C	TREVOR LINDEN	11	2	6	8	1	12	1	0	0	0	19	10.5
L	GEOFF COURTNAI	11	4	2	6	8	34	3	1	1	0	31	12.9
R	ROMAN OKSIUTA	10	2	3	5	0	0	1	0	0	0	9	22.2
L	SERGIO MOMESSO	11	3	1	4	5	16	1	0	0	0	11	27.3
D	DAVE BABYCH	11	2	2	4	8	14	1	0	0	0	16	12.5
D	JEFF BROWN	5	1	3	4	2	2	0	0	0	0	11	9.1
C	CHRISTIAN RUUTU	9	1	1	2	3	0	0	1	0	0	12	8.3
C	JOSEF BERANEK	11	0	1	2	7	12	0	0	0	0	21	4.8
D	BRET HEDICAN	11	1	2	2	5	6	0	0	0	0	6	6
D	ADRIAN ALCOIN	4	1	0	1	1	0	1	0	0	0	2	50.0
L	MARTIN GELINS	3	0	1	1	0	0	0	0	0	0	5	0
C	MIKE PECA	5	0	1	1	0	8	0	0	0	0	7	0
D	DANA MURZY	8	0	1	1	1	22	0	0	0	0	9	0
G	KIRK MCGLEAN	11	0	1	1	0	0	0	0	0	0	0	0
G	KAY WHITMORE	1	0	0	0	0	0	0	0	0	0	0	0
D	YEVGENY MISTENIKOV	1	0	0	0	0	2	0	0	0	0	0	0
L	GINO ODJACK	5	0	0	0	2	47	0	0	0	0	7	0
R	ALEK STOJANOV	5	0	0	0	0	2	0	0	0	0	1	0
D	MARK WOTTON	5	0	0	0	0	4	0	0	0	0	2	0
R	DANE JACKSON	6	0	0	0	2	10	0	0	0	0	2	0
R	TIM HUNTER	11	0	0	0	3	22	0	0	0	0	3	0
D	JASSEN CULLIMORE	11	0	0	0	4	12	0	0	0	0	9	0

GOALTENDER	GP	MIN	AVG	W	L	EN	SO	GA	SA	SPCT
KIRK MCGLEAN	11	660	3.27	4	7	0	0	36	336	.893
KAY WHITMORE	1	20	6.00	0	0	0	0	2	18	.889

TOTALS	11	663	3.34	4	7	0	0	38	354	.893
---------------	-----------	------------	-------------	----------	----------	----------	----------	-----------	------------	-------------

TEAM PLAYOFF SCORING STATISTICS



PHILADELPHIA FLYERS

P	PLAYER	GP	G	A	PTS	+/-	PIM	PP	SH	GW	OT	\$	PCT
C	ROD BRIND'AMOUR	15	6	9	15	5	8	2	1	1	0	28	21.4
C	ERIC LINOROS	12	4	11	15	7	18	0	0	1	1	28	14.3
L	MIKHAEL RENBERG	15	6	7	13	5	6	2	0	0	0	45	13.3
C	JOHN LACLAIR	15	5	7	12	7	4	1	0	1	0	37	13.5
R	KEVIN DINEEN	15	6	4	10	2	18	1	0	1	0	24	25.0
D	ERIC DESJARDINS	15	4	4	8	13	10	1	0	2	1	35	11.4
D	KEVIN HALLER	15	4	4	8	10	10	0	1	1	1	14	28.6
D	KARL DYKHUIS	15	4	4	8	2	14	2	0	2	1	17	23.5
C	ROB DIMAIO	15	2	4	6	3	4	0	1	1	0	8	25.0
C	ANATOLI SEMENOV	15	2	4	6	3	0	0	0	0	0	13	15.4
D	DIMITRI YUSHKEVICH	15	1	5	6	2	-12	0	0	0	0	25	4.0
C	CRAIG MACATECH	15	1	4	5	3	-20	0	0	0	0	13	7.7
R	BRENT FEDYK	9	2	2	4	2	8	0	0	0	0	9	22.2
C	SHJON POEIN	15	1	3	4	2	10	0	0	0	0	10	10.0
D	PETR SVOBODA	14	0	4	4	5	8	0	0	0	0	15	0
C	JIM MONTGOMERY	7	1	0	1	2	2	0	0	0	0	3	33.3
L	*PATRIK JUHLIN	13	1	0	1	1	-2	0	0	0	0	14	7.1
L	SHAWN ANTOSKI	13	0	1	1	1	10	0	0	0	0	3	0
G	RON HEXTALL	15	0	1	1	0	4	0	0	0	0	0	0
D	ROB ZETTLER	1	0	0	0	0	1	2	0	0	0	1	0
G	DOMINIC ROUSSEL	1	0	0	0	0	0	0	0	0	0	0	0
R	DAVE BROWN	3	0	0	0	0	0	0	0	0	0	2	0
L	GILBERT DINNIE	3	0	0	0	1	-4	0	0	0	0	2	0
D	*CHRIS THIERIN	15	0	0	0	2	-10	0	0	0	0	24	0

GOALTENDER	GP	MIN	AVG	W	L	EN	SO	GA	SA	SPCT
DOMINIC ROUSSEL	1	23	0.00	0	0	0	0	0	8	1.000
RON HEXTALL	15	897	2.81	10	5	1	0	42	437	.904
TOTALS	15	922	2.80	10	5	1	0	43	446	.904



CHICAGO BLACKHAWKS

P	PLAYER	GP	G	A	PTS	+/-	PIM	PP	SH	GW	OT	\$	PCT
C	DENIS SAVARD	16	7	11	18	12	10	3	0	0	0	39	17.9
R	JOE MURPHY	16	9	3	12	1	-29	3	0	3	1	69	13.0
C	BERNIE MCCOLLIS	16	1	11	12	0	8	1	0	0	0	28	3.6
D	CHRIS CHLIEUS	16	4	7	11	6	12	0	1	3	2	49	8.2
L	MURRAY CRAVEN	16	5	5	10	2	4	0	0	1	0	28	17.9
D	GARY SUTER	12	2	5	7	1	-10	1	0	0	0	43	4.7
R	TONY AMONTE	16	3	3	6	3	10	0	0	0	0	32	9.4
D	ERIC WEINRICH	16	1	5	6	8	4	0	0	0	0	14	7.1
L	PATRICK POULIN	16	4	1	5	1	8	1	0	0	0	30	13.3
R	DIRK GRAHAM	16	2	3	5	6	8	0	0	1	0	21	9.5
C	JEFF SHANTZ	16	3	1	4	0	2	0	0	0	0	16	18.8
D	GERALD DIDUCK	16	1	3	4	4	-22	0	0	0	0	21	4.8
C	JEREMY ROENICK	8	1	2	3	2	-16	0	0	0	0	13	7.7
C	BRENT SUTTER	16	1	2	3	1	4	0	0	0	0	23	4.3
D	CAM RUSSELL	16	0	3	3	4	8	0	0	0	0	5	0
R	JIM CUMMINS	14	1	1	2	3	4	0	0	1	0	8	12.5
D	KEITH CARNEY	4	0	1	1	0	0	0	0	0	0	1	0
D	STEVE SMITH	16	0	1	1	2	26	0	0	0	0	11	0
L	*ERIC DAZE	16	0	1	1	4	-4	0	0	0	0	16	0
G	JEFF HACKETT	2	0	0	0	0	0	0	0	0	0	0	0
R	*SERGEI KRIVOKRASOV	10	0	0	0	0	8	0	0	0	0	4	0
G	ED BELFOUR	16	0	0	0	0	6	0	0	0	0	0	0

GOALTENDER	GP	MIN	AVG	W	L	EN	SO	GA	SA	SPCT
ED BELFOUR	16	1014	2.19	9	7	1	1	37	479	.923
JEFF HACKETT	2	26	2.31	0	0	0	0	1	11	.909
TOTALS	16	1044	2.24	9	7	1	1	39	491	.921



DETROIT RED WINGS

P	PLAYER	GP	G	A	PTS	+/-	PIM	PP	SH	GW	OT	\$	PCT
C	SERGEI FEDOROV	17	7	17	24	13	6	3	0	0	0	53	13.2
D	PAUL COFFEY	18	6	12	18	4	10	2	1	0	0	74	8.1
C	VYACHESLAV KOZLOV	18	9	7	16	12	10	1	0	4	1	45	20.0
D	NICKLAS LIDSTROM	18	4	12	16	4	8	3	0	2	1	37	10.8
C	STEVE YZERMAN	15	4	8	12	2	-0	2	0	1	0	37	10.8
R	DOUG BROWN	18	4	8	12	14	2	0	1	1	0	27	14.8
R	DINO CICCARELLI	16	9	2	11	4	-22	6	0	2	0	49	18.4
L	KEITH PRIMEAU	17	4	5	9	2	-45	2	0	0	0	34	11.9
D	VYACHESLAV FETISOV	18	0	8	8	1	14	0	0	0	0	31	0
R	RAY SHEPPARD	17	4	3	7	6	-5	2	0	0	0	41	9.8
L	BOB ERREY	18	1	5	6	0	30	1	0	0	0	18	5.6
C	KRIS DRAPER	18	4	1	5	2	-12	0	1	1	0	22	18.2
R	DARREN MCCARTY	18	3	2	5	3	14	0	0	0	0	31	9.7
D	BOB ROUSE	18	0	3	3	2	8	0	0	0	0	16	0
D	V. KONSTANTINOV	18	1	1	2	6	22	0	0	1	1	25	4.0
L	SHAWN BURR	16	0	2	2	-2	-6	0	0	0	0	20	0
L	STU GRIMSON	11	1	0	1	0	26	0	0	0	0	3	33.3
R	MARTIN LAPOINTE	2	0	1	1	1	8	0	0	0	0	0	0
C	*TIM TAYLOR	6	0	1	1	4	-12	0	0	0	0	11	0
D	MIKE RAMSEY	15	0	1	1	2	-4	0	0	0	0	7	0
C	GREG JOHNSON	1	0	0	0	1	0	0	0	0	0	0	0
G	CHRIS OSGOOD	2	0	0	0	0	0	0	0	0	0	0	0
D	MARK HOWE	3	0	0	0	2	0	0	0	0	0	1	0
G	MIKE KRUSHELNYSKI	8	0	0	0	1	0	0	0	0	0	1	0
G	MIKE VERNON	18	0	0	0	0	0	0	0	0	0	0	0

GOALTENDER	GP	MIN	AVG	W	L	EN	SO	GA	SA	SPCT
CHRIS OSGOOD	2	68	1.76	0	0	0	0	2	25	.920
MIKE VERNON	18	1063	2.31	12	6	1	1	41	370	.889
TOTALS	18	1133	2.33	12	6	1	1	44	396	.889




NEW JERSEY DEVILS

P	PLAYER	GP	G	A	PTS	+/-	PIM	PP	SH	GW	OT	\$	PCT
C	STEPHANE RICHIE	19	6	15	21	9	2	3	1	2	0	55	10.9
C	NEAL BROTEN	20	7	12	19	13	6	1	0	4	1	47	14.9
R	JOHN MACLEAN	20	5	13	18	8	14	2	0	0	0	57	8.8
R	CLAUDE LEMIEUX	20	13	3	16	12	20	0	0	3	0	65	20.0
R	RANDY MCKAY	19	8	4	12	5	11	2	0	2	1	30	26.7
D	SCOTT MIEDERMAYER	20	4	7	11	11	10	2	0	1	0	53	7.5
R	BILL GUERIN	20	3	8	11	6	30	1	0	0	0	28	10.7
D	SHAWN CHAMBERS	20	4	5	9	2	2	2	0	0	0	36	11.1
L	BOBBY HOLIK	20	4	4	8	7	22	2	0	1	0	33	12.1
D	TOMMY ALBELIN	20	1	7	8	5	2	0	0	0	0	17	5.9
D	SCOTT STEVENS	20	1	7	8	10	24	0	0	1	0	54	1.9
D	BRUCE DRIVER	17	1	6	7	13	8	1	0	0	0	19	5.3
L	TOM CHORSKE	17	1	5	6	2	-4	0	0	0	0	21	4.8
L	BOB CARPENTER	17	1	4	5	1	-6	1	0	0	0	21	4.8
C	*BRIAN ROLSTON	6	2	1	3	6	4	1	0	0	0	12	16.7
C	JIM DOWD	11	2	1	3	3	8	0	0	1	0	12	16.7
C	*SERGEI BRYLIN	12	1	2	3	1	4	0	0	0	0	11	9.1
L	VALERI ZELEPUKIN	18	1	2	3	1	12	0	0	1	0	12	8.3
L	MIKE PELUSO	20	1	2	3	4	8	0	0	0	0	10	10.0
D	*KEVIN DEAN	3	0	2	2	0	0	0	0	0	0	4	0
D	KEN DANIELKO	20	1	0	1	9	22	0	0	0	0	11	9.1
G	MARTIN BRODEUR	20	0	0	1	0	6	0	0	0	0	0	0
R	DANTON COLE	1	0	0	0	1	-0	0	0	0	0	1	0
G	CHRIS TERRERI	1	0	0	0	0	0	0	0	0	0	0	0

GOALTENDER	GP	MIN	AVG	W	L	EN	SO	GA	SA	SPCT
CHRIS TERRERI	1	8	.00	0	0	0	0	0	2	1.000
MARTIN BRODEUR	20	1222	1.67	16	4	0	3	34	463	.927
TOTALS	20	1232	1.66	16	4	0	3	34	465	.927

It Won't Kill You To Wear One.



*Not wearing a condom could burn you for a lifetime.
In the heat of the moment always take care to protect you
and your partner by using a Trojan latex condom.*



Trust Trojan. Reduce The Risk.



Canadian Foundation
for AIDS Research

Confronting HIV/AIDS through awareness and research
Make a difference, make a donation. Call 1-800-563-CURE



Official locker room product.

©CNS 1995. Breathe Right strips have been shown to reduce nasal airflow resistance. Breathe Right is a registered trademark of CNS, Inc.

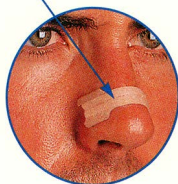
Petr Bondra
1995 NHL* leading scorer.

It's not the
foreign accent.

It's not how
the skates
are rockered.

It's not the
pre-game rituals.

It's not the
blowtorched
blade.




To score big, you gotta breathe big. So drug-free Breathe Right® strips hold nasal passages open to make breathing easier, instantly. At sporting goods stores everywhere.



Essential Gear™



1995 ENTRY DRAFT



1995 ENTRY DRAFT — FIRST-ROUND SELECTIONS

PICK	CLUB	PLAYER	P	HT	WT	PLACE OF BIRTH	LEAGUE & CLUB
1	OTTAWA	BRYAN BERARD	D	6-1	190	Woonsocket, RI	OHL Detroit
2	NY ISLANDERS	WADE REDDEN	D	6-1	193	Lloydminster, SK	WHL Brandon
3	LOS ANGELES	AKI-PETTERI BERG	D	6-3	196	Turku, FIN	FIN TPS Jr
4	ANAHEIM	CHAD KILGER	C	6-3	204	Cornwall, ON	OHL Kingston
5	TAMPA BAY	DAYMOND LANGKOW	C	5-10	170	Edmonton, AB	WHL Tri-City
6	EDMONTON	STEVE KELLY	C	6-1	188	Vancouver, BC	WHL Prince Albert
7	WINNIPEG	SHANE DOAN	RW	6-1	215	Eston, SK	WHL Kamloops
8	MONTREAL	TERRY RYAN	LW	6-1	207	St. John's, NF	WHL Tri-City
9	HFD/BOS	KYLE McLAREN	D	6-4	210	Humboldt, SK	WHL Tacoma
10	FLORIDA	RADEK DVORAK	W	6-2	185	Tabor, CSSR	CZE Ceske-Budejovice
11	DALLAS	JAROME IGINLA	C	6-1	193	Edmonton, AB	WHL Kamloops
12	SAN JOSE	TEEMU RIIHUAUJI	LW	6-6	202	Espoo, FIN	FIN Espoo Jr
13	NYR/HFD	J-SEBASTIEN GIGUERE	G	6-0	178	Montreal, PQ	QMJHL Halifax
14	VAN/BUF	JAY MCKEE	D	6-2	175	Kingston, ON	OHL Niagara Falls
15	TORONTO	JEFF WARE	D	6-4	214	Toronto, ON	OHL Oshawa
16	BUFFALO	MARTIN BIRON	G	6-1	154	Lac St-Charles, PQ	QMJHL Beausart
17	WASHINGTON	BRAO CHURCH	LW	6-1	210	Dauphin, MB	WHL PrinceAlbert
18	NEW JERSEY	PETR SYKORA	C	5-11	183	Pizen, CSSR	IHL Detroit
19	CHICAGO	DIMITRI NABOKOV	C	6-2	209	Novosibirsk, USSR	CIS Krylja Sovetov
20	CALGARY	DENIS GAUTHIER JR.	D	6-1	195	Montreal, PQ	QMJHL Drummondville
21	BOSTON	SEAN BROWN	D	6-2	196	Oshawa, ON	OHL Belleville
22	PHILADELPHIA	BRIAN BOUCHER	G	6-1	180	Woonsocket, RI	WHL Tri-City
23	STL/WSH	MIIKKA ELOMO	C	6-0	183	Turku, FIN	FIN Kiekko-67
24	PITTSBURGH	ALEXEI MOROZOV	W	6-1	174	Moscow, USSR	CIS Krylja Sovetov
25	COLORADO	MARC DENIS	G	6-0	188	Montreal, PQ	QMJHL Chicoutimi
26	DETROIT	MAXIM KUZNETSOV	D	6-5	198	Pavlodar, USSR	CIS Dynamo Moscow

Berard selected first overall by Senators; top three choices in Entry Draft are defencemen

Bryan Berard was the most popular player at the 1995 Entry Draft in Edmonton.

The top-rated prospect in the Draft, the 6-foot-1, 190-pound defenceman from the Detroit Junior Red Wings, was the first player selected overall by the Ottawa Senators.

"You can't pass on the upside of a Bryan Berard," said Senators general manager Randy Sexton. "We always complain about players not being complete. They're either skilled but too small, or big but not fast enough. Bryan has components in his game you just can't teach."

Several other teams realized that, too. In the days and hours leading up to the Draft, Sexton admitted he had received several interesting trade offers for his number one selection. Berard was that popular.

"I just want a chance to play in the NHL," said Berard, a native of Woonsocket, Rhode Island, and the third American to be selected first overall in the 33-year history of the Draft.

Mike Modano of the Dallas Stars was selected first overall in 1988 and Brian Lawton was taken first by the Minnesota North Stars in 1983.

Interestingly, Berard and Lawton, who played high-school hockey at the same school, are friends.

"I know this is the first step," said Berard, "but hopefully one day I'll get to step on the ice and play in the NHL. It's up to me to work hard and realize my potential."

For the first time, the National Hockey League used a Draft Drawing to determine the draft order for the 10 teams that missed the playoffs. In determining the order, the system is weighted to favour teams with the fewest points, but there are no guarantees.

Ottawa had the fewest number of points, followed by the New York Islanders, who did draft second. The Los Angeles Kings, who under the old system would have picked seventh, were vaulted into third spot by winning the Drawing.

With the second pick overall, the Islanders selected Brandon Wheat Kings defenceman Wade Redden, while the Kings followed by making defenceman Aki-Petteri Berg the highest selected Finnish player ever.

It was also the first time ever that the first three picks were all defencemen.

Selected fourth by the Mighty Ducks of Anaheim was Kingston centre Chad Kilger, while the Tampa Bay Lightning took Tri-City centre Daymond Langkow with the fifth pick and the Edmonton Oilers took Prince Albert centre Steve Kelly with the sixth.

In total, nine defencemen, four goaltenders and 13 forwards were selected in the first round. This year the Draft was reduced from 11 to nine rounds, with the age of eligibility raised to 19, although 18 year olds were allowed to opt in.

There were some interesting moments leading up to the Draft. Several players from the 1993 Draft were eligible for re-entry into the 1995 Draft if they weren't signed by midnight the night before. Two of the more prominent names in that group were defencemen Brendan Witt and centre Todd Bertuzzi. But just prior to the deadline, Witt came to terms with the Washington Capitals, while Bertuzzi signed with the Islanders.



1994-95 TRANSACTIONS

JANUARY 1995

- 30—**Rob Conn** traded to New Jersey by Chicago for **Dean Malkoc**.
- 31—**Iain Fraser** traded to Dallas by Quebec for a conditional choice in 1996 Entry Draft.

FEBRUARY 1995

- 2—**Mike Greenlay** traded to Philadelphia by Tampa Bay for **Scott LaGrand**.
- 2—**Todd Krygier** traded to Anaheim by Washington for Anaheim's fourth-round choice in 1996 Entry Draft.
- 4—**Glenn Anderson** signed by St. Louis as a free agent.
- 6—**Jimmy Waite** traded to Chicago by San Jose for a conditional choice in 1997 Entry Draft.
- 9—**Eric Desjardins**, **Gilbert Dionne** and **John LeClair** traded to Philadelphia by Montreal for **Mark Recchi** and Philadelphia's third-round choice (**Martin Hohenberger**) in 1995 Entry Draft.
- 9—**Bob Halkidis** claimed on waivers by Tampa Bay from Detroit.
- 10—**Paul Stanton** traded to NY Islanders by Boston for a conditional choice in 1995 Entry Draft (traded to Ottawa).
- 10—**Mark Lamb** traded to Montreal by Philadelphia for cash.
- 10—**Warren Rychel** traded to Washington by Los Angeles for **Randy Burridge**.
- 10—**Warren Rychel** traded to Toronto by Washington for Toronto's fourth-round choice in 1995 (**Sebastien Charpentier**) or 1997 Entry Draft (Washington's choice).
- 10—**Jim Montgomery** claimed on waivers by Philadelphia from Montreal.
- 14—**Alexei Zhitnik**, **Robb Stauber**, **Charlie Huddy** and Los Angeles's fifth-round choice (**Marian Menhart**) in 1995 Entry Draft traded to Buffalo by Los Angeles for **Philippe Boucher**, **Denis Tsygurov** and **Grant Fuhr**.
- 15—**Josef Beranek** traded to Vancouver by Philadelphia for **Shawn Antoski**.

16—**Bob Wilkie** and a possible conditional draft choice in 1997 Entry Draft traded to Chicago by Philadelphia for **Karl Dykhuis**.

16—**Wendell Young** traded to Pittsburgh by Tampa Bay for future considerations.

17—**Mike Donnelly** and Los Angeles's seventh-round choice in 1996 Entry Draft traded to Dallas by Los Angeles for Dallas's fourth-round choice in 1996 Entry Draft.

22—**Jim Cummins**, **Tom Tilley** and **Jeff Buchanan** traded to Chicago by Tampa Bay for **Paul Ysebaert** and **Rich Sutter**.

22—**Mats Naslund** signed by Boston.

27—**Corey Millen** traded to Dallas by New Jersey for **Neal Broten**.

27—**Bob Errey** traded to Detroit by San Jose for Detroit's fifth-round choice (**Michal Bros**) in 1995 Entry Draft.

MARCH 1995

3—**Brent Severyn** traded to NY Islanders by Florida for NY Islanders' fourth-round choice (**Dave Duerden**) in 1995 Entry Draft.

3—**Johan Garpenlov** traded to Florida by San Jose for a conditional choice in 1998 Entry Draft.

3—**Iain Fraser** claimed on waivers by Edmonton from Dallas.

6—**Jeff Norton** and a conditional choice in 1997 Entry Draft traded to St. Louis by San Jose for **Craig Janney** and cash.

7—**Len Esau** claimed on waivers by Calgary from Edmonton.

8—**Anatoli Semenov** traded to Philadelphia by Anaheim for **Milos Holan**.

9—**Dave Karpa** traded to Anaheim by Quebec for Anaheim's fourth-round choice in 1997 Entry Draft.

10—**Christian Ruutu** traded to Vancouver by Chicago for **Murray Craven**.

13—**Rich Sutter** traded to Toronto by Tampa Bay for future considerations.

13—**Brad Zavisha** and Edmonton's sixth-round choice (**Jamie Sokolsky**) in 1995 Entry Draft traded to Philadelphia by Edmonton for **Ryan McGill**.

14—**Alexander Semak** and **Ben Hankinson** traded to Tampa Bay by New Jersey for **Shawn Chambers** and **Danton Cole**.

23—**Pat Verbeek** traded to NY Rangers by Hartford for **Glen Featherstone**, **Michael Stewart** and NY Rangers' first-round choice (**Jean-Sebastien Giguere**) in 1995 Entry Draft and fourth-round choice in 1996 Entry Draft.

23—**Todd Elik** traded to St. Louis by San Jose for **Kevin Miller**.



Dmitri Mironov: traded to Pittsburgh after 17-point season with Toronto

- 23—**Adrien Plavsic** traded to Tampa Bay by Vancouver for Tampa Bay's fifth-round choice in 1997 Entry Draft.
- 23—**Ed Ward** traded to Calgary by Quebec for **Francois Groleau**.
- 23—**Daniel Lacroix** claimed on waivers by NY Rangers from Boston.
- 27—**Arto Blomsten** traded to Los Angeles by Winnipeg for Los Angeles's eighth-round choice (**Fredrik Loven**) in 1995 Entry Draft.
- 30—**Jim Kyte** signed by San Jose as a free agent.

APRIL 1995

- 3—**Viacheslav Fetisov** traded to Detroit by New Jersey for Detroit's third-round choice (**David Gosselin**) in 1995 Entry Draft.
- 4—**Stu Grimson**, **Mark Ferner** and **Anaheim's** sixth-round choice in 1996 Entry Draft traded to Detroit by Anaheim for **Mike Sillinger** and **Jason York**.
- 5—**Kirk Muller**, **Mathieu Schneider** and **Craig Darby** traded to NY Islanders by Montreal for **Pierre Turgeon** and **Vladimir Malakhov**.
- 6—**Denis Savard** traded to Chicago by Tampa Bay for Chicago's sixth-round choice in 1996 Entry Draft.
- 6—**Paul DiPietro** traded to Toronto by Montreal for a conditional fourth-round draft choice.
- 6—**Nikolai Borschevsky** traded to Calgary by Toronto for Calgary's sixth-round choice in 1996 Entry Draft.
- 6—**Benoit Hogue** and NY Islanders' third-round choice (**Ryan Pepperall**) in 1995 Entry Draft and fifth-round choice in 1996 Entry Draft traded to Toronto by NY Islanders for **Eric Fichaud**.

1994-95 TRADE DEADLINE

- 7—**Petr Svoboda** traded to Philadelphia by Buffalo for **Garry Galley**.
- 7—**Troy Murray** and **Norm Maciver** traded to Pittsburgh by Ottawa for **Martin Straka**.
- 7—**Gord Kruppke** traded to Detroit by Toronto for future considerations.
- 7—**Russ Courtnall** traded to Vancouver by Dallas for **Greg Adams**, **Dan Kesa** and

Vancouver's fifth-round choice in 1995 Entry Draft (traded to Los Angeles).

- 7—**Corey Hirsch** traded to Vancouver by NY Rangers for **Nathan LaFayette**.
- 7—**Gerald Diduck** traded to Chicago by Vancouver for **Bogdan Savenko** and Hartford's third-round choice (**Larry Courville**) in 1995 Entry Draft (previously acquired).
- 7—**Rick Tabaracci** traded to Calgary by Washington for a conditional fifth-round draft choice.
- 7—**Gaetan Duchesne** traded to Florida by San Jose for Florida's sixth-round choice (**Timo Hakanen**) in 1995 Entry Draft.
- 7—**Craig Billington** traded to Boston by Ottawa for NY Islanders' eighth-round choice (**Ray Schultz**) in 1995 Entry Draft (previously acquired).
- 7—**Bill Huard** traded to Quebec by Ottawa for **Mika Stromberg** and Quebec's fourth-round choice (**Kevin Boyd**) in 1995 Entry Draft.
- 7—**Daniel Laperriere** and St. Louis's ninth-round choice (**Erik Kasminski**) in 1995 Entry Draft traded to Ottawa by St. Louis for Ottawa's ninth-round choice (**Libor Zabransky**) in 1995 Entry Draft.
- 7—**Roman Oksiuta** traded to Vancouver by Edmonton for **Jiri Slegr**.
- 7—**Alan May** traded to Calgary by Dallas for Calgary's eighth-round choice (**Sergei Luchinkin**) in 1995 Entry Draft.
- 7—**Mike Eastwood** and Toronto's third-round choice (**Brad Isbister**) in 1995

Entry Draft traded to Winnipeg by Toronto for **Tie Domi**.


- 7—**Grant Jennings** traded to Toronto by Pittsburgh for **Drake Berchowsky**.
- 7—**Igor Ulanov** and **Mike Eagles** traded to Washington by Winnipeg for Washington's third- (traded to Dallas) and fifth- (**Brian Elder**) round choices in 1995 Entry Draft.
- 7—**Scott Pearson** traded to Buffalo by Edmonton for **Ken Sutton**.
- 7—**Greg Brown** traded to Winnipeg by Pittsburgh for a conditional eighth-round choice in 1996 Entry Draft.
- 7—**Ed Olczyk** traded to Winnipeg by NY Rangers for Winnipeg's fifth-round choice (**Alexei Vasiljev**) in 1995 Entry Draft.
- 7—**Troy Loney** claimed on waivers by NY Rangers from NY Islanders.
- 7—**Steve Konroyd** signed by Calgary as a free agent.

MAY 1995

- 31—The rights to **Jan Vopat** traded to Los Angeles by Hartford for Los Angeles's fourth-round choice (**Ian MacNeil**) in 1995 Entry Draft.

JUNE 1995

- 6—The rights to **Jeff Mitchell** traded to Dallas by Los Angeles for Vancouver's fifth-round choice (**Jason Morgan**) in 1995 Entry Draft (previously acquired).



Chris Pronger: traded to St. Louis after 14-point season with Hartford



Curtis Joseph: traded to Edmonton after six seasons with St. Louis

27—**Russ Romaniuk** traded to Philadelphia by Winnipeg for **Jeff Finley**.

30—**Brian Bellows** traded to Tampa Bay by Montreal for **Marc Bureau**.

JULY 1995

7—**Kjell Samuelsson** signed by Philadelphia as a free agent.

8—**Alexander Mogilny** and Buffalo's fifth-round choice (**Todd Norman**) in 1995 Entry Draft traded to Vancouver by Buffalo for **Mike Peca**, **Mike Wilson** and Vancouver's first-round choice (**Jay McKee**) in 1995 Entry Draft.

8—**Stephane Quintal** traded to Montreal by Winnipeg for Montreal's second-round choice (**Jason Doig**) in 1995 Entry Draft.

8—**Dimitri Khristich** and **Byron Dafoe** traded to Los Angeles by Washington for Los Angeles's first-round choice and Dallas's fourth-round choice (previously acquired) in 1996 Entry Draft.

8—**Dmitri Mironov** and Toronto's second-round choice in 1996 Entry Draft traded to Pittsburgh for **Larry Murphy**.

8—Washington's third-round choice (**Sergei Gusev**) in 1995 Entry Draft (previously acquired) traded to Dallas by Winnipeg for Dallas's second-round choice in 1996 Entry Draft.

8—**Jaroslav Modry** traded to Ottawa by New Jersey for Ottawa's fourth-round choice (**Alyn McCauley**) in 1995 Entry Draft.

8—St. Louis's sixth-round choice (**Denis Hamel**) in 1995 Entry Draft returned to St. Louis by Anaheim for St. Louis's sixth-round choice in 1996 Entry Draft.

8—**Rob Zettler** traded to Toronto by Philadelphia for Toronto's fifth-round choice in 1996 Entry Draft.

8—**Mike Ridley** traded to Vancouver by Toronto for **Sergio Momesso**.

8—**Dale Hawerchuk** signed by St. Louis as a free agent.

11—**Grant Fuhr** and **Brian Noonan** signed by St. Louis as free agents.

12—**Garth Snow** traded to Philadelphia by Colorado for Philadelphia's third- and sixth-round choices in 1996 Entry Draft.

12—**John Slaney** traded to Colorado by Washington for Philadelphia's third-round choice in 1996 Entry Draft (previously acquired).

13—**Andrei Trefilov** signed by Buffalo as a free agent.

14—**Geoff Courttnall** signed by St. Louis as a free agent.

15—**Mike Torchia** traded to Washington by Dallas for cash.

18—**Bob Bassen** signed by Dallas as a free agent.

18—**Jeff Daniels** signed by Hartford as a free agent.

19—**Ray Ferraro** signed by NY Rangers as a free agent.

20—**Dan Quinn** signed by Ottawa as a free agent.

20—**Joel Otto** signed by Philadelphia as a free agent.

27—**Chris Pronger** traded to St. Louis by Hartford for **Brendan Shanahan**.

27—**Alexei Kudashov**, **Ashley Buckberger** and **Len Esau** signed by Florida as free agents.

31—**Todd Elik** signed by Boston as a free agent.

31—**Jeff Bes** claimed by Hartford on waivers from Dallas.

31—**Jay Wells** traded to St. Louis by NY Rangers for **Doug Lidster**.

LATE ROSTER CHANGES

PLAYER	POSITION	DELETED FROM	ADD TO
BROWN, Dave	Forward	Philadelphia Flyers	San Jose Sharks
CORSON, Shayne	Forward	Edmonton Oilers	St. Louis Blues
OIOUCK, Gerald	Defenceman	Chicago Blackhawks	Hartford Whalers
DUCHESNE, Steve	Defenceman	St. Louis Blues	Ottawa Senators
FOSTER, Corey	Defenceman	—	Pittsburgh Penguins
HOULDER, Bill	Defenceman	—	Tampa Bay Lightning
JOSEPH, Curtis	Goalender	St. Louis Blues	Edmonton Oilers
MALGUNAS, Stewart	Defenceman	Philadelphia Flyers	Winnipeg Jets
McEACHERN, Shawn	Forward	Pittsburgh Penguins	Boston Bruins
MURRAY, Glen	Forward	Boston Bruins	Pittsburgh Penguins
MURRAY, Troy	Forward	—	Colorado Avalanche
PRESLEY, Wayne	Forward	Buffalo Sabres	New York Rangers
SMOLINSKI, Bryan	Forward	Boston Bruins	Pittsburgh Penguins
STAPLETON, Mike	Forward	Edmonton Oilers	Winnipeg Jets
STEVENS, Kevin	Forward	Pittsburgh Penguins	Boston Bruins
TAGLIAIANNI, Peter	Defenceman	—	Boston Bruins


NOTE: Considerable effort has been taken to make "The Official 1996 NHL Yearbook" as current as possible. However, at some point, printing schedules make it impossible to change the editorial and roster positions of the Team Preview sections. Last-minute changes are indicated above.



1995-96 TEAM PREVIEWS



WESTERN CONFERENCE



EASTERN CONFERENCE



ESCAPE

for men

©1993 Calvin Klein. Generali Corporation. ESCAPE® for men.



Calvin Klein

eau de toilette



No one can accuse the Mighty Ducks of flying south in rough going, as they came close to the playoffs for the second time in as many seasons of operation.

They could even be headed north when the next post-season begins, considering they missed a spot by just five points in Year 2.

The encouraging signs were once again evident, beginning with an 11-9-4 record at home (8-4 in the last 12 games), 11-10-3 against the Pacific Division and 13-5-2 when scoring first.

But scoring remains the club's biggest obstacle to winning more of their tight encounters.

Anaheim had just 125 goals, the fewest in their conference.

The Ducks would have been worse off without left winger Paul Kariya's outstanding achievements in his first NHL tour. A member of the All-Rookie Team and a Calder Trophy finalist, he was everything the Ducks had hoped for when they made him first pick, fourth overall, in 1993.

Kariya was the only first-year player to lead his team in scoring, with 39 points, including League freshman highs in goals (18) and shots (134), eventually finishing second in rookie totals.


But there were not a lot of big guns after him, making the development or acquisition of more offensive players the priority of general manager Jack Ferreira. He landed the first forward in the 1995 Draft, Kingston centre Chad Kilger, at fourth overall. Kilger, who jumped from seventh to third overall on Central Scouting's final list, had

42 goals and 95 points in 65 games and at 6-foot-3, 204 pounds can dominate at both ends of the ice.

Ferreira had already taken a step in the right direction at the trade deadline by landing centre Mike Sillinger, the AHL's 1992 playoff scoring champion, who had been trying to crack a tough Detroit lineup.

A thinner sick list will help, too. The Ducks are hoping that right winger Steven King can rebound from reconstructive shoulder surgery that cost him the entire season to retain the touch that brought him 62 goals his last two years in the minors.

The wounded also included defenceman Don McSweeney, lost with a severely lacerated forearm in the first week of the rescheduled season. In all, the Ducks lost more than 200 man-games to injury, forcing coach Ron Wilson to use 11 rookies – seven in at least 25% of the season.



Winger Todd Krygier had 11 goals and 22 points in 35 games to rank fourth in team scoring.




PACIFIC
DIVISION

MIGHTY DUCKS

1994-95 RECORD VERSUS CONFERENCE

OPPOSITION	HOME			ROAD			OVERALL									
	W	L	T	W	L	T	GP	W	L	T	GF	GA	PTS	PCT		
CALGARY	2	1	0	1	1	0	5	3	2	0	15	13	6	.600		
CHICAGO	1	1	0	0	2	0	4	1	3	0	5	12	2	.250		
DALLAS	0	2	0	0	2	0	4	0	4	0	3	19	0	.000		
DETROIT	0	1	1	0	2	0	4	0	3	1	15	21	1	.125		
EDMONTON	2	0	0	0	2	0	4	2	2	0	10	11	4	.500		
LOS ANGELES	1	0	1	1	1	1	5	2	1	2	14	10	6	.600		
SAN JOSE	2	1	0	2	0	0	5	4	1	0	22	15	8	.800		
ST LOUIS	0	2	0	0	2	0	4	0	4	0	10	22	0	.000		
TORONTO	1	0	1	0	2	0	4	1	2	1	12	10	3	.375		
VANCOUVER	0	1	1	0	3	0	5	0	4	1	7	21	1	.100		
WINNIPEG	2	0	0	1	1	0	4	3	1	0	12	10	6	.750		



Joe Sacco: 10 goals, including two on power-play unit in 41 games



Peter Douris: 10 goals, including four game winners in 46 games

1995-96 PLAYER PERSONNEL

FORWARDS	HT	WT	PLACE OF BIRTH	DATE	1994-95 CLUB
BETS, Maxim	6-1	185	Chelyabinsk, USSR	1/31/74	San Diego
CARNACK, Patrik	6-0	187	Göteborg, SWE	2/1/68	Anaheim
CORKUM, Bob	6-2	212	Salisbury, MA	12/18/67	Anaheim
DOURIS, Peter	6-1	195	Toronto, ON	2/19/66	Anaheim
EWEN, Todd	6-2	220	Saskatoon, SK	3/28/66	Anaheim
JOMPHE, J.-F.	6-1	195	St-Hyacinthe, PQ	12/28/72	Canadian National
KARIYA, Paul	5-11	175	Vancouver, BC	10/16/74	Anaheim
KARPOV, Valeri	5-10	176	Chelyabinsk, USSR	8/6/71	Anaheim-San Diego
KING, Steven	6-0	195	East Greenwich, RI	7/22/69	Did Not Play
KRYGIER, Todd	6-0	185	Chicago, IL	10/12/65	Anaheim
LAMBERT, Denny	5-11	200	Wawa, ON	1/7/70	Anaheim-San Diego
LILLEY, John	5-9	170	Wakefield, MA	8/3/72	Anaheim-San Diego
MANELUK, Mike	5-11	188	Winnipeg, MB	10/1/73	San Diego-Cdn. National
NIKULIN, Igor	6-1	190	Cherapovets, USSR	8/26/72	Cherapovets
REICHERT, Craig	6-1	196	Winnipeg, MB	5/11/74	San Diego
RUCCINI, Steve	6-3	210	London, ON	7/4/71	Anaheim
SACCO, David	6-0	180	Malden, MA	7/31/70	Anaheim-San Diego
SACCO, Joe	6-1	195	Malden, MA	2/4/69	Anaheim
SILLINGER, Mike	5-10	190	Regina, SK	6/29/71	Anaheim-Detroit
SKALOE, Jarrod	6-0	175	Niagara Falls, ON	2/26/71	Las Vegas
STEVENSON, Jeremy	6-2	215	San Bernardino, CA	7/28/74	Greensboro
VALK, Garry	6-1	205	Edmonton, AB	11/27/67	Anaheim
VAN ALLEN, Shaun	6-1	200	Shaunavon, SK	8/29/67	Anaheim

DEFENCEMEN

CORCORAN, Brian	6-2	247	Baldwinsville, NY	4/23/72	U. of Massachusetts
DIRK, Robert	6-4	218	Regina, SK	8/20/66	Anaheim
DOLLAS, Bobby	6-2	212	Montreal, PQ	1/31/65	Anaheim
HOLAN, Milos	5-11	191	Bilovec, CSSR	4/22/71	Anaheim
KARPA, David	6-1	202	Regina, SK	5/17/71	Anaheim-Quebec
LADOUCEUR, Randy	6-2	220	Brockville, ON	6/30/60	Anaheim
MARSHALL, Jason	6-2	195	Cranbrook, BC	2/22/71	Anaheim-San Diego
MCWEEN, Don	5-11	197	Detroit, MI	6/9/64	Anaheim
MIKULCHIK, Oleg	6-2	200	Minsk, USSR	7/27/64	HCKladno
TRINKA, Pavel	6-3	190	Pilsen, CSSR	7/27/76	HCKladno
TSULYGIN, Nikolai	6-4	205	Ufa, USSR	6/29/75	CSKA Moscow
TVERDOVSKY, Oleg	6-0	183	Dnepropetrovsk, USSR	5/8/76	Anaheim
VAN IMPE, Darren	6-0	195	Saskatoon, SK	5/18/73	Anaheim-San Diego
YORK, Jason	6-2	195	Nepean, ON	5/20/70	Anaheim-Detroit

GOALTENDERS

HEBERT, Guy	5-11	185	Troy, NY	1/7/67	Anaheim
O'NEILL, Mike	5-7	160	La Salle, PQ	1/13/73	Phoenix-Fort Wayne
SHTALENKOV, Mikhail	6-2	180	Moscow, USSR	10/20/65	Anaheim




Oleg Tverdoksky: three goals and 12 points in 36 games as rookie

1994-95 SCORING STATISTICS

P	NO	PLAYER	GP	G	A	PTS	+/-	PIM	PP	SH	GW	GT	\$	PCT
L	9	*PAUL KARIYA	47	18	21	39	17-	4	7	1	3	1	134	13.4
C	22	SHAUN VAN ALLEN	45	8	21	29	4-	32	1	1	1	0	68	11.8
C	47	STEPHAN LEBEAU	38	8	16	24	6	12	1	0	2	0	70	11.4
L	25	TODD KRYGIER	35	11	11	22	1	10	1	0	1	0	90	12.2
R	16	PETER DOJRIS	46	10	11	21	4	12	0	0	4	0	69	14.5
R	21	PATRICK CARNACK	41	6	15	21	8-	32	0	0	0	0	58	10.3
D	2	BOBBY DOLLAS	45	7	13	20	3-	12	3	1	1	0	70	10.0
C	19	BOB CORKUM	44	10	9	19	7-	25	0	0	1	1	100	10.0
R	14	JOE SACCO	41	10	8	18	8-	23	2	0	0	0	77	13.0
C	20	*STEVE RUCCHIN	43	6	11	17	7	23	0	0	1	0	59	10.2
R	26	MIKE SILLINGER	28	4	11	15	4	8	2	0	0	0	39	10.3
		Detroit	13	2	6	8	3	2	0	0	0	0	11	18.2
		Anaheim	15	2	5	7	1	6	2	0	0	0	28	7.1
D	10	*OLEG TYERDOVSKY	36	3	9	12	6-	14	1	1	0	0	26	11.5
L	11	*VALERI KARPOV	30	4	7	11	4-	6	0	0	0	0	48	8.3
D	3	*JASON YORK	25	1	10	11	4	14	0	0	0	0	28	3.6
		Detroit	10	1	2	3	0	2	0	0	0	0	6	16.7
		Anaheim	15	0	8	8	4	12	0	0	0	0	22	0
D	7	*MILOS HOLAN	25	2	8	10	4	14	1	0	1	0	93	2.2
L	18	GARRY VALK	36	3	6	9	4-	34	0	0	0	0	53	5.7
D	24	TOM KURVERS	22	4	3	7	13-	6	1	0	1	0	44	9.1
D	29	RANDY LADOUCEUR	44	2	4	6	2	36	0	0	0	0	42	4.8
D	15	DAVE KARPA	28	1	5	6	1-	91	0	0	0	0	33	3.0
		Quebec	2	0	0	0	0	1	0	0	0	0	1	0
		Anaheim	26	1	5	6	0	91	0	0	0	0	32	3.1
C	27	*JOHN LILLEY	9	2	2	4	2	5	1	0	0	0	10	20.0
D	4	DAVID WILLIAMS	21	2	2	4	5-	26	0	0	0	1	30	6.7
L	42	*DENNY LAMBERT	13	1	3	4	3	4	0	0	0	0	14	7.1
D	5	ROBERT DIRK	38	1	3	4	3-	56	0	0	0	0	15	6.7
L	8	TIM SWEENEY	13	1	1	2	3-	2	0	0	0	0	11	9.1
L	12	*DAVID SACCO	8	0	2	2	3-	0	0	0	0	0	5	0
D	48	*DARREN VANIMPE	1	0	1	1	0	4	0	0	0	0	0	0
D	23	*JASON MARSHALL	1	0	0	0	2-	0	0	0	0	0	1	0
D	6	DON McSWEEN	2	0	0	0	0	0	0	0	0	0	1	0
R	36	TODD EWEN	24	0	0	0	2-	90	0	0	0	0	14	0
GOALTENDER			GP	MIN	AVG	W	L	T	EN	SO	GA	SA	SPCT	
31	GUY HEBERT		39	2092	3.13	12	20	4	4	2	109	1132	.904	
35	MIKHAIL SHTALENKOV		18	810	3.63	4	7	1	2	0	49	448	.891	
TOTALS			48	2913	3.38	16	27	5	6	2	164	1586	.897	

1995 DRAFT CHOICES


4. Chad Kilger
C, Kingston (OHL)
29. Brian Wesenberg
RW, Guelph (OHL)
55. Mike Leclerc
LW, Brandon (WHL)
107. Igor Nikulin
RW, Cherepovets (CIS)
133. Peter Leboutillier
RW, Red Deer (WHL)
159. Mike Laplante
D/LW, Calgary (T2JRA)
185. Igor Karpenko
G, Sokol Kiev (CIS)



Steve Rucchin



Jason York



Guy Hebert: 12 wins with .904 save percentage, 3.13 average and two shutouts in 39 appearances



FORECAST 1995-96

OFFENCE

Kariya's eight-game points streak in March led all rookies and he had a five-game run going at the end of the regular schedule. But he needs more support from his own line and from others. Bob Corkum and Gary Valk dropped back after surprising debuts with the first-year Ducks and Anatoli Semenov was dealt for help on defence. Four Ducks besides Kariya reached double figures in goals, but none had more than 11. Valeri Karpov arrived with great expectations, but was held to only 11 points in 30 games. Unheralded centre Shaun Van Allen came within four points of matching his 80-game total of 33 from the previous year. Stephan Lebeau had 24 points but has left to play in Europe. Rugged left winger Todd Krygier was right on his 20-plus points pace, followed closely by Peter Douris, whose 10 goals included a team-high four game winners. The top rookie sniper after Kariya was Steve Rucchin, a rare Canadian college-trained NHLer,

who had 17 points and the best plus/minus, a seven.

DEFENCE

The pressure was on 1994's top draft pick, Oleg Tverdovsky, and he didn't disappoint, despite a season-long battle with a rare disease that caused swelling in some joints. The well-travelled Bobby Dollas equalled last season's 20-point output to lead Anaheim's blueliners. But the injury factor meant that only Dollas, captain Randy Ladouceur and Robert Dirk dressed regularly during the year. Dave Karpis's arrival from Quebec helped out a bit, as did trades for rookies Milos Holan and Jason York. Only four teams allowed more goals than Anaheim, but the Ducks should be able to correct that to a degree with six healthy defencemen.

GOALTENDING

Guy Hebert continues to reach milestones that would have been denied him as a back-up in St. Louis. Included are four shutouts

under the Ducks banner, two last season, while he owns 32 of the team's 49 all-time wins. In 14 games last season, he had to make 30 or more saves. Hebert finished with a solid 3.13 average and a .904 save percentage. The understudy role appears to be in good hands with Mikhail Shtalenkov, who brings high-calibre experience from the Russian national team. He has seven wins in his 28 games in two years in Anaheim.

SPECIAL TEAMS

A late-season power-play rally lifted the Ducks over 10%. But they still finished last in the League and last overall on the special teams index (-28), which rates the difference between power-play and penalty-killing goals for and against. Kariya had seven goals, second among rookies to Edmonton's David Oliver. Dollas had three and the rest combined for just 11. Two of Sillinger's four goals were on the power play. Anaheim was also last in penalty killing, despite four shorthand goals.

NEW FACES


Kilger will get the attention in camp, but look for left winger David Sacco, brother of right winger Joe. He was held scoreless in eight games, but could flourish in a full season. Right winger John Lilley is also trying to stick after getting four points in nine games early in the year. The back line will one day showcase big Nikolai Tsulygin, who chose to play last year in Russia over the IHL. Left winger Maxim Bets and defenceman Darren Van Impe could also be close.

OUTLOOK

The Ducks are getting a lot of momentum from their home games, where they've sold out 49 consecutive dates. Such energetic fan support makes the waiting more tolerable, while allowing them the chance to gauge Kariya, Karpov, Kilger and Tverdovsky. The Ducks would love to channel some of that energy into the playoffs.



Shaun Van Allen: 29 points to rank second in team scoring



Bob Corkum: 19 points, including 10 goals on 100 shots



As Boston's checking specialist in the 1980s, Steve Kasper was one of the few NHLers to knock Wayne Gretzky off his game.

The Bruins hope his tireless bloodhound approach rubs off in his first year as head coach. The club has 28 straight winning seasons and playoff appearances to its credit, a pro-sports record, yet has not been able to get beyond a round or two in the last few springs.

Kasper hopes he's the man to change that playoff picture.

He inherits Boston's three crown jewels in centre Adam Oates, right winger Cam Neely

and defenceman Ray Bourque, to go with a new home, the sparkling Fleet Centre, located next door to the old Garden.

Kasper knows team captain Bourque well from their playing days and has a handle on most of the other players after spending the 1993-94 season as an assistant under former coach Brian Sutter and then handling the Bruins' farm team in Providence last year.

The Bruins should benefit from Neely being near 100% for the first time in a full season in five years, but the rigours of an 82-game schedule will likely see the intimidating winger resting when the games crowd up during the week.

Neely topped the Bruins with 27 goals in 42 games (97 in 113 when he hasn't been sidelined by the knee problems) and led the League with 16 power-play goals.

Oates, the only Bruin to play

in all 48 games, continued his puck wizardry, leading the club with 53 points and gaining his third consecutive Lady Byng Trophy nomination.

Bourque was second among all League defencemen with 43 points, tied with Phil Housley, and gained yet another Norris Trophy nomination, but lost his bid for No. 6.

But as has been the problem with the Bruins, there's a gap separating these three from the supporting cast.

Rookie Blaine Lacher was the biggest surprise last season, staking a claim to a wide open fight for the No. 1 goaltending job.

And there was some other encouraging movement among the youngsters on the team, with Bryan Smolinski's 18 goals coming second only to Neely's and Mariusz Czerkawski marking his first full NHL season with 12 goals and 26 points, good for fifth place on the team.

BRUINS



Cam Neely led the Bruins attack with 27 goals, including a League-leading 16 on the power play.



NORTHEAST
DIVISION


FIVE YEAR POINT PERFORMANCE

	40	50	60	70	80	90	100	110	120
90/91							100		
91/92					84				
92/93								109	
93/94						97			
94/95			57						

48-GAME SCHEDULE

1994-95 RECORD VERSUS CONFERENCE


OPPOSITION	HOME			ROAD			OVERALL						
	W	L	T	W	L	T	GP	W	L	T	GF	GA	PCT
BUFFALO	1	0	1	2	0	0	4	3	0	1	13	8	7 .875
FLORIDA	0	2	0	1	0	0	3	1	2	0	6	8	2 .333
HARTFORD	2	0	0	1	1	0	4	3	1	0	13	9	6 .750
MONTREAL	2	0	0	2	0	0	4	4	0	0	20	8	8 1.000
NEW JERSEY	2	0	0	1	1	0	4	3	1	0	14	8	6 .750
NY ISLANDERS	1	0	0	1	1	0	3	2	1	0	10	10	4 .666
NY RANGERS	1	1	0	1	1	0	4	2	2	0	12	13	4 .500
OTTAWA	2	0	0	2	0	0	4	4	0	0	19	13	8 1.000
PHILADELPHIA	2	0	0	0	2	0	4	2	2	0	12	7	4 .500
PITTSBURGH	1	1	0	0	2	0	4	1	3	0	12	15	2 .250
QUEBEC	0	2	0	0	1	1	4	0	3	1	6	15	1 .125
TAMPA BAY	1	0	0	1	1	0	3	2	1	0	10	7	4 .666
WASHINGTON	0	1	1	0	1	0	3	0	2	1	3	6	1 .166



Adam Oates: 12 goals and 53 points as club's leading scorer

1995-96 PLAYER PERSONNEL

FORWARDS	HT	WT	PLACE OF BIRTH	DATE	1994-95 CLUB
BEDDOES, Clayton	5-11	190	Bentley, AB	1/10/70	Providence
CZECHAKOWSKI, Mariusz	6-0	195	Radomsko, POL	4/13/72	Boston
DONATO, Ted	5-10	180	Boston, MA	4/28/69	Boston
ELIK, Todd	6-2	195	Brampton, ON	4/15/66	St. Louis-San Jose
HEINZE, Steve	5-11	192	Lawrence, MA	1/30/70	Boston
HUGHES, Brent	5-11	194	New Westminster, BC	4/5/66	Boston
KNIPSCHER, Fred	5-11	185	Fort Wayne, IN	9/3/69	Boston-Providence
LEACH, Steve	5-11	198	Cambridge, MA	1/16/66	Boston
MCCAULEY, Bill	6-1	195	Warren, MI	4/20/75	Detroit (OHL)
MOGER, Sandy	6-3	200	Vernon, BC	3/21/69	Boston-Providence
MURRAY, Glen	6-2	211	Bridgewater, NS	11/1/72	Boston
NEELY, Cam	6-1	217	Comox, BC	6/6/65	Boston
OATES, Adam	5-11	185	Weston, ON	8/27/62	Boston
POTVIN, Marc	6-1	215	Ottawa, ON	1/29/67	Boston-Providence
REID, Dave	6-1	215	Toronto, ON	5/15/64	Boston-Providence
ROY, Andre	6-3	180	Port Chester, NY	2/8/75	Drummondville-Chicoutimi
SCHAEFER, Jeremy	6-3	195	Cardston, AB	2/27/76	Medicine Hat
SMOLINSKI, Bryan	6-1	200	Toledo, OH	12/27/71	Boston
STEWART, Cam	5-11	196	Kitchener, ON	9/18/71	Boston-Providence
STUMPPEL, Jozef	6-1	208	Nitra, CSSR	6/20/72	Boston
SWEENEY, Tim	5-11	185	Boston, MA	4/12/67	Providence-Anaheim
DEFENCEMEN					
BOURQUE, Ray	5-11	215	Montreal, PQ	12/28/60	Boston
BROWN, Sean	6-3	196	Oshawa, ON	1/15/76	Belleville
CROWLEY, Ted	6-2	188	Concord, MA	5/3/70	Houston-Chicago (HL)
GRUDEN, John	6-0	189	Virginia, MN	6/4/70	Boston-Providence
HODGE, Dan	6-3	205	Melrose, MA	9/18/71	Merimack College
HUSCROFT, Jamie	6-2	200	Creston, BC	1/9/67	Boston
IAFRATE, Al	6-3	235	Dearborn, MI	3/21/66	Did Not Play
KASATONOV, Alexei	6-1	215	Leningrad, USSR	10/14/59	Boston
MASTAD, Mili	6-3	205	Regina, SK	3/5/75	Moose Jaw
McLAREN, Kyle	6-4	210	Humboldt, SK	6/18/77	Tacoma
PAQUETTE, Charles	6-1	193	Lachine, PQ	6/17/75	Sherbrooke
ROHLOFF, Jon	5-11	220	Mankato, MN	10/3/69	Boston-Providence
SHAW, David	6-2	205	St. Thomas, ON	5/25/64	Boston
SWEENEY, Don	5-10	185	St. Stephen, NB	8/17/66	Boston
VON STEFFENELLI, Phil	6-1	200	Vancouver, BC	4/10/69	Providence
GOALTENDERS					
BAILEY, Scott	6-0	195	Calgary, AB	5/27/72	Providence
BILLINGTON, Craig	5-10	170	London, ON	9/11/66	Boston-Ottawa
LACHER, Blaine	6-1	205	Medicine Hat, AB	9/5/70	Boston-Providence
RYABCHIKOV, Evgeni	6-0	170	Yaroslavl, USSR	1/16/74	Providence



Don Sweeney: 22 points and plus six in 47 games on blueline

1994-95 SCORING STATISTICS

P	NO	PLAYER	GP	G	A	PTS	+/-	PIM	PP	SH	GW	GT	S	PCT
C	12	ADAM OATES	48	12	41	53	11-	8	4	1	2	0	109	11.0
D	77	RAY BOURQUE	46	12	31	43	3	20	9	0	2	0	210	5.7
R	8	CAM NEELY	42	27	14	41	7	72	16	0	5	1	178	15.2
C	20	BRYAN SMOLINSKI	44	18	13	31	3-	31	6	0	5	0	121	14.9
R	19	*MARIUSZ CZERKAWSKI	47	12	14	26	4	31	1	0	2	0	126	9.5
L	26	MATS NASLUND	34	8	14	22	4-	4	2	0	1	0	48	16.7
D	32	DON SWEENEY	47	3	19	22	6	24	1	0	2	0	102	2.9
C	21	TED DONATO	47	10	10	20	3	10	1	0	1	0	71	14.1
R	22	JOZEF STUMPEL	44	5	13	18	4	8	1	0	2	0	46	10.9
R	23	STEVE HEINZE	36	7	9	16	0	23	0	1	0	0	70	10.0
D	6	ALEXEI KASATONOV	44	2	14	16	2-	33	0	1	0	0	50	4.0
L	18	BRENT HUGHES	44	6	6	12	6	139	0	0	0	0	75	8.0
R	27	STEVE LEACH	35	5	6	11	3-	68	1	0	1	0	82	6.1
D	38	*JON ROHL OFF	34	3	8	11	1	39	0	0	1	1	51	5.9
L	17	DAVE REID	38	5	5	10	8	10	0	0	0	1	47	10.6
R	45	*SANDY MOGER	18	2	6	8	1-	6	2	0	0	0	32	6.3
R	44	GLEN MURRAY	35	5	2	7	11-	46	0	0	2	0	64	7.8
D	34	DAVID SHAW	44	3	4	7	9-	36	1	0	0	0	58	5.2
D	28	JAMIE HUSCROFT	34	0	6	6	3-	103	0	0	0	0	30	0.0
D	36	*JOHN GRUDEN	38	0	6	6	3	22	0	0	0	0	30	0.0
L	48	*FRED KNIPSCHER	16	3	1	4	1	2	0	0	1	0	20	15.0
R	42	MIKKO MAKELA	11	1	2	3	0	0	1	0	0	0	10	10.0
C	40	*BRETT HARKINS	1	0	1	1	0	0	0	0	0	0	1	0.0
R	29	MARC POTVIN	6	0	1	1	1	4	0	0	0	0	4	0.0
D	49	JEFF SEROWIK	1	0	0	0	1	0	0	0	0	0	0	0.0
L	13	GRIGORI PANTELEEV	1	0	0	0	0	0	0	0	0	0	0	0.0
C	16	CAM STEWART	5	0	0	0	0	2	0	0	0	0	2	0.0
GOALTENDER			GP	MIN	AVG	W	L	T	EN	SO	GA	SA	SPCT	
31	*BLAINE LACHER		35	1965	2.41	19	11	2	0	4	79	805	.902	
37	VINCENT RENDÉAU		11	565	2.87	3	6	1	2	0	27	221	.878	
1	CRAIG BILLINGTON		8	373	3.06	5	1	0	0	0	19	140	.864	
TOTALS			48	2911	2.62	27	18	3	2	4	127	1168	.891	



Blaine Lacher: 19-11-2 record with 2.41 average and .902 save percentage in 35 games as rookie

1995 DRAFT CHOICES

9. Kyle McLaren
D, Tacoma (WHL)
21. Sean Brown
D, Belleville (OHL)
47. Paxton Schafer
G, Medicine Hat (WHL)
73. Bill McCauley
C, Detroit (OHL)
99. Cameron Mann
RW, Peterborough (OHL)
151. Yevgeny Shalabyin
D, Yaroslavl (CIS)
177. Per-Johan Axelsson
W, Frolunda (SWE)
203. Sergei Zhukov
F, Sibir Novosibirsk (CIS)
229. Jonathan Murphy
D, Peterborough (OHL)



Dave Reid



Ted Donato



FORECAST 1995-96

OFFENCE

As was the case when Chicago moved to a bigger ice surface last season, the Bruins will be scrutinized to see if their checking loses any zip. The extra room may render big men such as Neely less effective, but Oates will definitely benefit. He tied Eric Lindros for fourth place in League assists with 41. Ted Donato was the only other double-digit scorer. The Bruins need Glen Murray and Steve Leach to return to their promising totals of a couple of years ago, likewise Jozef Stumpel, who had 30 goals on the farm. Right winger Steve Heinze chipped in with 16 points in 36 games last year, while plugger Dave Reid led the club with a plus eight. Neely and Smolinski had Boston's only hat tricks and shared top spot in game-winning goals with five each. Mats Naslund and his 22 points might not be back this season.

DEFENCE

Age hasn't hampered Bourque's vision, as his 210 shots on goal

led the League. Twelve of them found the net, giving him 16 consecutive seasons with at least 10. Don Sweeney, who just signed a five-year contract, collected 19 assists and was a plus six. Veterans David Shaw and Jamie Huscroft took care of their own end and, at 36, Alexei Kasatonov could still help in a number of roles. The Bruins put rookies Jon Rohloff and John Gruden in a combined 72 games last year.

GOALTENDING

The Lach-Nets Monster was a hit early in the season and completed his first year with impressive numbers second only to Calder Trophy and Vezina candidate Jim Carey. Lacher's 19 wins were tied for fifth in the League and he just missed appearing in the 2,000-minute club. His goals-against average of 2.41 put the Bruins seventh in the League. Challenging him this year will be Boston's 1994 first-round draft pick Evgeny Ryabchikov and John Blue. Craig Billington, a late addition from Ottawa last year, was looking at free agency before returning here.

SPECIAL TEAMS

Neely, Oates and Bourque all figure prominently in the power play, but Boston's penalty killing got the pat on the back for leading the League. Only 24 of 185 enemy power plays were converted, an 86.9% kill rate. Interestingly, that yielded just three shorthand goals, by Oates, Kasatonov and Heinze. On the power play, Neely was his old leviathan self in front of the net. Bourque had nine goals to complement Neely's 16 and ranked second to Paul Coffey with 29 power-play points. Czerkawski placed third among rookies with seven powerplay assists.

NEW FACES

Kasper is joined by Cap Raeder, former Los Angeles assistant who can serve as goaltender


coach and Tim Watters, who will work with the defence. Watters will have two new pupils at camp, rearguards Boston took with their two first-round picks in the 1995 Draft. Tacoma's Kyle McLaren went ninth overall with a pick from Hartford and the Bruins used their own on Sean Brown of Belleville. Winger Tim Sweeney returns after a brief spell in Anaheim. Sergei Zholtok, a centre with Providence last season, has potential.

OUTLOOK

Boston continues the search for more offensive depth and some big names for the new building. Don't expect that winning streak to end under Kasper. He's just the one to keep Bourque, Neely and Oates as productive as before. And the Bruins did finish last season at 8-2, the best mark in the League.



Mariusz Czerkawski: 12 goals and 26 points in rookie season



Bryan Smolinski: 18 goals and 31 points in sophomore season



Space. Be it interior or outer, you'll enjoy more of it with a '96 Dodge Caravan, Plymouth Voyager or Chrysler

Town & Country. The reason: Easy Out Roller Seats.[™] Simply release the floor safety latches and rollers deploy like landing

gear to allow you to effortlessly slide the backseat to the minivan's edge and out. Now,



admittedly, you could just as easily store the seat in your garage. But heavens above, you can be more creative than that.

The beauty of the back
seat is how easily it becomes
a front row seat.



12 years ago we invented

the minivan. Now, with our

first available driver's side

sliding door, a windshield

wiper de-icer, an available

built-in rear power outlet, plus

over 200 other innovations

and improvements, we've

quietly re-invented it. To learn

more, call 1 800 361-3700.

THE NEW
ORIGINALS.
CHRYSLER
CANADA



PUT YOUR PAIN ON ICE.

Rub A-535 Ice is a cool menthol gel that penetrates and relieves. It's the best way to handle sore muscles after a workout. Go ahead and try it. We know you're aching for it. **Wherever it hurts, it helps.**





It was the summer of change for the Buffalo Sabres – the arrival of new head coach Ted Nolan after the departure of two of the club's most prolific scorers over the past few years, winger Alexander Mogilny and centre Dale Hawerchuk.

Realizing that one big contract would have to be sacrificed, and with Pat LaFontaine back and healthy, the Sabres decided it would have to be Mogilny's. The Sabres' leading scorer was sent to Vancouver for feisty centre Mike Peca, defence prospect Mike Wilson, and Vancouver's first-round pick, 14th overall, in

the 1995 Entry Draft.

The Sabres had little choice in the Hawerchuk situation. As an unrestricted free agent, he signed with St. Louis. It's also unlikely that left winger Craig Simpson will be back, injuries having cut short his career.

After 3½ years spent juggling the coaching duties with his office work, John Muckler can now concentrate on his duties as general manager. His big trades prior to moving Mogilny brought in the talents of Alexei Zhitnik, one of the best young defence prospects in the League, and the steady Garry Galley.


LaFontaine, awarded the Bill Masterton Trophy for perseverance after his year and a half battle with a knee injury, makes Nolan's life easier. Buffalo was just two games above 500 in the 22 games LaFontaine played and was dealt another early playoff blow. But it remains to be seen what a full year will bring.

The Sabres' game plan had to change from explosive to conservative when LaFontaine went out of the lineup for 92 straight games. But no matter what the team does in front of him, Dominik Hasek is not letting very much get behind him.

Hasek collected his second straight Vezina Trophy and First Team All-Star selection. After winning the Vezina and the Jennings the previous season, the 'Dominator' produced the League's top save percentage mark of .930 and tied Calgary back-up Rick Tabaracci with a 2.11 goals-against average.

Hasek felt personally that he had a better year in 1993-94, but didn't turn down his second consecutive Hart Trophy nomination. Buffalo's 119 goals against were least in the East. The Sabres thrust Hasek into some tough and tight situations, 11 games that ended in 2-1 scores. But Hasek won six of them.

SABRES



Pat LaFontaine returned to the Sabres lineup to register 12 goals and 27 points in 22 games.



FIVE YEAR POINT PERFORMANCE

	40	50	60	70	80	90	100	110	120
90/91					81				
91/92				74					
92/93					86				
93/94						95			
94/95		51							

48-GAME SCHEDULE

1994-95 RECORD VERSUS CONFERENCE

OPPOSITION	HOME			ROAD			OVERALL						
	W	L	T	W	L	T	GP	W	L	T	GF	GA	PCT
BOSTON	0	2	0	0	1	1	4	0	3	1	8	13	1.125
FLORIDA	2	0	0	1	0	0	3	3	0	0	10	1	6.1000
HARTFORD	1	1	0	1	1	0	4	2	2	0	12	10	4.500
MONTREAL	2	0	0	0	2	4	2	0	2	11	6	6	.750
NEW JERSEY	2	0	0	0	1	0	3	2	1	0	8	7	4.666
NY ISLANDERS	1	0	1	1	1	0	4	2	1	1	15	9	5.625
NY RANGERS	0	2	0	1	1	0	4	1	3	0	6	10	2.250
OTTAWA	2	0	0	0	1	1	4	2	1	1	14	7	5.625
PHILADELPHIA	1	0	0	2	0	0	3	1	2	0	7	9	2.333
PITTSBURGH	1	1	0	0	1	1	4	1	2	1	13	15	3.375
QUEBEC	1	1	0	0	1	1	4	1	2	1	11	16	3.375
TAMPA BAY	1	1	0	2	0	0	4	3	1	0	11	10	6.750
WASHINGTON	1	0	0	1	1	0	3	2	1	0	4	6	4.666

1995-96 PLAYER PERSONNEL


FORWARDS	HT	WT	PLACE OF BIRTH	DATE	1994-95 CLUB
AMBRIZAK, Peter	6-0	206	Toronto, ON	9/15/71	Buffalo-Rochester
AUDETE, Donald	5-8	175	Laval, PQ	9/23/69	Buffalo
BARNABY, Matthew	6-0	170	Ottawa, ON	5/4/73	Buffalo-Rochester
BROWN, Curtis	6-0	182	Unity, SK	2/12/76	Buffalo-Moose Jaw
DAWE, Jason	5-10	195	North York, ON	5/29/73	Buffalo-Rochester
DUTIAUME, Mark	6-1	200	Winnipeg, MB	1/31/77	Brandon
GORDON, Viktor	5-10	176	Odintsovo, USSR	4/11/70	Buffalo-Rochester
HANNAN, Dave	5-10	185	Sudbury, ON	11/26/61	Buffalo
HOLZINGER, Brian	5-11	180	Parma, OH	10/10/72	Buffalo-Bowling Green
KHMYLEV, Yuri	6-1	189	Moscow, USSR	8/9/64	Buffalo
LaFontaine, Pal	5-10	177	St. Louis, MO	2/22/65	Buffalo
MACDONALD, Doug	6-0	192	Assiniboia, SK	2/8/69	Buffalo-Rochester
MAY, Brad	6-0	210	Toronto, ON	11/29/71	Buffalo
PEARSON, Scott	6-1	205	Comwall, ON	12/19/69	Buffalo-Edmonton
PECA, Mike	5-11	180	Toronto, ON	3/26/74	Vancouver-Syracuse
PLANTE, Derek	5-11	180	Cloquet, MN	1/17/71	Buffalo
PRESLEY, Wayne	5-11	180	Dearborn, MI	3/23/65	Buffalo
PRIMEAU, Wayne	6-3	193	Scarborough, ON	6/4/76	Buffalo-Owen Sound
RAY, Rob	6-0	203	Belleville, ON	6/8/68	Buffalo
SIMON, Todd	5-10	188	Toronto, ON	4/21/72	Rochester
SIMPSON, Craig	6-2	195	London, ON	2/15/67	Buffalo
SWEENEY, Bob	6-3	200	Concord, MA	1/25/64	Buffalo
THOMAS, Scott	6-2	195	Buffalo, NY	1/18/70	Rochester

DEFENCEMEN


ASTLEY, Mark	5-11	185	Calgary, AB	3/30/69	Buffalo-Rochester
BODGER, Doug	6-2	210	Chernarus, BC	6/18/66	Buffalo
GALLEY, Garry	6-0	204	Montreal, PQ	4/16/63	Buffalo-Philadelphia
HOUDA, Doug	6-2	200	Blainville, AB	3/6/66	Buffalo
HUDDY, Charlie	6-0	210	Oshawa, ON	6/2/59	Buffalo-Los Angeles
KLIMENTIEV, Sergei	5-11	200	Kiev, USSR	4/5/75	Rochester-Medicine Hat
McKee, Jay	6-3	191	Kingston, ON	9/8/77	Niagara Falls
MELANSON, Dean	5-11	211	Antigonish, NS	11/19/73	Rochester
MUNI, Craig	6-3	208	Toronto, ON	7/19/62	Buffalo
NDUR, Ruman	6-2	200	Zaria, NG	7/11/75	Guelph
SMEHLIK, Richard	6-3	208	Ostrava, CSSR	1/23/70	Buffalo
ZHITNIK, Alexei	5-11	190	Kiev, USSR	10/10/72	Buffalo-Los Angeles

GOAL TENDERS

BIRON, Martin	6-2	154	St. Charles, PQ	8/15/77	Baiepoint
HASEK, Dominik	5-11	168	Pardubice, CSSR	1/29/65	Buffalo
SHIELDS, Steve	6-3	210	Toronto, ON	7/19/72	Rochester-South Carolina
STAUBER, Robb	5-11	180	Duluth, MN	11/25/67	Buffalo-Los Angeles
TREILOV, Andrei	6-0	180	Kirovo-Chepetsk, USSR	8/31/69	Calgary-Saint John




Donald Audette: team-high 24 goals, including 13 on power-play unit



Richard Smehlik: 11 points and plus five in 39 games on blueline

1994-95 SCORING STATISTICS


P	NO	PLAYER	GP	G	A	PTS	+/-	PIM	PP	SH	GW	GT	S	PCT
R	89	ALEXANDER MOGILNY	44	19	28	47	0	36	12	0	2	1	148	12.8
R	28	DONALD AUDETTE	46	24	13	37	3-	27	13	0	7	0	124	19.4
D	3	GARRY GALLEY Philadelphia Buffalo	47	3	29	32	4	30	2	0	0	0	97	3.1
			33	2	10	22	0	20	1	0	0	0	66	3.0
			14	1	9	10	4	10	1	0	0	0	31	3.2
C	16	PAT LaFONTE	22	12	15	27	2	4	6	1	3	1	54	22.2
L	13	YURI KHIMILEV	48	8	17	25	8	14	2	1	1	0	71	11.3
C	26	DEREK PLANTE	47	3	19	22	4-	12	2	0	0	0	94	3.2
D	8	DOUG BODGER	44	3	17	20	3-	47	2	0	0	0	87	3.4
R	18	WAYNE PRESLEY	46	14	5	19	5	41	0	5	2	0	90	15.6
C	10	DALE HAWERCHUK	23	5	11	16	2-	2	2	0	2	0	56	8.9
C	14	DAVE HANMAN	42	4	12	16	3	32	0	2	0	0	36	11.1
D	44	ALEXEI ZHITNIK Los Angeles Buffalo	32	4	10	14	6-	61	3	0	0	0	66	6.1
			11	2	5	7	3-	27	2	0	0	0	33	6.1
			21	2	5	7	3-	34	1	0	0	0	33	6.1
L	43	JASON DAWE	42	7	4	11	6-	19	0	1	2	0	51	13.7
L	17	CRAIG SIMPSON	24	4	7	11	5-	26	1	0	0	1	20	20.0
D	42	RICHARD SMEHLIK	39	4	7	11	5	46	0	1	1	0	49	8.2
C	20	BOB SWEENEY	45	5	4	9	6-	18	1	2	0	0	47	10.6
L	29	SCOTT PEARSON Edmonton Buffalo	42	3	5	8	14-	74	0	0	0	0	40	7.5
			28	1	4	5	11-	54	0	0	0	0	21	4.8
			14	2	1	3	3-	20	0	0	0	0	19	10.5
D	22	CHARLIE HUDDY Los Angeles Buffalo	41	2	5	7	7-	42	1	0	0	0	51	3.9
			9	0	1	1	6-	6	0	0	0	0	11	0
			32	2	4	6	1-	36	1	0	0	0	40	5.0
L	27	BRAD MAY	33	3	3	6	5	87	1	0	0	0	42	7.1
D	5	CRAIG MUNI	40	0	6	6	4-	36	0	0	0	0	32	0
D	33	*MARK ASTLEY	14	2	1	3	2-	12	0	0	0	0	21	9.5
D	6	DOUG HOUDA	28	1	2	3	1	68	0	0	0	0	21	4.8
C	19	*BRIAN HOLZINGER	4	0	3	3	2	0	0	0	0	0	3	0
L	32	ROB RAY	47	0	3	3	4	173	0	0	0	0	7	0
C	37	*CURTIS BROWN	1	1	1	2	2	2	0	0	0	0	4	25.0
L	36	MATTHEW BARNABY	23	1	1	2	2-	116	0	0	0	0	27	3.7
R	9	*VIKTOR GORDIUK	10	0	2	2	3-	0	0	0	0	0	10	0
C	76	*WAYNE PRIMEAU	1	1	0	1	2-	0	0	0	1	0	2	50.0
L	12	*PETER AMBROZAK	12	0	1	1	1-	0	0	0	0	0	3	0
L	44	*DOUG MACDONALD	2	0	0	0	1-	0	0	0	0	0	0	0
D	3	*DEAN MELANSON	5	0	0	0	1-	4	0	0	0	0	1	0
GOALTENDER			GP	MIN	AVG	W	L	T	EN	SO	GA	SA	SPCT	
	39	DOMINIK HASEK	41	2416	2.11	19	14	7	2	5	85	1221	930	
	35	ROBB STAUBER	6	317	3.79	2	3	0	0	0	20	150	867	
	31	GRANT FUHR	3	180	4.00	1	2	0	0	0	12	85	859	
TOTALS			48	2920	2.45	22	19	7	2	5	119	1458	.918	




Garry Galley: capable veteran with 32 points overall, including 10 in 14 games on Buffalo blueline

1995 DRAFT CHOICES

14. Jay McKee
D, Niagara Falls (OHL)
16. Martin Biron
G, Beauport (QMJHL)
42. Mark Dutiaume
LW, Brandon (WHL)
68. Mathieu Sunderland
RW, Drummondville (QMJHL)
94. Matt Davidson
RW, Portland (WHL)
111. Marian Mienhart
D, Litvinov Jr (CZE)
119. Kevin Popp
D, Seattle (WHL)
123. Daniel Bienvenue
LW, Val d'Or (QMJHL)
172. Brian Scott
LW, Kitchener (OHL)
198. Mike Zanotto
C, Oshawa (OHL)
224. Rob Skrlac
LW, Kamloops (WHL)



Brian Holzinger



Jason Dawe



FORECAST 1995-96

OFFENCE

The Sabres aren't exactly broken now that Mogilny and the others have left town. Donald Audette has reached 100 goals with the club, netting 24 last year on top of the 29 he'd managed in the previous full season and he has also developed into one of the Sabres' biggest money players, with seven game winners and 13 on the power play, both club highs. The Yuri Khmylev project continues to pay dividends as the 31-year-old Russian didn't miss a game and had a team-high plus eight. Centre Derek Plante ranked third on the club with 19 assists and right winger Wayne Presley was third with 14 goals. The Sabres are looking at Keith Primeau's younger brother Wayne, but the big centre may not be ready, though he scored in his only Sabres game. Brad May is capable of better numbers in a full season. Peca, yet to play a full NHL season, had 12 points in 35 games.

DEFENCE

Watch for Zhitnik to excel in his first full year here. He'll have the company of one of the League's great character players in Galley, whose 32 points overall nudged him into the League's top 10 scoring rearguards last year. The supporting cast of Doug Bodger and Richard Smehlik has scoring prowess as well as being handy in their zone and Charlie Huddy is approaching his 1,000th game. Though they don't score, Craig Muni and Doug Houda remain two of the more solid at their position. First-round draft pick Jay McKee of Niagara Falls likely won't stick at training camp although Wilson, the Canucks' first rounder from 1993, just might. Farmhand Mark Astley appeared in 14 games.

GOALTENDING

Hasek has won 60 games for Buffalo the past three years, as well as owning or sharing the

League's best goals-against average, save percentage and shutout mark for two years running. He had 12 shutouts over the last two seasons, but took a beating in the playoffs from the Flyers. The Zhitnik trade resulted in the Grant Fuhr insurance policy being switched for Robb Stauber, who is rough around the edges but still effective. Another back-up possibility is Andrei Trefilov from Calgary. With their second first-round pick, the Sabres selected the second goaltender in the Draft, Martin Biron of Beauport.

SPECIAL TEAMS

No one in the League had the one-two punch of Audette and Mogilny, whose combined 25 power-play goals made Buffalo the only club with two players in double figures. LaFontaine had six in 22 games, adding yet another element. But the Sabres only rate in the middle of the pack in that department. Their penalty-killing unit fared much better. Behind the efforts of such players as Presley (five short-hand goals), the Sabres ranked

third with an 85.5% rating. Their 13 shorthand goals tied with Washington for the League lead.

NEW FACES


Nolan comes to Buffalo after one year as an assistant in Hartford and six years as head coach of the OHL's Sault-Ste-Marie Greyhounds. Peca will step right into the lineup as will the Hobey Baker winner Brian Holzinger who had two goals and six points in eight regular-season and playoff games. Trefilov will battle Stauber for the back-up position behind Hasek. Moose Jaw centre Curtis Brown will make a strong bid for a spot this season.

OUTLOOK

The Sabres will have to fill a new rink in a couple of years, so success is imperative now. If the key veterans – Hasek, Galley and LaFontaine – can keep the club close in the early going, giving Nolan time to groom a promising group of youngsters, the Sabres could make things very interesting in the spring.



Yuri Khmylev: 25 points and team-best plus eight in 48 games



Alexei Zhitnik: 14 points in 32 games overall on blueline



The untimely disappearance of the Calgary Flames in the spring is getting to be a mystery worthy of Sherlock Holmes.

It will be up to new head coach Pierre Page to get to the bottom of the case.

Page, who will replace Dave King behind the bench, has worked in the past as an assistant with the Flames and now returns to the Calgary organization after stints as head coach in Minnesota and Quebec.

Talent is not in question, as another Pacific Division regular-season title proved. Nor is heart, when you have a team with the likes of Theoren Fleury, Joe

Nieuwendyk, a healthy Gary Roberts and a confident young neminder in Trevor Kidd. But something has happened to the Flames at the end of every year since they won the Stanley Cup.

It was to be a season of adjustment for the Flames, after the departure of Mike Vernon to Detroit and the loss of Roberts to a neck and spinal injury. The Flames knew that Kidd was ready for prime time, and he didn't disappoint as Calgary compiled the division's best defensive record. And they got the better of the Phil Housley for Al MacInnis trade, at least for the first year.

But the Roberts injury and a season-long wrist and arm problem suffered by the promising Michael Nylander were part of 253 man-games lost to injury. A total of 41 players had to dress for at least one game, nine of them rookies, as well as 34-year-old Jim Peplinski, who ended a five-year retirement.

Those developments certainly bit into their scoring depth, despite a sensational season by Fleury, who led the club with 58 points, good for sixth place among League scorers.

The scoring returned in the playoffs, but not in a timely fashion as the San Jose Sharks won in seven games in the opening round.

The Flames will certainly feel the loss of free agent Joel Otto who signed with the Flyers in the off-season. Rated one of the League's best defensive centres, Otto was a finalist for Selke Trophy honours last season. And the Flames were also concerned about centre Robert Reichel's return to Europe after back-to-back 40-goal seasons prior to last year.

The Flames' remaining assets will be well-protected, however. One of the League's bigger teams, they had seven players in excess of 100 penalty minutes.

FLAMES



Theoren Fleury paced the Flames with 29 goals and 58 points to rank sixth in League scoring.



FIVE YEAR POINT PERFORMANCE

	40	50	60	70	80	90	100	110	120
90/91							100		
91/92				74					
92/93							97		
93/94							97		
94/95		55							

48-GAME SCHEDULE

1994-95 RECORD VERSUS CONFERENCE


OPPOSITION	HOME			ROAD			OVERALL						
	W	L	T	W	L	T	GP	W	L	T	GF	GA	PCT
ANAHEIM	1	1	0	1	2	0	5	2	3	0	13	15	.400
CHICAGO	1	1	0	1	0	1	4	2	1	1	14	11	.625
DALLAS	1	1	0	1	0	1	4	2	1	1	14	8	.625
DETROIT	2	0	0	1	1	0	4	3	1	0	10	9	.750
EDMONTON	2	0	0	2	1	0	5	4	1	0	22	14	.600
LOS ANGELES	2	1	0	1	0	1	5	3	1	1	22	15	.700
SAN JOSE	1	1	0	2	0	0	4	3	1	0	17	10	.750
ST LOUIS	2	0	0	2	0	0	4	2	2	0	13	16	.500
TORONTO	1	0	1	0	2	0	4	1	2	1	9	8	.375
VANCOUVER	1	1	1	0	1	1	5	1	2	2	12	14	.400
WINNIPEG	1	1	0	0	1	1	4	1	2	1	17	15	.375



Steve Chiasson: 25 points and plus 10 in first season with Flames

1995-96 PLAYER PERSONNEL

FORWARDS	HT	WT	PLACE OF BIRTH	DATE	1994-95 CLUB
DINGMAN, Chris	6-4	225	Edmonton, AB	7/6/76	Brandon
EISENHUT, Neil	6-1	190	Osoyoos, BC	2/9/67	Calgary-Saint John
FLEURY, Theoren	5-6	160	Oxbow, SK	6/29/68	Calgary
HLUSHKO, Todd	5-11	185	Toronto, ON	2/7/70	Calgary-Saint John
KENNEDY, Sheldon	5-10	180	Elkhorn, MB	6/15/69	Calgary
KRUSE, Paul	6-0	202	Merrill, BC	3/15/70	Calgary
MATTSSON, Jesper	6-0	185	Malmö, SWE	5/13/75	Malmö
MCCARTHY, Sandy	6-3	225	Toronto, ON	6/15/72	Calgary
MURRAY, Marty	5-9	170	Deloraine, MB	2/16/75	Brandon
MURRAY, Mike	6-1	200	Cumberland, RI	4/18/71	Saint John
NIELSEN, Joe	6-1	195	Oshawa, ON	9/10/66	Calgary
NYLANDER, Michael	5-11	190	Stockholm, SWE	10/3/72	Calgary
PEPLINSKI, Jim	6-3	210	Retnew, ON	10/24/60	Calgary
PERRY, Jeff	6-0	195	Sarnia, ON	4/12/71	Saint John
REICHEL, Robert	5-10	185	Litvinov, CSSR	6/25/71	Calgary
ROBERTS, Gary	6-1	190	North York, ON	5/23/66	Calgary
STERN, Ronnie	6-0	195	Ste. Agathe, PQ	1/11/67	Calgary
STILLMAN, Cory	6-0	185	Peterborough, ON	12/20/73	Calgary-Saint John
STRUCH, David	5-10	180	Flin Flon, MB	2/11/71	Saint John
SULLIVAN, Mike	6-2	190	Marshfield, MA	2/27/68	Calgary
SUNDBLAD, Niklas	6-1	200	Stockholm, SWE	1/3/73	Saint John
TITOV, German	6-0	190	Moscow, USSR	10/16/65	Calgary
VITAKOSKI, Vesa	6-3	210	Lappeenranta, FIN	2/13/71	Calgary-Saint John
WARD, Ed	6-3	205	Edmonton, AB	11/10/69	Calgary-Saint John
DEFENCEMEN					
ALLISON, Jamie	6-1	190	Lindsay, ON	5/13/75	Calgary-Detroit (OHL)
BOUCHARD, Joel	6-0	185	Montreal, PQ	1/23/74	Calgary-Saint John
CHIASSON, Steve	6-1	205	Barnie, ON	4/14/67	Calgary
DAHL, Kevin	5-11	190	Regina, SK	12/30/68	Calgary
GAUTHIER, Denis	6-1	195	Montreal, PQ	10/1/76	Drummondville
HOUSLEY, Phil	5-10	185	St. Paul, MN	3/9/64	Calgary
KECZMER, Dan	6-1	190	Mt. Clemens, MI	5/25/68	Calgary
KONROY, Steve	6-1	195	Scarborough, ON	2/10/61	Calgary-Chicago (IHL)
MUSIL, Frank	6-3	215	Pardubice, CSSR	12/17/64	Calgary
PATRICK, James	6-2	200	Winnipeg, MB	6/14/63	Calgary
YAWNEY, Trent	6-3	195	Hudson Bay, SK	9/29/65	Calgary
ZALAPSKI, Zarek	6-1	215	Edmonton, AB	4/22/68	Calgary
GOALTENDERS					
KIDD, Trevor	6-2	190	Dugald, MB	3/29/72	Calgary
MUZZATTI, Jason	6-1	190	Toronto, ON	2/3/70	Calgary-Saint John
ROLOSON, Dwayne	6-1	180	Simcoe, ON	10/12/69	Saint John
TABARACCI, Rick	5-11	180	Toronto, ON	2/2/69	Calgary-Washington



Joel Otto: headed to St. Louis after 11 seasons in Calgary

1994-95 SCORING STATISTICS


P	NO	PLAYER	GP	G	A	PTS	+/-	PIM	PP	SH	GW	GT	S	PCT
R	14	THEOPHIL FLEURY	47	29	29	58	6	112	9	2	5	0	173	16.8
C	25	JOE NIEUWENDYK	46	21	29	50	11	33	3	0	4	0	122	17.2
D	6	PHIL HOUSLEY	43	8	35	43	17	18	3	0	0	0	135	5.9
C	26	ROBERT REICHEL	48	18	17	35	2	28	5	0	2	0	160	11.3
D	33	ZARLEY ZALAPSKI	48	4	24	28	9	46	1	0	1	0	76	5.3
D	21	STEVE CHASSON	45	2	23	25	10	39	1	0	0	0	110	1.8
C	13	GERMAN TITOV	40	12	12	24	6	16	3	2	3	0	88	13.6
C	29	JOEL OTTO	47	8	13	21	8	130	0	2	2	1	46	17.4
C	17	WES WALZ	39	6	12	18	7	11	4	0	1	0	73	8.2
L	12	PAUL KRUSE	45	11	5	16	13	141	0	0	2	0	52	21.2
R	23	SHELDON KENNEDY	30	7	8	15	5	45	1	0	0	0	44	15.9
R	22	RONNIE STERN	39	9	4	13	4	163	1	0	0	0	69	13.0
D	4	KEVIN DAHL	34	4	8	12	8	38	0	0	0	0	30	13.3
C	11	KELLY KISIO	12	7	4	11	2	6	5	1	0	0	26	26.9
C	32	MIKE SULLIVAN	34	4	7	11	2	14	0	0	2	0	31	12.9
R	16	NIKOLAI BORSCHESKY	27	0	10	10	0	0	0	0	0	0	40	0
		Toronto	19	0	5	5	3	0	0	0	0	0	28	0
		Calgary	8	0	5	5	7	0	0	0	0	0	12	0
D	5	JAMES PATRICK	43	0	10	10	3	14	0	0	0	0	43	0
R	15	SANDY MCCARTHY	37	5	3	8	1	101	0	0	2	0	29	17.2
D	28	LEONARD ESAU	15	0	6	6	10	15	0	0	0	0	21	0
		Edmonton	14	0	6	6	8	15	0	0	0	0	17	0
		Calgary	1	0	0	0	2	0	0	0	0	0	4	0
D	39	OAN KECZMER	28	2	3	5	7	10	0	0	0	0	33	6.1
L	41	ALAN MAY	34	2	3	5	3	119	0	0	0	0	28	7.1
		Dallas	27	1	1	2	1	106	0	0	0	0	23	4.3
		Calgary	7	1	2	3	2	13	0	0	0	0	5	20.0
D	3	FRANK MUSIL	35	0	5	5	6	61	0	0	0	0	18	0
L	10	GARY ROBERTS	8	2	2	4	1	43	2	0	0	0	20	10.0
L	19	*VESA VIITAKOSKI	10	1	2	3	1	6	1	0	0	0	6	16.7
R	42	*ED WARD	2	1	1	2	2	2	0	0	0	0	1	100.0
R	16	MARK GREIG	8	1	1	2	1	2	0	0	0	0	5	20.0
C	20	*CORY STILLMAN	10	0	2	2	1	2	0	0	0	0	7	0
D	18	TRENT YAWNEY	37	0	2	2	4	108	0	0	0	0	20	0
C	38	*TODD HLUSHKO	2	0	1	1	1	2	0	0	0	0	3	0
L	24	JIM PEPLINSKI	6	0	1	1	2	11	0	0	0	0	5	0
C	92	MICHAEL NYLANDER	6	0	1	1	1	2	0	0	0	0	2	0
D	7	STEVE KONROYD	1	0	0	0	0	0	0	0	0	0	0	0
D	7	*JAMIE ALLISON	1	0	0	0	0	0	0	0	0	0	0	0
D	34	*JOEL BOUCHARD	2	0	0	0	0	0	0	0	0	0	0	0
C	35	NEIL EISENHUT	3	0	0	0	0	0	0	0	0	0	2	0
L	28	BARRY NECKAR	3	0	0	0	0	12	0	0	0	0	0	0
L	27	*SCOTT MORROW	4	0	0	0	0	0	0	0	0	0	1	0
GOALTENDER			GP	MIN	AVG	W	L	T	EN	SO	GA	SA	SPCT	
	36	*JASON MUZZATTI	1	10	.00	0	0	0	0	0	0	8	1	1.000
	31	RICK TABARACCI	5	202	1.49	2	0	1	0	0	5	93	946	
	37	TREVOR KIDD	43	2463	2.61	22	14	6	4	3	107	1170	909	
	1	*ANDREI TREFILOV	6	236	4.07	0	3	0	3	0	16	130	877	
TOTALS			48	2922	2.77	24	17	7	7	3	135	1408	904	




Trevor Kidd: 22 wins with .909 save percentage, 2.61 average and three shutouts in 43 games as sophomore

1995 DRAFT CHOICES

20. Denis Gauthier Jr.
D, Drummondville (QMJHL)
46. Pavel Smirnov
C/W, Molot Perm (CIS)
72. Rocky Thompson
D, Medicine Hat (WHL)
98. Jan Labraaten
LW, Farjestad Jr (SWE)
150. Clarke Wilm
C, Saskatoon (WHL)
176. Ryan Gillis
D, North Bay (OHL)
233. Steve Shirreffs
D, Hotchkiss (USS)



Ronnie Stern



Paul Kruse



FORECAST 1995-96

OFFENCE

If the Western Conference had had a Hart Trophy nominee, it might have been Fleury, with matching totals of 29 goals and assists, five of the goals being game winners. It marked the third time in five years the diminutive forward has led the club in scoring. He also had seven goals and 14 points in the playoffs. Nieuwendyk also had 29 assists, four playoff goals and was a solid plus 11. Roberts should reach the 70- to 90-point range if completely healthy. German Titov eventually caught fire last year with five playoff goals. Left winger Paul Kruse chipped in with 11 goals and 16 points, and was tops among the forwards with a plus 13. The Flames took a chance on right winger Nikolai Borschevsky, badly injured after a 74-point rookie season with Toronto. Veteran centre Kelly Kisio had seven goals in only 12 games. The Flames have high hopes for Nylander, who has 18 points in 30 regular-season and playoff games with the team.

DEFENCE

Housley made noises about not coming here after the trade with St. Louis, but put together a solid season and tied Ray Bourque with 43 points for second place among defencemen. His plus 17 was best on the club. Housley, Eric Lindros and Mark Messier had League-leading eight-game assist streaks. Steve Chiasson was consistent in his first Calgary season with 23 assists and a plus-10 rating. Zarley Zalapski was second to Housley among the team's blueliners, excelling in his home province with his 28 points. Although it was veteran James Patrick's worst season, he still has a lot to offer. The Flames have a number of other veterans guarding the fort, such as Frank Musil, Trent Yawney and Kevin Dahl.

GOALTENDING

Kidd didn't live up to his surname, showing the poise of a seasoned stopper in his first full year as Vernon's heir. Only

Patrick Roy played more than Kidd's 2,463 minutes and Kidd had 22 wins, tied with Ed Belfour, second only to Ken Wregget. His .909 save percentage was also worthy of high praise. Ironically, his understudy, Rick Tabaracci, was tied for the League's best goals-against average of 2.11, having played the bare minimum 13 games, the last five for Calgary. The Flames have been hoarding goaltending prospects for the last few years. Jason Muzzatti remains on the farm, although Andrei Trefilov has departed for Buffalo.

SPECIAL TEAMS

The injury factor saw the once mighty power play take a bit of a tumble. Fleury led the unit with nine goals. Five of Kisio's goals came on the power play. Housley doesn't have MacInnis's cannon shot and was held to three goals, but helped on 17 others. The penalty killers made a come-back, achieving 85.1%

success, fourth in the League. Fleury, Titov and Otto had two shorthand goals each.

NEW FACES


Page is, of course, the most important new face. Some others arrived ahead of schedule last year, owing to the lineup turmoil. The club has high hopes for left winger Vesa Viitakoski, who played in 10 games last year. Former No. 1 pick Cory Stillman also played 10 games, but will get more of a chance this time. Joel Bouchard is an offensive defenceman waiting for a shot while on the farm in Saint John.

OUTLOOK

Despite the departure of Otto, the Flames still remain deep in talent and experience. They are solid in goal, strong on the blueline and if Nieuwendyk, Fleury, Housley and a healthy Roberts are on target, the Flames could catch fire next spring.




Phil Housley: blueline leader with 43 points and plus-17 rating



Joe Nieuwendyk: 21 goals, 50 points and solid plus-11 rating

**IN *my*
world**
THERE ARE
SUNNY
BREAKS



FOLLOW THE SUN TO MORE DESTINATIONS

At Air Canada Vacations, our goal is to offer you everything you want in a sun filled holiday. Your choice of 17 Caribbean Islands, Mexico, Florida, Las Vegas, California and Hawaii. But great destinations are only part of what we offer. As an Air Canada subsidiary you can count on the very best in-flight service. And you can count on us to visit every destination before you do. That means no surprises. No disappointments. Just a relaxing, carefree vacation. Call your travel agent for more information about Air Canada Vacations Sun Holidays. We'll do everything under the sun to ensure you'll have a holiday to remember for a long, long time.

AIR CANADA



VACATIONS

Resist the Usual

Oxygen. In a world
where follow-the-leader
is the norm, we are
the leaders to follow.



Contact Oxygen on the Internet at <http://www.GLOBALSPORTS/Atomic> or E-Mail at atomic@GLOBALSPORTS.COM

CHICAGO



At one stage late last season, the Chicago Blackhawks were on a 13-game winless streak, seemingly lost without their injured star Jeremy Roenick and in danger of missing the playoffs. Not only did they qualify, they bucked tremendous odds by coming back from losing the first two home games of the opening round against Toronto and then sweeping Vancouver before succumbing to the Red Wings in the Conference Final.

But they'll have to take the next step without head coach Darryl Sutter, who resigned for family reasons. His replacement is former Minnesota North Stars

defenceman Craig Hartsburg.

Hartsburg, 36, was Coach-of-the-Year with Guelph of the Ontario Hockey League last season after serving five years as an assistant with Philadelphia and Minnesota.

"We feel he is the brightest young prospect out there," said Chicago general manager Bob Pulford.


Though all eyes were on the evolution of the Hawks' offence as they moved to the new and larger United Center, Sutter hammered home a no-nonsense defensive policy that resulted in a league-low 115 goals against.

Two major assets in this area were, of course, respective First and Second Team All-Stars Chris Chelios on the blueline and Ed Belfour in goal. The former made a startling change in his hockey philosophy as the season went on, nidding himself of a wild streak to hone his ability as a field general.

Roenick fought all season to regain his form before his knee injury knocked him out until the second round of the playoffs. The burden on offence fell to free agent Bernie Nicholls, who responded in tremendous fashion, a team-high 51 points to show he's not through at age 34.

The greatest rejuvenation was by Denis Savard, a Hawks star of the 1980s, who came back to town quietly in the shadow of the Michael Jordan story and became the team's biggest play-off inspiration. He had 18 points in the three series, the most since he was traded to Montreal, ironically for Chelios.

Another rewarding aspect for Pulford was the strong play of Chicago's second tier of stars. Joe Murphy broke out for a team-high 23 goals and left winger Patrick Poulin was a plus 13. Murray Craven, a late-season acquisition, enhanced the club's size and scoring.



Veteran Chris Chelios enjoyed another fine season, recording 38 points and a plus-17 rating.

BLACKHAWKS



CENTRAL
DIVISION


FIVE YEAR POINT PERCENTAGE

	40	50	60	70	80	90	100	110	120
90/91									106
91/92						87			
92/93								106	
93/94						87			
94/95			53						

48-GAME SCHEDULE

1994-95 RECORD VERSUS CONFERENCE


OPPOSITION	HOME					ROAD					OVERALL					PCT
	W	L	T	W	L	T	W	L	T	GF	GA	PTS	GF	GA	PTS	
ANAHEIM	2	0	0	1	1	0	4	3	1	0	12	5	6	750		
CALGARY	0	1	1	1	1	0	4	1	2	1	11	14	3	375		
DALLAS	1	1	0	1	2	0	5	2	3	0	10	10	4	400		
DETROIT	0	3	0	1	1	0	5	1	4	0	9	15	2	200		
EDMONTON	2	0	0	2	0	0	4	4	0	0	21	4	8	1,000		
LOS ANGELES	1	1	0	2	0	0	4	3	1	0	22	12	6	750		
SAN JOSE	1	1	0	1	1	0	4	2	2	0	13	10	4	500		
ST LOUIS	0	1	1	1	0	1	4	1	1	2	10	7	4	500		
TORONTO	1	1	1	0	1	1	5	1	2	2	12	13	4	400		
VANCOUVER	2	0	0	2	0	0	4	4	0	0	25	10	8	1,000		
WINNIPEG	1	1	0	1	2	0	5	2	3	0	11	15	4	400		



Jeremy Roenick: 10 goals and 34 points despite missing 15 games

1995-96 PLAYER PERSONNEL

FORWARDS	HT	WT	PLACE OF BIRTH	DATE	1994-95 CLUB
AMONTE, Tony	6-0	190	Hingham, MA	8/2/70	Chicago
CRAVEN, Murray	6-2	185	Medicine Hat, AB	6/2/65	Chicago
CUMMINS, Jim	6-2	203	Dearborn, MI	5/17/70	Chicago-Tampa Bay
DAZE, Eric	6-4	202	Montreal, PQ	7/2/75	Chicago-Beaumont
OUBINSKY, Steve	6-0	190	Montreal, PQ	7/9/70	Chicago-Indianapolis
FISHER, Craig	6-3	190	Oshawa, ON	6/30/70	Indianapolis
GAUTHIER, Daniel	6-1	190	Charlemagne, PQ	5/17/70	Chicago-Indianapolis
GRAHAM, Dirk	5-11	190	Regina, SK	7/29/59	Chicago
GRIEVE, Brent	6-1	202	Oshawa, ON	5/9/69	Chicago
HUSKA, Ryan	6-2	194	Cranbrook, BC	2/7/75	Kamloops
KRIVOKRASOV, Sergei	5-11	175	Angarsk, USSR	4/15/74	Chicago-Indianapolis
LECOMTE, Eric	6-4	190	Montreal, PQ	4/15/75	Indianapolis-Sherbrooke
LEROUX, Jean-Yves	6-2	193	Montreal-Nord, PQ	6/24/76	Beaumont
MANLOW, Eric	6-0	190	Belleville, ON	4/7/75	Detroit (OHL)/Kitchener
MILLER, Kip	5-10	190	Lansing, MI	6/11/69	NY Islanders-Denver
MOREAU, Ethan	6-2	205	Huntsville, ON	9/22/75	Sudbury-Niagara Falls
MURPHY, Joe	6-1	190	London, ON	10/16/67	Chicago
NABOKOV, Dimitri	6-2	209	Novosibirsk, USSR	1/4/77	Krynja Sovetov
NICHOLLS, Bernie	6-1	185	Haliburton, ON	6/24/61	Chicago
POMICHTER, Mike	6-1	200	New Haven, CT	9/10/73	Indianapolis
POULIN, Patrick	6-1	208	Vanier, PQ	4/23/73	Chicago
PROBERT, Bob	6-3	225	Windsor, ON	6/5/65	Did Not Play
PROKOPCZ, Mike	6-2	190	Toronto, ON	5/17/74	Indianapolis
ROENICK, Jeremy	6-0	190	Boston, MA	1/17/70	Chicago
SAVARD, Denis	5-10	175	Poimble-Gatineau, PQ	2/4/61	Chicago-Tampa Bay
SHANTZ, Jeff	6-0	184	Duchess, AB	10/10/73	Chicago-Indianapolis
SUTTER, Brent	5-11	180	Viking, AB	6/10/62	Chicago
DEFENCEMEN					
CARNEY, Keith	6-2	205	Providence, RI	2/3/70	Chicago
CHELLOS, Chris	6-1	192	Chicago, IL	1/25/62	Chicago
DIDUCK, Gerald	6-2	207	Edmonton, AB	4/6/65	Chicago-Vancouver
DROPPA, Ivan	6-3	209	L. Mikulas, CSSR	2/1/72	Indianapolis
LAFAMME, Christian	6-1	195	St-Charles, PQ	11/24/76	Beaumont
RUSSELL, Cam	6-4	200	Halifax, NS	1/12/69	Chicago
SMITH, Steve	6-4	215	Glasgow, SCOT	4/30/63	Chicago
SUTER, Gary	6-0	190	Madison, WI	6/24/64	Chicago
WEINRICH, Eric	6-1	210	Roanoke, VA	12/19/66	Chicago
GOALTENDERS					
BELFOUR, Ed	5-11	182	Carman, MB	4/21/65	Chicago
HACKETT, Jeff	6-1	185	London, ON	6/1/68	Chicago
SOUCY, Christian	5-11	160	Gatineau, PQ	9/14/70	Indianapolis
WAITE, Jimmy	6-1	180	Sherbrooke, PQ	4/15/69	Chicago-Indianapolis



Jeff Shantz: six goals, 18 points and plus 11 over 45 games

1994-95 SCORING STATISTICS


P	NO	PLAYER	GP	G	A	PTS	+/-	PIM	PP	SH	GW	GT	S	PCT
C	92	BERNIE NICHOLLS	48	22	29	51	4	32	11	2	5	0	114	19.3
R	17	JOE MURPHY	40	23	18	41	7	89	7	0	3	0	120	19.2
D	7	CHRIS CHELOS	48	5	33	38	17	72	3	1	0	0	166	3.0
D	20	GARY SUTER	48	10	27	37	14	42	5	0	0	0	144	6.9
R	10	TONY AMONTE	48	15	20	35	7	41	6	1	3	1	105	14.3
C	27	JEREMY ROENICK	33	10	24	34	5	14	5	0	1	0	93	10.8
L	44	PATRICK POULIN	45	15	15	30	13	53	4	0	2	0	77	19.5
C	18	DENIS SAVARD	43	10	15	25	3	18	2	0	1	0	82	12.2
		Tampa Bay	31	6	11	17	6	10	1	0	1	0	56	10.7
		Chicago	12	4	4	8	3	8	1	0	0	0	26	15.4
R	25	SERGEI KRIVOKRASOV	41	12	7	19	9	33	6	0	2	1	72	16.7
C	11	JEFF SHANTZ	45	6	12	18	11	33	0	2	0	0	58	10.3
C	12	BRENT SUTTER	47	7	8	15	6	51	1	0	1	0	65	10.8
R	33	DIRK GRAHAM	40	4	9	13	2	42	1	1	0	0	68	5.9
D	2	ERIC WEINRICH	48	3	10	13	1	33	1	0	2	0	50	6.0
D	5	STEVE SMITH	48	1	12	13	6	128	0	0	0	0	43	2.3
L	32	MURRAY CRAVEN	16	4	3	7	2	2	1	0	2	0	29	13.8
L	19	BRENT GRIEVE	24	1	5	6	2	23	0	0	0	0	30	3.3
R	15	JIM CUMMINS	37	4	1	5	6	158	0	0	1	0	23	17.4
		Tampa Bay	10	1	0	1	3	41	0	0	1	0	3	33.3
		Chicago	27	3	1	4	3	117	0	0	0	0	20	15.0
D	6	GERALD DIDUCK	35	2	3	5	5	63	1	0	0	0	42	4.8
		Vancouver	22	1	3	4	8	15	1	0	0	0	25	4.0
		Chicago	13	1	0	1	3	48	0	0	0	0	17	5.9
D	8	CAM RUSSELL	33	1	3	4	4	88	0	0	0	0	18	5.6
D	3	GREG SMYTH	22	0	3	3	2	33	0	0	0	0	10	0
L	55	*ERIC DAZE	4	1	1	2	2	2	0	0	0	0	1	100.0
D	26	ROGER JOHANSSON	11	1	0	1	1	6	0	0	0	0	10	10.0
D	4	KEITH CARNEY	18	1	0	1	1	11	0	0	1	0	14	7.1
L	34	TONY HORACEK	19	0	1	1	4	25	0	0	0	0	6	0
L	23	*DANIEL GAUTHIER	5	0	0	0	0	0	0	0	0	0	4	0
R	29	DARIN KIMBLE	14	0	0	0	5	30	0	0	0	0	2	0
C	22	STEVE DUBINSKY	16	0	0	0	5	8	0	0	0	0	16	0
GOALTENDER			GP	MIN	AVG	W	L	T	EN	SO	GA	SA	SPCT	
30	ED BELFOUR		42	2450	2.28	22	15	3	4	5	93	990	.906	
31	JEFF HACKETT		7	328	2.38	1	3	2	0	0	13	150	.913	
49	JIM WAITE		2	119	2.52	1	1	0	0	0	5	51	.902	
TOTALS			48	2909	2.37	24	19	5	4	5	115	1195	.904	




Denis Savard: seven goals, club-high 18 points and solid plus-12 rating in 16 playoff games

1995 DRAFT CHOICES

19. Dimitri Nabokov
C, Krylya Sovetov Moscow (CIS)
45. Christian Laflamme
D, Beauport (QMJHL)
71. Kevin McKay
D, Moose Jaw (WHL)
82. Chris Van Dyk
D, Windsor (OHL)
97. Pavel Kriz
D, Tri-City (WHL)
146. Marc Magliarditi
G, Des Moines (USJRA)
149. Marty Wilford
D, Oshawa (OHL)
175. Steve Tardif
C, Drummondville (QMJHL)
201. Casey Hankinson
LW, U. of Minnesota (USC)
227. Mike Pittman
C, Guelph (OHL)



Sergei Krivokrasov



Bernie Nicholls



FORECAST 1995-96

OFFENCE

Nicholls' 22 goals were three more than he had with New Jersey in 61 games. He also had a 19.3 shooting percentage, a conference-best three hat tricks and a six-point game. But he was held to a goal in the playoffs. It was a difficult season on and off the ice for Roenick, but he was a point a game in the regular season before the injury. If Murphy can keep the same pace, the Hawks hope Tony Amonte (15 goals and 35 points) can do likewise. A group of young Hawks forwards seems on the edge of making a big impact, led by Jeff Shantz. Sergei Krivokrasov and Eric Daze, the latter a late-season call-up with lots of promise. Savard may not be quite as effective in an 82-game schedule, but Craven will be a plus in a full season.

DEFENCE

As most predicted, Chelios and Suter flourished in their first full season together since they both

played their college hockey at Wisconsin. But it was Chelios grabbing the headlines and his fourth Norris Trophy nomination. He led the Hawks in assists (33), plus-minus (17) and shots (166). Suter's 37 points were only one behind Chelios. The Hawks blue-line staff was bolstered by the return of a healthy Steve Smith. Eric Weinrich had six playoff points and was a plus 8, second best on the club in playoffs. The acquisition of Gerald Diduck further supported the new-look Hawks. Dependable Cam Russell played well in every playoff game.

GOALTENDING

Belfour and the Jennings Trophy are getting to be synonymous. He recorded his lowest ever goals-against average of 2.28 to earn his third award in five years. He whittled that further to 2.19 in the playoffs. He banked another five regular-season shutouts to tie Dominik Hasek for the League lead last year and to give him 28 overall to match Patrick Roy as the active League

leader. Belfour has appeared in 332 regular-season games for the Hawks and the team has won or tied 208 of them. Jeff Hackett and Jimmy Waite, who was re-acquired from San Jose in early February, will battle for the back-up position. They are both talented, but with Belfour playing the bulk of the games they didn't see much action, appearing in just nine games between them.

SPECIAL TEAMS

In spite of the winless streak, Chicago came under the wire with the League's best power play, a 24.5% success rate. Fourteen players had at least one power-play goal, including 11 by Nicholls and 9 by the defencemen. Chicago's 84.2% penalty killing kept it in the League's top 10 and, combined with the power play, placed Chicago fourth on the special teams index with a plus 20. Seven times the Hawks scored


shorthanded, with Nicholls and Shantz getting two each.

NEW FACES


Hartsburg of course. Daze should stick this season. The Hawks expect to grade their 1994 No. 1 draft pick, winger Ethan Moreau, for possible full-time duty. The next group on the farm includes right winger Mike Prokopec. Chicago used their first 1995 pick, 19th overall, on Russian centre Dimitri Nabokov.

OUTLOOK

A great start was needed for the new building and the Hawks obliged with a strong finish that included five wins to finish the regular season. Chicago's average attendance topped the League at 20,833 per game. The superstars in the cast still have good years left in them and Hartsburg's thoughtful, calm approach helps him get the most out of any underachievers.




Tony Amonte: 15 goals, 35 points and plus seven in 48 games



Joe Murphy: 23 goals, 41 points and plus seven in 40 games

Unplugged, But still working.

ZAURUS. THE SMALLEST PDA TO GIVE YOU THE POWER TO EASILY WRITE, TYPE AND COMMUNICATE ANYTIME, ANYWHERE.



PC Link



Fax

ZAURUS
MEANS BUSINESS. ANYTIME, ANYWHERE.


You're unplugged and now you have the freedom to do business and communicate with the four corners of the world from just about anywhere. Introducing Zaurus, the Keyboard-enhanced Personal Digital Assistant (K-PDA). 385 grams of pocket-sized technology that works with a pen and keyboard. To jot notes, to sketch ideas, to type then sign a document, to wirelessly connect to your PC. And, with PCMCIA Type II cards, expand memory or communication via e-mail or fax. Also you can work anytime, anywhere. For more information, call 1-800-56-SHARP.

SHARP
FROM SHARP MINDS
COME SHARP PRODUCTS™

LCD

PDAs • ELECTRONIC ORGANIZERS • LCD PRESENTATION SYSTEMS • LASER PRINTERS • COPIERS • FACSIMILE • CALCULATORS

© 1995 Sharp Electronics of Canada Ltd. Optional accessories may be required for some applications.
® A Registered trademark of Sharp Corporation, Japan. Sharp Electronics of Canada Ltd. is a registered user.

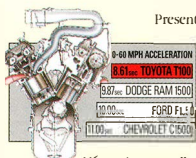


ALL-NEW TOYOTA TACOMA XTRACAB 4X4



NEW FULL-SIZE TOYOTA T100 XTRACAB 4X4

SEND THE COMPETITION TO THE SHOWERS.



Presenting Toyota Tacoma and Full-Size Toyota T100 Xtracab, built to outperform the competition on any field, in any game.

Their totally new class-leading engines develop more power than ever before.

The T100's new 190 hp 3.4 litre, 24-valve

V6 engine actually outruns the larger standard V8s of Ford, Dodge and Chevy full-size trucks* (see chart). Tacoma's 4 cylinder 2.4 litre powerplant beats the leading competition's

standard V6s** and its 3.4 litre V6 (available on 4x4 model only) outmuscles their biggest V6s***. So you don't just lead the class, you blow them away.

All this power plus Toyota's legendary reputation for quality, ride comfort, handling and safety. The all-new Toyota Tacoma and Full-Size Toyota T100 Xtracab - two reasons why the competition is throwing in the towel. For more information or a test drive, visit your neighbourhood

Toyota Dealer today.



Your Toyota Dealer is a proud sponsor of Canadian Special Olympics

*Performance based on United States Auto Club (USAC) 1995 certified acceleration tests w/ and w/o 500-lb. payload. T100 4x2 Xtracab SR5 versus similarly equipped full-size extended cab standard V8 Chevrolet, Dodge and Ford trucks. **USAC-1995 certified acceleration tests w/ and w/o 1,000-lb. payload of Tacoma 4x2 2.4 L 5-speed vs. similarly equipped Chevy S-10 and Ford Ranger standard V6s. ***USAC-1995 certified acceleration tests Tacoma 4x4 3.4 L Xtracab automatic vs. similarly equipped Chevy S-10 and Ford Ranger 4x4s with optional V6s. Driver-side airbag is a supplemental restraint only. To avoid serious injury, always wear your seatbelt.



The Colorado Rockies stayed six years, lost 281 games and few mourned when they left town for New Jersey in 1982.

But the Colorado Avalanche should do much better at the gate and on the ice. In fact the folks in the Centennial State may not have to wait long for a Stanley Cup Championship.

About 90% of the sweat has already been put into making this team a winner by the transplanted Nordiques management. A bounty of high draft picks, the arrival of general manager Pierre Lacroix and a couple of key trades turned the club into a contender.

With Jack Adams Award winner Marc Crawford behind the bench and Calder Trophy recipient Peter Forsberg on a roll, the team rocketed to first place overall in the tough Eastern Conference, fronted by 30 wins. The overall record of 30-13-5 represented the team's best showing in nine years.

The Quebec chapter of the story ended with a six-game, opening-round loss to the defending Cup champion New York Rangers. But the team now has a new name, a new home (McNichols Arena) and is now situated in the Pacific Division of the Western Conference.

Lacroix's attempts to put more heart into the franchise couldn't have worked out better. It began behind the bench where the energetic Crawford was working in the bigs for the first time.

Just 34 when the season opened, he clicked with the bur-

geoning young guns on the team, such as Joe Sakic, Mike Ricci, Forsberg, Owen Nolan and Stephane Fiset. On the ice, further inspiration came from ex-Maple Leafs Wendel Clark and Sylvain Lefebvre, and ex-Islander Uwe Krupp.

The character change in the team that had missed the playoffs the year before was amazing. Only three players ended up on the negative side of the plus/minus ledger. The club had nine players hit double figures in goals, a number equalled only by Pittsburgh. Nolan overcame a problem-plagued 1993-94 season to reach the 30-goal plateau and to lead the League with eight game winners.

The Avalanche would like to continue their strong play at home, where they ran up a League-best 19-14 record. And that might not be too difficult, considering that the lineup remains virtually intact.



A healthy Owen Nolan returned to record 30 goals, including a League-high eight game winners.

AVANLANCE



PACIFIC
DIVISION

FIVE YEAR POINT PERFORMANCE

	40	50	60	70	80	90	100	110	120
90/91		46							
91/92		52							
92/93							104		
93/94					76				
94/95			65						

48-GAME SCHEDULE

1994-95 RECORD VERSUS CONFERENCE


OPPOSITION	HOME			ROAD			OVERALL						
	W	L	T	W	L	T	GP	W	L	T	GF	GA	PCT
BOSTON	1	0	1	2	0	0	4	3	0	1	15	6	7 875
BUFFALO	1	0	1	1	1	0	4	2	1	1	16	11	5 625
FLORIDA	1	0	0	1	1	0	3	2	1	0	11	9	4 666
HARTFORD	2	0	0	1	1	0	4	3	1	0	11	6	6 750
MONTREAL	1	0	1	0	2	0	4	1	2	1	13	14	3 375
NEW JERSEY	2	0	0	0	2	0	4	2	2	0	14	12	4 500
NY ISLANDERS	1	0	0	1	1	0	3	2	1	0	7	8	4 666
NY RANGERS	2	0	0	1	0	0	3	3	0	0	9	5	6 1000
OTTAWA	2	0	0	1	0	1	4	3	0	1	25	13	7 875
PHILADELPHIA	1	0	1	2	0	0	4	3	0	1	18	11	7 875
PITTSBURGH	1	1	0	1	1	0	4	2	2	0	17	18	4 500
TAMPA BAY	2	0	0	0	0	1	3	2	1	0	14	8	4 666
WASHINGTON	2	0	0	0	2	0	4	2	2	0	15	13	4 500



Wendel Clark: 10 goals and 30 points despite missing 11 games

1995-96 PLAYER PERSONNEL

FORWARDS	HT	WT	PLACE OF BIRTH	DATE	1994-95 CLUB
BROUSSEAU, Paul	6-2	203	Pierrelonds, PO	9/18/73	Cornwall
CLARK, Wendel	5-11	194	Keelvington, SK	10/25/66	Quebec
CORBET, Rene	6-0	187	Victoriaville, PQ	6/25/73	Quebec-Cornwall
DEADMARSH, Adam	6-0	195	Trail, BC	5/10/75	Quebec
FORSBERG, Peter	6-0	190	Drmskoldsvik, SWE	7/20/73	Quebec
FRIEDMAN, Doug	6-1	189	Cape Elizabeth, ME	9/1/71	Cornwall
HUARD, Bill	6-1	215	Welland, ON	6/24/67	Quebec-Orawa
KAMENSKY, Valeri	6-2	198	Voskresensk, USSR	4/18/66	Quebec
KOVALENKO, Andrei	5-10	200	Balakovsk, USSR	6/7/70	Quebec
LAPORTE, Claude	5-9	181	Lachine, PQ	10/11/68	Quebec
MATTE, Christian	5-11	166	Hull, PQ	1/20/75	Granby
NOLAN, Owen	6-1	201	Belfast, IRE	2/12/72	Quebec
RICCI, Mike	6-0	190	Scarborough, ON	10/27/71	Quebec
RUCINSKY, Martin	6-0	190	Most, CSSR	3/1/71	Quebec
SAKIC, Joe	5-11	185	Burnaby, BC	7/7/69	Quebec
SCHULTE, Paxton	6-2	217	Ionawa, AB	7/16/72	Cornwall
SIMON, Chris	6-3	219	Wawa, ON	1/30/72	Quebec
WILSON, London	6-2	202	Brampton, ON	3/3/75	Cornwall-North Dakota
YELLE, Stephane	6-1	162	Ottawa, ON	5/9/74	Cornwall
YOUNG, Scott	6-0	190	Clinton, MA	10/1/67	Quebec
DEFENCEMEN					
BELAK, Wade	6-4	203	Saskatoon, SK	3/7/73	Cornwall-Saskatoon
BREKKE, Brent	6-1	175	Minot, ND	8/16/71	Cornwall
BRENNAN, Richard	6-2	200	Schenectady, NY	11/26/72	Boston University
FINN, Steven	6-0	191	Laval, PQ	8/20/66	Quebec
FOOTE, Adam	6-1	202	Toronto, ON	7/10/71	Quebec
GUSAROV, Alexei	6-3	185	Leningrad, USSR	7/8/64	Quebec
KLEMM, Jon	6-3	200	Cranbrook, BC	1/8/70	Quebec
KRUPP, Uwe	6-6	235	Cologne, GER	6/24/65	Quebec
LAUKKANEN, Janne	6-0	180	Lahli, FIN	3/19/70	Quebec-Cornwall
LEFEBVRE, Sylvain	6-2	205	Richmond, PQ	10/14/67	Quebec
LESCHYSHYN, Curtis	6-1	205	Thompson, MB	9/21/69	Quebec
MILLER, Aaron	6-3	197	Buffalo, NY	8/11/71	Quebec-Cornwall
MYRVOLD, Anders	6-1	178	Lorenskog, NOR	8/12/75	Laval
PARROTT, Jeff	6-1	195	The Pas, MB	4/6/71	Cornwall
SLANEY, John	5-11	186	St John's, NF	2/7/72	Washington-Portland
WOLAMIN, Craig	6-3	205	GrossePointe, MI	7/27/67	Quebec
GOALTENDERS					
ELLIS, Aaron	6-1	170	Indianapolis, IN	5/13/74	Belleville-Detroit (OHL)
FISER, Stephane	6-1	195	Montreal, PQ	6/17/70	Quebec
SCHULMISTRA, R.	6-2	186	Sudbury, ON	4/1/71	Cornwall
THIBAUT, Jocelyn	5-11	170	Montreal, PQ	1/12/75	Quebec




Sylvain Lefebvre: 13 points and plus 13 in 48 games on blueline

1994-95 SCORING STATISTICS

P	NO	PLAYER	GP	G	A	PTS	+/-	PIM	PP	SH	GW	GT	\$	PCT
C	19	JOE SAKIC	47	19	43	62	7	30	3	2	5	0	157	12.1
C	21	*PETER FORSBERG	47	15	35	50	17	16	3	0	3	0	86	17.4
R	11	OWEN NOLAN	46	30	19	49	21	46	13	2	8	0	137	21.9
R	48	SCOTT YOUNG	48	18	21	39	9	14	3	3	0	0	167	10.8
C	9	MIKE RICCI	48	15	21	36	5	40	9	0	1	1	73	20.5
L	17	WENDEL CLARK	37	12	18	30	1-	45	5	0	0	0	95	12.6
L	13	VALERI KAMENSKY	40	10	20	30	3	22	5	1	5	0	70	14.3
C	28	BOB BASSEN	47	12	15	27	14	33	0	1	1	0	66	18.2
R	51	ANDREI KOVALENKO	45	14	10	24	4-	31	1	0	3	0	63	22.2
D	4	UWE KRUPP	44	6	17	23	14	20	3	0	1	1	102	5.9
R	18	*ADAM DEADMARSH	48	9	8	17	16	56	0	0	0	1	48	18.8
D	7	CURTIS LESCHYSHYN	44	2	13	15	29	20	0	0	0	0	43	4.7
D	2	SYLVAIN LEFEBVRE	48	2	11	13	13	17	0	0	0	0	81	2.5
C	47	CLAUDE LAPOINTE	29	4	8	12	5	41	0	0	0	0	40	10.0
L	12	CHRIS SIMON	29	3	9	12	14	106	0	0	0	0	33	9.1
L	25	MARTIN RUCINSKY	20	3	6	9	5	14	0	0	0	0	32	9.4
D	6	CRAIG WOLANIN	40	3	6	9	12	40	0	0	0	0	36	8.3
D	52	ADAM FOOTE	35	0	7	7	17	52	0	0	0	0	24	.0
L	15	BILL HUARD	33	3	3	6	0	77	0	0	0	1	21	14.3
		Ottawa	26	1	1	2	2-	64	0	0	0	0	15	6.7
		Quebec	7	2	2	4	2	13	0	0	0	1	6	33.3
R	23	PAUL MACDERMID	14	3	1	4	3	22	0	0	1	0	13	23.1
R	14	*DWAYNE NORRIS	13	1	2	3	1	2	0	0	1	0	7	14.3
D	5	ALEXEI GUSAROV	14	1	2	3	1-	6	0	0	1	0	7	14.3
L	20	*RENE CORBET	8	0	3	3	3	2	0	0	0	0	4	.0
D	31	*AARON MILLER	9	0	3	3	2	6	0	0	0	0	12	.0
D	22	*JANNE LAUKKANEN	11	0	3	3	3	4	0	0	0	0	12	.0
D	29	STEVEN FINN	40	0	3	3	1	64	0	0	0	0	28	.0
D	24	*JON KLEMM	4	1	0	1	3	2	0	0	0	0	5	20.0
GOALTENDER			GP	MIN	AVG	W	L	T	EN	SO	GA	SA	SPCT	
	41	JOCELYN THIBAUT	18	898	2.34	12	2	2	0	1	35	423	.917	
	35	STEPHANE FISET	32	1879	2.78	17	10	3	1	2	87	968	.910	
	1	*GARTH SNOW	2	119	5.55	1	1	0	0	0	11	63	.825	
TOTALS			48	2908	2.76	30	13	5	1	3	134	1455	.908	

1995 DRAFT CHOICES

25. Marc Denis
G, Chicoutimi (QMJHL)
51. Nic Beaudoin
LW, Detroit (OHL)
77. John Tripp
RW, Oshawa (OHL)
81. Tomi Kalilo
LW, Kiekko-67 (FIN)
129. Brent Johnson
G, Owen Sound (OHL)
155. John Cirjak
RW, Spokane (WHL)
181. Dan Smith
D, U. of British Columbia (CANC)
207. Tomi Hirvonen
C, Ilves Jr (FIN)
228. Chris George
RW, Samia (OHL)



Mike Ricci



Adam Deadmarsh



Stephane Fiset: 17-10-3 record in 32 games with .910 save percentage, 2.78 average and two shutouts



FORECAST 1995-96

OFFENCE

For the fifth time in six years, Sakic led the team in scoring, his 62 points just nine shy of the league lead. He was also third in league assists with 43. Nolan was a plus 21 as well as tying for third spot in league goals. Forsberg was the league's best rookie scorer, his 50 points 11 ahead of his nearest rival, leading in assists and power-play assists as well. And based on his first year, he might blow past everyone in an 82-game schedule. Forsberg's 36 points in the second half of the shortened season tied for the second best in the league. Scott Young has quietly put together three solid seasons with this franchise and topped a 39-point season with six in the playoffs to tie for the team lead. Clark and Valeri Kamensky both rang in with 30 points in injury-shortened seasons. Rookie right winger Adam Deadmarsh chipped in with 17 points. Free-agent centre Bob Bassen signed with Dallas and he will be missed.

DEFENCE

The team's defence isn't stocked with Norris Trophy candidates, but manages to get the job done. Lefebvre toughened the team in front of the net, while Krupp, coming off an injury in 1993-94 that limited him to 41 games, put his muscle to good use and led the defence with 23 points as well. He had the only hat trick by a defenceman in the league last season. The play of the veterans had a confidence-building effect on the young Nordiques blueliners who'd been struggling through the tough years. Curtis Leschyshyn tied for second in league plus/minus with plus 29. He, Craig Wolanin, Adam Foote and Steven Finn had suffered through the worst and were happy to be around when the team turned the corner.

GOALTENDING

Inexperience was supposed to be the weak link in this team, but someone forgot to tell Fiset and Jocelyn Thibault. For the

second straight year, this tandem in its early 20s handled the load, this time finishing ninth overall in the league with a 2.76 goals-against average. Fiset played in 32 games, lowering his personal mark from 3.39 the previous year to 2.78, while Thibault (12-2-2) dropped from 3.31 to 2.34 and had a team-high .917 save percentage. The playoffs were a different story, but both youngsters will benefit from the experience. Garth Snow appeared in two games, but he was traded to Philadelphia in the off-season.

SPECIAL TEAMS

The club's dynamic offence helped in this department where they ranked sixth on the index at 13 with the promise of even better things this season. Nolan's 13 power-play goals tied for second in the league and helped the power-play unit to a tie for second overall with Detroit at 24.2%. Ricci had nine, and Clark and Kamensky combined for 10. The unit allowed just three short-hand goals. The penalty killers were in the middle of the pack.

Young had three of the club's nine shorthand goals, Sakic and Nolan two each.

NEW FACES


The Avalanche expect big things from big winger Landon Wilson when he arrives from the University of North Dakota. John Slaney was acquired from the Capitals in the offseason and he will be looking for a spot on the blue line along with Janne Laukkanen and Jon Klemm. Both had brief auditions last year. Promising forwards Rene Corbet and Dwayne Norris could stick this season.

OUTLOOK

Games against Detroit in this conference should be classics, but the Avalanche may find the physical play in the West is a little more intense and they'll have to make a major adjustment in travel habits. Still they're in a new home that will welcome them with open arms. Their improvement of last year should continue unabated.



Scott Young: 18 goals, including three on penalty-killing unit



Uwe Krupp: 23 points and plus 14 over 44 games on blueline



Bob Gainey played the waiting game most of the 1994-95 season, trying to get his team healthy and playing cohesive hockey at the same time.

The general manager/coach of the Dallas Stars got his wish inasmuch as the club was able to get 42 points and to make the playoffs by a single point. But the struggles cost them, and as the lowest playoff seed in the Western Conference they drew the powerful Detroit Red Wings in a first-round series that lasted just five games.

The biggest hole in the lineup was created by Mike Modano's ankle injury, holding him to 30 regularseason games and causing him to miss the Detroit

series. ● One of the game's new school of stars, Modano had back-to-back 93-point seasons, but was held to 29 in last year's shortened campaign.

Dave Gagner picked up some of the slack for Modano. Now 31, Gagner celebrated his eighth season with the franchise by leading the club with 42 points and by being the only Star to make it through all 48 games and the playoffs.

The circumstances did give rise to hard-nosed rookie forward Todd Harvey, who fearlessly took on all comers as well as placing eighth in team scoring.

Also feeling the pain were top defensive players Peter Zedel and Brent Gilchrist, held to 30 and 32 games respectively. Goaltender Darcy Wakaluk, one of the most underrated in the game, couldn't help the slide when he was injured for a spell.

At one point, the Stars had to recall both minor league goal-


tenders, Manny Fernandez and Mike Torchia, from Kalamazoo when both Wakaluk and Andy Moog were ailing. A bunch of other farmhands popped into the lineup, but mostly for just a game or two.

The uncertainty made for some streaky play on the part of the Stars. They were 14-3-3 when playing on back-to-back nights, including 8-1-1 on the second evening, but won just three of their remaining 28 games.

Some faces disappeared via the trade route, including the longest-serving Star, Neal Broten, in exchange for the quick Corey Millen. Gainey united Kevin Hatcher with his brother Derian, bringing in the former from the Washington Capitals, sending former captain Mark Tinordi the other way. At the trade deadline, veteran winger Greg Adams came over from the Canucks in exchange for speedy winger Russ Courtnall.

DALLAS

STARS



Veteran two-way centre Dave Gagner led the Dallas offence with his 14 goals and 42 points.




FIVE YEAR POINT PERFORMANCE

	40	50	60	70	80	90	100	110	120
90/ 91				68					
91/ 92				70					
92/ 93					82				
93/ 94						97			
94/ 95	42	48-GAME SCHEDULE							

1994-95 RECORD VERSUS CONFERENCE


OPPOSITION	HOME			ROAD			OVERALL						
	W	L	T	W	L	T	GP	W	L	T	GF	GA	PTS
ANAHEIM	2	0	0	2	0	0	4	4	0	0	19	3	8
CALGARY	0	1	1	1	1	0	4	1	2	1	8	14	3
CHICAGO	2	1	0	1	1	0	5	3	2	0	10	10	6
DETROIT	0	2	0	0	3	0	5	0	5	0	11	19	0
EDMONTON	1	0	1	1	1	0	4	2	1	1	12	10	5
LOS ANGELES	1	1	0	1	1	0	4	2	2	0	15	10	4
SAN JOSE	0	1	1	0	2	0	4	0	3	1	9	13	1
ST LOUIS	1	2	0	1	1	0	5	2	3	0	15	21	4
TORONTO	1	1	0	0	2	1	5	1	3	1	13	14	3
VANCOUVER	0	2	0	0	2	4	0	0	4	8	8	4	500
WINNIPEG	1	1	0	1	1	0	4	2	2	0	16	13	4



Mike Modano: 12 goals and 29 points despite missing 18 games

1995-96 PLAYER PERSONNEL

FORWARDS	HT	WT	PLACE OF BIRTH	DATE	1994-95 CLUB
ADAMS, Greg	6-3	198	Nelson, BC	6/24/65	Dallas-Vancouver
BASSEN, Bob	5-10	180	Calgary, AB	5/6/65	Quebec
BOYER, Zac	6-1	199	Inuvik, NWT	10/25/71	Dallas-Kalamazoo
BRADY, Neil	6-2	200	Montreal, PQ	4/12/68	Kalamazoo
BROTEN, Paul	5-11	190	Roseau, MN	10/27/65	Dallas
CHURLA, Shane	6-1	200	Fernie, BC	6/24/65	Dallas
COTE, Patrick	6-2	199	La Salle, PQ	1/24/75	Beaumont
DONNELLY, Mike	5-11	185	Detroit, MI	10/10/63	Dallas-Los Angeles
GAGNER, Dave	5-10	180	Chatham, ON	12/11/64	Dallas
GILCHRIST, Brent	5-11	185	Moose Jaw, SK	4/3/67	Dallas
HARVEY, Todd	6-0	195	Hamilton, ON	2/17/75	Dallas-Detroit (OHL)
IGINLA, Jarome	6-1	193	Edmonton, AB	7/1/77	Kamloops
JINMAN, Lee	5-10	160	Toronto, ON	1/10/76	North Bay
KENNEDY, Mike	6-1	170	Vancouver, BC	4/3/72	Dallas-Kalamazoo
KESA, Dan	6-0	198	Vancouver, BC	11/23/71	Syracuse
KLATT, Trent	6-1	205	Robbinsdale, MN	1/30/71	Dallas
KOVESHNIKOV, A.	6-2	187	Kiev, USSR	5/31/73	Sokol Kiev
LANGENBRUNNER, J.	5-11	185	Duluth, MN	7/24/75	Dallas-Kalamazoo
LAWRENCE, Mark	6-4	215	Burlington, ON	1/21/72	Dallas-Kalamazoo
LEHTINEN, Jere	6-0	185	Espoo, FIN	6/24/73	TPS Turku
LIND, Juh	5-11	172	Helsinki, FIN	1/2/74	Jokerit Helsinki
MARSHALL, Grant	6-1	185	Mississauga, ON	6/9/73	Dallas-Kalamazoo
MILLEN, Corey	5-7	170	Cloquet, MN	3/30/64	Dallas-New Jersey
MITCHELL, Jeff	6-1	190	Wayne, MI	5/16/75	Detroit (OHL)
MODANO, Mike	6-3	190	Livonia, MI	6/7/70	Dallas
WRIGHT, Jamie	6-0	172	Kitchener, ON	5/13/76	Guelph
DEFENCEMEN					
BONNER, Craig	6-4	205	Edmonton, AB	5/20/72	Kalamazoo
CAVALLINI, Paul	6-1	202	Toronto, ON	10/13/65	Dallas
HATCHER, Deran	6-5	225	Sterling Hts., MI	6/4/72	Dallas
HATCHER, Kevin	6-4	225	Detroit, MI	9/9/66	Dallas
HERTER, Jason	6-1	190	Haltford, SK	10/2/70	Kalamazoo
LALOR, Mike	6-0	200	Buffalo, NY	3/8/63	Dallas-Kalamazoo
LEDYARD, Grant	6-2	195	Winnipeg, MB	11/19/61	Dallas
LUDWIG, Craig	6-3	217	Rhineland, WI	3/15/61	Dallas
MATVICHUK, Richard	6-2	190	Edmonton, AB	2/5/73	Dallas-Kalamazoo
RICHARDS, Travis	6-2	195	Crystal, MN	3/22/70	Dallas-Kalamazoo
ZMOLEK, Doug	6-2	220	Rochester, MN	11/3/70	Dallas
GOALTENDERS					
FERNANDEZ, E	6-0	184	Etobicoke, ON	8/27/74	Dallas-Kalamazoo
MOOG, Andy	5-8	170	Penticton, BC	2/18/60	Dallas
WAKALUK, Darcy	5-11	180	Pincher Creek, AB	3/14/66	Dallas



Mike Donnelly: 11 goals and 25 points in 35 games with Stars

1994-95 SCORING STATISTICS

P	NO	PLAYER	GP	G	A	PTS	+/-	PIM	PP	SH	GW	GT	S	PCT
C	15	DAVE GAGNER	48	14	28	42	2	42	7	0	2	1	138	10.1
C	9	MIKE MODANO	30	12	17	29	7	8	4	1	0	0	100	12.0
D	4	KEVIN HATCHER	47	10	19	29	4-	66	3	0	2	1	138	7.2
L	11	MIKE DONNELLY Los Angeles Dallas	44	12	15	27	4-	33	3	0	3	0	116	10.3
			9	1	1	2	7-	4	0	0	0	0	22	4.5
			35	11	14	25	3	29	3	0	3	0	94	11.7
C	6	COREY MILLEN New Jersey Dallas	45	5	18	23	6	36	1	0	0	0	74	6.8
			17	2	3	5	2	8	0	0	0	0	30	6.7
			28	3	15	18	4	28	1	0	0	0	44	6.8
R	22	TRENT KLATT	47	12	10	22	2-	26	5	0	3	0	91	13.2
L	23	GREG ADAMS Vancouver Dallas	43	8	13	21	3-	16	3	2	0	0	72	11.1
			31	5	10	15	1	12	2	2	0	0	56	8.9
			12	3	3	6	4-	4	1	0	0	0	16	18.8
C	10	*TODD HARVEY	40	11	9	20	3-	67	2	0	1	0	64	17.2
L	39	*MIKE KENNEDY	44	6	12	18	4	33	2	0	0	0	76	7.9
D	12	GRANT LEDYARD	38	5	13	18	6	20	4	0	0	1	79	6.3
R	21	PAUL BROTEN	47	7	9	16	7-	36	0	0	0	1	67	10.4
D	2	DERIAN HATCHER	43	5	11	16	3	105	2	0	2	0	74	6.8
C	16	DEAN EVASON	47	8	7	15	3	48	1	0	0	0	53	15.1
C	41	BRENT GILCHRIST	32	9	4	13	3-	16	1	3	1	0	70	12.9
D	14	PAUL CAVALLINI	44	1	11	12	8	28	0	0	0	0	69	1.4
C	25	PETER ZEDEL	30	6	5	11	6-	19	0	0	1	0	47	12.8
D	3	CRAIG LUDWIG	47	2	7	9	6-	61	0	0	0	0	55	3.6
D	5	DOUG ZWOLEK	42	0	5	5	6-	67	0	0	0	0	28	0
R	27	SHANE CHURLIA	27	1	3	4	0	186	0	0	1	0	22	4.5
R	11	*JARKKO VARVO	5	1	1	2	1	0	1	0	0	0	9	11.1
D	24	RICHARD MATVICHUK	14	0	2	2	7-	14	0	0	0	0	21	0
D	43	GORD DONNELLY	16	1	0	1	1	52	0	0	0	0	9	11.1
R	29	*GRANT MARSHALL	2	0	1	1	1	0	0	0	0	0	0	0
R	37	*ZAC BOYER	1	0	0	0	0	0	0	0	0	0	1	0
D	28	*TRAVIS RICHARDS	2	0	0	0	0	0	0	0	0	0	1	0
R	38	*MARK LAWRENCE	2	0	0	0	0	0	0	0	0	0	0	0
C	20	*JAMIE LANGENBRUNNER	2	0	0	0	0	2	0	0	0	0	1	0
D	18	MIKE LALOR	12	0	0	0	0	9	0	0	0	0	6	0
GOALTENDER			GP	MIN	AVG	W	L	T	EN	SO	GA	SA	SPCT	
35		ANDY MOOG	31	1770	2.44	10	12	7	1	2	72	846	.915	
30		*EMMANUEL FERNANDEZ	1	59	3.05	0	1	0	0	0	3	27	.889	
34		DARCY WAKALUK	15	754	3.18	4	8	0	1	2	40	341	.883	
1		*MIKE TORCHIA	6	327	3.30	3	2	1	0	0	18	172	.895	
TOTALS			48	2925	2.77	17	23	8	2	4	135	1388	.903	

1995 DRAFT CHOICES


11. Jarome Iginla
C, Kamloops (WHL)
37. Patrick Cote
LW, Beauport (QMJHL)
63. Petr Buzek
D, Dukla Jihlava (CZE)
69. Sergei Gusev
D, Mayak Samara (CIS)
115. Wade Strand
D, Regina (WHL)
141. Dominic Marleau
D, Victoria (QMJHL)
173. Jeff Dewar
RW, Moose Jaw (WHL)
193. Anatoli Koveshnikov
LW, Sokol Kiev (CIS)
202. Sergei Luchinkin
W, Dynamo Moscow (CIS)
219. Steven Lowe
C, Sault-Ste-Marie (OHL)



Shane Churlia



Andy Moog: 10 wins with 2.44 average and solid .915 save percentage



Grant Ledyard: 18 points, including four goals on power-play unit

OFFENCE

Six of Modano's 29 points came in one night against Anaheim. He was still tops in plus/minus among team forwards at plus seven, despite the time away. He and Gagner had help from Harvey (tied for eighth in rookie scoring with 20 points) and Mike Donnelly, a steady two-way left winger who added 27 points. Donnelly and Trent Klatt collected three game-winning goals each. Broten won the Cup with New Jersey, but Millen's game picked up and he should be better acclimated in his first full season here. Mike Kennedy had 18 points in his first NHL season and Gainey hopes to uncover more goals at training camp when he gets a closer look at the kids he promoted at mid-season. Veterans Paul Broten and Dean Evason chipped in with a combined 15 goals.

DEFENCE

The Stars gave up just one less goal (135) than they scored in

the up and down season to finish in a three-way tie with Calgary and St. Louis for the West's third-best defensive record. The twin tower Hatcher were a force, with Kevin matching Modano's points and then having a good playoff. Reliable Grant Ledyard was a plus six with 18 points. Paul Cavallini's scoring numbers suffered in the shortened season after getting 44 points the year before. Craig Ludwig and Doug Zmolek watched their end of the rink, spelling the injured Richard Matvichuk, who was limited to just 19 regular-season and playoff games overall.

GOALTENDING

Moog, the League's active leader in winning percentage coming into the season with .650, saw it drop just a bit with a 10-12-7 record, only his second losing season in 15 years. He suffered from the Stars' inability to generate timely goals, losing nine games by one. But his save percentage was sharp, .915 for a share of fourth place. Wakaluk

was coming off his best season and did enjoy back-to-back shutouts, but won just four games in 15 appearances. Of the two youngsters vying for his job, Torchia was 3-2-1 with a 3.30 average, but was traded in the off-season.

SPECIAL TEAMS

Lack of a power play has cost the team the past two years and the experimenting will go on at training camp. It kept Dallas treading water at plus two on the special teams index. But 14 players had at least one power-play goal, Gagner and Klatt combining for 12. Harvey had six power-play assists. Gilchrist had three of the club's four shorthand goals, although the Stars gave up seven themselves.

NEW FACES

Jamie Langenbrunner got a two-game audition, while Finnish winger Jarkko Varvio now has six points in 13 games over two


years. Fernandez has to have a strong camp to unseat Wakaluk. The Stars' first pick in 1995 was Kamloops forward Jarome Iginla. Jason Botterill, a tough first rounder the previous year, is coming up fast. Veteran two-way centre Bob Bassen was an important addition in the off-season.

OUTLOOK

It's not clear if Gainey will be behind the bench to see his master plan take shape in a full season without as many injuries. There are a number of solid character veterans in the lineup to complement the youth that is here and developing in the system. The Stars are still riding a wave that followed the shift of the franchise from Minnesota, and they'll work hard to maintain fan interest. And all it may take is another full season with Modano and a continued commitment to defence and to the youngsters. The Stars aren't flashy, but Gainey makes sure they get their work done.



Corey Millen: three goals and 18 points in 28 games with Stars



Kevin Hatcher: 10 goals and 29 points in 47 games on blueline

DETROIT



With the cold slap of octopus in their eyes, the Detroit Red Wings discovered that the last step to the Stanley Cup is the hardest.

The well-oiled machine of coach Scott Bowman that plowed through the regular season, won the Presidents' Trophy with 70 points and took just 14 games to reach the Final, was submarined by the New Jersey Devils. It was a painful lesson for the Wings, on the verge of ending a League-high 40-year Cup drought, but one that will serve the talented team well in its quest to return to the finals this year.

The Wings still appear to be

the team to beat in the Western Conference. They were almost invincible at home (25-4-3 in Detroit before the Final) and do not appear to be losing anyone off the roster.

As ex-Oiler Mark Messier had led the Rangers to the promised land the year before, Paul Coffey figured it was his turn with the Wings. The League's most explosive defenceman seemed to be everywhere in racking up 58 points, a team-high plus 18 and the Norris Trophy to boot. He took the four-game sweep at the hands of the Devils as hard as anyone, but saw the silver lining.

"When I was in Edmonton, we got swept four straight by the Islanders in the finals before we started winning our (five) Cups," recalled Coffey. "We still made a lot of strides this season."

Sergei Fedorov looked at times as though he'd make a second stab at the Hart Trophy, getting 50 points and excelling

in all roles. He became the first Wing to lead the playoffs in scoring since Norm Ullman in 1966.

New elements on the team included veteran netminder Mike Vernon, who recorded 19 wins during the regular season and another 12 in the playoffs.

New defenceman Bob Rouse, a steady stay-at-home performer, was very effective in helping to keep Vernon's porch clear.

Keith Primeau put the trade rumours behind him and had a fine season with 42 points and a deserved reputation as one of the League's toughest competitors.

Steve Yzerman saw his role change to a winger at times, but the team captain flourished with 38 points.

The Wings are glad Dino Ciccarelli's pesky streak has not lessened with age. He was in the thick of scrums all season, while being battered in front of the opposition's net.



Keith Primeau posted impressive numbers last season - 15 goals, 42 points and a plus-17 rating.

RED WINGS

CENTRAL
DIVISION


FIVE YEAR POINT PERFORMANCE

	40	50	60	70	80	90	100	110	120
90/91					76				
91/92							98		
92/93								103	
93/94								100	
94/95				70					

48-GAME SCHEDULE

1994-95 RECORD VERSUS CONFERENCE

OPPOSITION	HOME					ROAD					OVERALL					PTS	PCT
	W	L	T	W	L	T	GP	W	L	T	GF	GA	PTS	GF	GA		
ANAHEIM	2	0	0	1	0	1	4	3	0	1	21	15	7	875			
CALGARY	1	1	0	0	2	0	4	1	3	0	9	10	2	250			
CHICAGO	1	1	0	3	0	0	5	4	1	0	15	9	8	800			
DALLAS	3	0	0	2	0	0	5	5	0	0	19	11	10	1,000			
EDMONTON	2	0	0	1	1	0	4	3	1	0	15	10	6	750			
LOS ANGELES	1	0	1	0	2	0	4	1	2	1	13	15	3	375			
SAN JOSE	2	0	0	2	0	0	4	4	0	0	19	4	8	1,000			
ST LOUIS	0	1	1	2	1	0	5	2	2	1	15	15	5	500			
TORONTO	1	1	0	2	0	0	4	3	1	0	13	7	6	750			
VANCOUVER	2	0	0	2	0	0	4	4	0	0	16	7	8	1,000			
WINNIPEG	2	0	1	1	1	0	5	3	1	1	25	14	7	700			



Shawn Burr: plus 13 and six goals, including three game winners

1995-96 PLAYER PERSONNEL


FORWARDS	HT	WT	PLACE OF BIRTH	DATE	1994-95 CLUB
BOWEN, Curtis	6-1	195	Kenora, ON	3/24/74	Adirondack
BROWN, Doug	5-10	185	Southborough, MA	6/12/64	Detroit
BURR, Shawn	6-1	195	Samia, ON	7/11/66	Detroit
CASSELLMAN, Mike	5-11	180	Morrisburg, ON	8/23/68	Adirondack
CICCARELLI, Dino	5-10	185	Samia, ON	2/8/60	Detroit
CLOUTIER, Sylvain	6-0	195	Mont-Laurier, PQ	2/13/74	Adirondack
DANDENEAULT, M.	6-0	174	Sherbrooke, PQ	2/3/76	Sherbrooke
DRAPER, Kris	5-11	185	Toronto, ON	5/24/73	Detroit
ERREY, Bob	5-10	185	Montreal, PQ	9/21/64	Detroit-San Jose
FEDOROV, Sergei	6-1	200	Pskov, USSR	12/13/69	Detroit
FREDERICK, Joe	6-1	190	Madison, WI	8/9/69	Adirondack
GRIMSON, Stu	6-5	227	Kamloops, BC	5/20/65	Detroit-Anaheim
JOHNSON, Greg	5-10	185	Thunder Bay, ON	3/16/71	Detroit
KNUBLE, Mike	6-3	208	Toronto, ON	7/4/72	Adirondack-Michigan
KOZLOV, Vyacheslav	5-10	180	Voskresensk, USSR	5/3/72	Detroit
LAPORTE, Martin	5-11	200	Ville St. Pierre, PQ	9/12/73	Detroit-Adirondack
MacDONALD, Jason	6-0	195	Charlottetown, PE	4/1/74	Adirondack
McCARLEY, Darren	6-1	214	Burnaby, BC	4/1/72	Detroit
PRIMEAU, Keith	6-4	215	Toronto, ON	11/24/71	Detroit
SHEPPARD, Ray	6-1	195	Pembroke, ON	5/27/66	Detroit
TAYLOR, Tim	6-1	180	Stratford, ON	2/6/69	Detroit
YZERMAN, Steve	5-11	185	Cranbrook, BC	5/9/65	Detroit

DEFENCEMEN

BAUTIN, Sergei	6-3	210	Rogachev, USSR	3/11/67	Adirondack
COFFEY, Paul	6-1	190	Weston, ON	6/1/61	Detroit
ERIKSSON, Anders	6-3	218	Bolinas, SWE	1/9/75	MoDo
FETISOV, Viacheslav	6-1	220	Moscow, USSR	4/20/58	Detroit-New Jersey
GOLUBOVSKY, Yan	6-3	183	Novosibirsk, USSR	3/9/76	Adirondack
HOWE, Mark	5-11	185	Detroit, MI	5/28/55	Detroit
KONSTANTINOV, V.	5-11	190	Murmansk, USSR	3/19/67	Detroit
KUZNETSOV, Maxim	6-5	198	Pavlodar, USSR	3/24/77	Dynamo Moscow
LIDSTROM, Nicklas	6-2	185	Vasteras, SWE	4/28/70	Detroit
PUSHOR, Jamie	6-3	192	Lethbridge, AB	2/11/73	Adirondack
RAMSEY, Mike	6-3	195	Minneapolis, MN	12/3/60	Detroit
ROUSE, Bob	6-2	210	Surrey, BC	6/18/64	Detroit
WARD, Aaron	6-2	200	Windsor, ON	1/1/73	Detroit-Adirondack

GOALTENDERS

ESSENSA, Bob	6-0	185	Toronto, ON	1/14/65	San Diego
HODSON, Kevin	6-0	182	Winnipeg, MB	3/27/72	Adirondack
MARACLE, Norm	5-9	175	Belleville, ON	10/2/74	Adirondack
OSGOD, Chris	5-10	160	Peace River, AB	11/26/72	Detroit-Adirondack
VERNON, Mike	5-9	170	Calgary, AB	2/24/63	Detroit




Bob Rouse: plus-14 rating in first season on Detroit blueline

1994-95 SCORING STATISTICS

P	NO	PLAYER	GP	G	A	PTS	+/-	PIM	PP	SH	GW	GT	S	PCT
D	77	PAUL COFFEY	45	14	44	58	18	72	4	1	2	0	181	7.7
C	91	SERGEI FEDOROV	42	20	30	50	6	24	7	3	5	0	147	13.6
R	22	DINO CICCARELLI	42	16	27	43	12	39	6	0	3	0	106	15.1
L	55	KEITH PRIMEAU	45	15	27	42	17	99	1	0	3	0	96	15.6
R	26	RAY SHEPPARD	43	30	10	40	11	17	11	0	5	1	125	24.0
C	19	STEVE ZYERMAN	47	12	26	38	6	40	4	0	1	0	134	9.0
C	13	VYACHESLAV KOZLOV	46	13	20	33	12	45	5	0	3	0	97	13.4
D	5	NICKLAS LIDSTROM	43	10	16	26	15	6	7	0	0	0	90	11.1
R	17	DOUG BROWN	45	9	12	21	14	16	1	1	2	0	69	13.0
L	21	BOBERREY	43	8	13	21	13	58	0	0	1	0	72	11.1
		San Jose	13	2	2	4	4	27	0	0	0	0	19	10.5
		Detroit	30	6	11	17	9	31	0	0	1	0	53	11.3
D	44	VACHESLAV FETISOV	18	3	12	15	1	2	3	0	0	0	37	8.1
		New Jersey	4	0	1	1	2	0	0	0	0	0	1	0
		Detroit	14	3	11	14	3	2	3	0	0	0	36	8.3
L	11	SHAWN BURR	42	6	8	14	13	60	0	0	3	0	65	9.2
D	16	VLADIMIR KONSTANTINOV	47	3	11	14	10	101	0	0	0	0	57	5.3
R	25	DARREN MCCARTY	31	5	8	13	5	88	1	0	2	0	27	18.5
R	20	MARTIN LAPORTE	39	4	6	10	1	73	0	0	1	0	46	8.7
C	23	GREG JOHNSON	22	3	5	8	1	14	2	0	0	0	32	9.4
C	33	KRIS DRAPER	36	2	6	8	1	22	0	0	0	0	44	4.5
D	3	BOB ROUSE	48	1	7	8	14	36	0	0	1	0	51	2.0
D	4	MARK HOWE	18	1	5	6	3	10	0	0	1	0	14	7.1
C	18	MIKE KRUSHCHINSKY	20	2	3	5	3	6	0	0	0	0	20	10.0
C	37	TIM TAYLOR	22	0	4	4	3	16	0	0	0	0	21	0
D	2	TERRY CARKNER	20	1	2	3	7	21	0	0	0	0	9	11.1
D	15	MIKE RAMSEY	33	1	2	3	11	23	0	0	0	0	29	3.4
D	8	AARON WARD	1	0	1	1	1	2	0	0	0	0	0	0
D	27	MARK FERNER	17	0	1	1	4	6	0	0	0	0	16	0
		Anaheim	14	0	1	1	4	6	0	0	0	0	15	0
		Detroit	3	0	0	0	0	0	0	0	0	0	1	0
L	32	STU GRIMSON	42	0	1	1	11	147	0	0	0	0	18	0
		Anaheim	31	0	1	1	7	110	0	0	0	0	14	0
		Detroit	11	0	0	0	4	37	0	0	0	0	4	0
C	14	ANDREW MCKIM	2	0	0	0	0	2	0	0	0	0	0	0
GOALTENDER			GP	MINS	AVG	W	L	T	EN	SO	GA	SA	SPCT	
	30	CHRIS OSGOOD	19	1087	2.26	14	5	0	0	1	41	496	.917	
	29	MIKE VERNON	30	1807	2.52	19	6	4	0	1	76	710	.893	
TOTALS			48	2900	2.42	33	11	4	0	2	117	1206	.903	

1995 DRAFT CHOICES


26. Maxim Kuznetsov
D, Dynamo Moscow (CIS)
52. Philippe Audet
LW, Granby (QMJHL)
58. Darryl Laplante
C, Moose Jaw (WHL)
104. Anatoli Ustyugov
LW, Yaroslavl (CIS)
125. Chad Wilchinski
D, Regina (WHL)
126. David Arsenault
G, Drummondville (QMJHL)
156. Tyler Perry
C, Seattle (WHL)
182. Per Eklund
F, Djurgarden (SWE)
208. Andrei Samokhvalov
RW, Ust-Kamenogorsk (CIS)
234. David Engblom
C, Valletuna (SWE)



Kris Draper



Darren McCarty



Mike Vernon: 19-6-4 record with 2.52 average and one shutout in first season with Red Wings



FORECAST 1995-96

OFFENCE

Wings were best in the West, with 180 goals, and had their players sprinkled throughout the NHL's leader board in several categories. Ray Sheppard, the bargain basement winger from four years ago, continued to fill the net, getting 30 goals, tied for third in the League. He was also the second-best shooter at 24.0%, but he was checking options with other teams. Fedorov had 30 assists to lead the forwards, and he, Primeau and Yzerman played in all key situations. Vyacheslav Kozlov backed a strong regular season with a point-a-game pace, including four game-winning goals in the playoffs. Ciccarelli accounted for nine playoff goals. Doug Brown, ex-Shark Bob Errey and Shawn Burr also produced key goals throughout the season.

DEFENCE

Coffey was the only rearguard to lead his club in scoring and ranked first among all league

defencemen, becoming the first player to be a First Team All-Star with three separate clubs. His 44 assists were the catalyst for some of the great numbers posted by others up front, while he used his great wheels to compensate if caught up ice on his rushes. Nicklas Lidstrom and Vladimir Konstantinov are now seasoned blueliners who've adjusted to the NHL. Lidstrom came close to matching Coffey's club-high plus 18, and his 10 goals made Detroit the only team with two defencemen in double figures. The arrival of seasoned Viacheslav Fetisov filled another gap in the Wings defence, though Rouse was the only one of the corps to play all 48 games. Coffey and Lidstrom were also hot in the playoffs.

GOALTENDING

Vernon did everything asked of him until the team struggled in the Final. But Vernon, acquired from Calgary the previous pre-season, linked up with Chris Osgood (19 games) to register the League's second-lowest

goals-against of 2.42. Ironically, it was Osgood who finished with the better goals-against average (2.26, fourth in the League) and save percentage (.917, tied with the Nordiques Jocelyn Thibault for second).

SPECIAL TEAMS

Coffey's fingerprints were everywhere as Detroit sailed to the top of the special teams index with plus 22, tied with the Capitals. Of Detroit's 52 power-play goals, Coffey scored or assisted on 31, leading the League in assists and points. Sheppard converted 11 goals. The Wings ranked second in both power play (24.2%, tied with Quebec, but No. 1 at home) and in penalty killing (86.4%). Fedorov notched three short-hand goals.


NEW FACES

The search to get another veteran or two to steady the team at

playoff time continued through the summer. Certainly there's no shortage of youngsters, with both Tim Taylor and Martin Lapointe cracking the playoff roster. Anders Eriksson, the club's top draft pick from 1993, is expected in camp after signing a four-year contract, and could crack the lineup. There's little chance that Kevin Hodson could unseat Osgood, but he is available to join the team if Vernon's contract isn't sorted out.

OUTLOOK

The frustrating part for Bowman, who is seeking his seventh cup ring, is that little needs to be overhauled on this team. The Wings may find their winning pace of last season slowed by the extra travel which returns with interconference play. And the big win must come soon, before age becomes a factor with Yzerman, Coffey, Ciccarelli and other key veterans.



Dino Ciccarelli: 16 goals, 43 points and plus 12 in 42 games



Sergei Fedorov: 20 goals, 50 points and plus six in 42 games



It seemed that whenever the Edmonton Oilers held their Kids' Night promotion at the Coliseum, most of their lineup looked eligible for the prizes.

Top scorer Doug Weight is 24, followed by 21-year-old Jason Arnott. The Oilers used 10 rookies last season. Two of them, winger David Oliver and centre Todd Marchant, were among their top five scorers, with 30 and 27 points respectively.

Not yet 30, veterans Shayne Corson, Bill Ranford and Kelly Buchberger felt like grandfathers when surrounded by so many players with 1970s birthdates.

The inexperience and multiple injuries were too much for the Oilers to turn into a playoff spot and the club watched from the sidelines for the third consecutive season.

The team turns to one of its longest serving employees to run the bench this season, former assistant coach Ron Low. Former NHL coach Bob McCammon joins incumbent Kevin Primeau as an assistant.

The task of making the playoffs in this conference won't be easy unless the Oilers tighten up defensively. They gave up 183 goals, highest in the League. But a few reversals in the six one-goal defeats they suffered might have put them into the Sweet 16 post-season. They were just below .500 in the stretch run to the playoffs.

Weight's stats typified the team's dilemma. His 40 points led the team in scoring for the second straight year, but both


he and Corson were minus 17. However, both could be cornerstones on a contender.

The salvation can also be seen in the likes of the gritty Arnott, and Oliver and Marchant, two unheralded forwards who had strong finishes. They were third and fourth respectively among League rookies, despite being late-round draft choices.

The Oilers already have a first tier of young talent, assembled in roundabout ways in the trades for the former members of their Cup dynasty. Those players and some high draft picks ready to bloom should improve the situation greatly.

The Oilers have also been levelled by injuries the last couple of years. Key defencemen Fredrik Olausson, Igor Kravchuk and Boris Mironov missed a total of 34 games last season, and promising sophomore centre Dean McAmmond missed 41 games with a severed Achilles tendon.

OILERS



Centre Doug Weight recorded 40 points, including 33 assists, to lead the Oilers in scoring.



PACIFIC
DIVISION

FIVE YEAR POINT PERFORMANCE

	40	50	60	70	80	90	100	110	120
90/91					80				
91/92					82				
92/93			60						
93/94				64					
94/95	38								

48 GAME SCHEDULE

1994-95 RECORD VERSUS CONFERENCE

OPPOSITION	HOME			ROAD			OVERALL							
	W	L	T	W	L	T	GP	W	L	T	GF	GA	PTS	PCT
ANAHEIM	2	0	0	2	0	0	4	2	0	11	10	4	500	
CALGARY	1	2	0	0	2	0	5	1	4	0	14	22	2	200
CHICAGO	0	2	0	0	2	0	4	0	4	0	4	21	0	000
DALLAS	1	1	0	0	1	1	4	1	2	1	10	12	3	375
DETROIT	1	1	0	0	2	0	4	1	3	0	10	15	2	250
LOS ANGELES	1	1	0	1	1	1	5	2	2	1	14	17	5	500
SAN JOSE	2	1	0	1	1	0	5	3	2	0	17	16	6	600
ST LOUIS	2	0	0	2	0	0	4	2	2	0	10	16	4	500
TORONTO	1	1	0	1	1	0	4	2	2	0	17	14	4	500
VANCOUVER	0	2	0	1	1	1	5	1	3	1	14	24	3	300
WINNIPEG	0	1	1	2	0	0	4	2	1	1	15	16	5	625



Shayne Corson: solid winger with 12 goals, 36 points in 48 games

1995-96 PLAYER PERSONNEL

FORWARDS	HT	WT	PLACE OF BIRTH	DATE	1994-95 CLUB
AIKAZOFF, Michal	6-0	195	Powell River, BC	5/4/69	Edmonton
ARNOTT, Jason	6-3	220	Collingwood, ON	10/11/74	Edmonton
BONSIGNORE, Jason	6-4	208	Rochester, NY	4/15/76	Edmonton-Sudbury
BONNIE, Dennis	5-11	205	Antigonish, NS	7/23/73	Edmonton-Cape Breton
BUCHBERGER, Kelly	6-2	200	Langenburg, SK	12/2/66	Cape Breton
CIERNY, Jozef	6-2	185	Zvolen, CSSR	5/13/74	Cape Breton
CIGER, Zdenek	6-1	190	Marlin, CSSR	10/19/69	Edmonton-Dukla Trencin
CORSON, Shayne	6-1	200	Midland, ON	8/13/66	Edmonton
DeBRUSK, Louie	6-2	215	Cambridge, ON	3/19/71	Edmonton
INTRANUOVO, Ralph	5-8	185	East York, ON	12/11/73	Edmonton-Cape Breton
KELLY, Steve	6-1	190	Vancouver, BC	10/26/76	Prince Albert
LINDGREN, Mats	6-2	200	Skelleftea, SWE	10/1/74	Farjestad
MALTBY, Kirk	6-0	190	Guelph, ON	12/22/72	Edmonton
MARCHANT, Todd	6-0	175	Buffalo, NY	8/12/73	Edmonton-Cape Breton
McAMMOND, Dean	5-11	185	Grande Cache, AB	6/15/73	Edmonton
OLIVER, David	6-0	190	Sechelt, BC	4/17/71	Edmonton-Cape Breton
SMYTH, Ryan	6-1	185	Ranlt, A.B	2/27/76	Edmonton-Moose Jaw
STAPLETON, Mike	5-10	185	Sarnia, ON	5/5/66	Edmonton
THORNTON, Scott	6-3	210	London, ON	1/9/71	Edmonton
TUOMAINEN, Marko	6-3	203	Kuopio, FIN	4/25/72	Edmonton-Clarkson
VLUET, Vladimir	6-0	190	Ostrava, CSSR	2/17/72	Cape Breton
VYBORNY, David	5-10	174	Jihlava, CSSR	1/22/75	Cape Breton
WEIGHT, Doug	5-11	191	Mt. Clemens, MI	1/21/71	Edmonton
WHITE, Peter	5-11	200	Montreal, PQ	3/15/69	Edmonton-Cape Breton
WRIGHT, Tyler	5-11	185	Canora, SK	4/6/73	Edmonton-Cape Breton
DEFENCEMEN					
BENNETT, Adam	6-4	206	Georgetown, ON	3/30/71	Cape Breton
KENNEDY, Dean	6-2	208	Redvers, SK	1/18/63	Edmonton
KRAVCHUK, Igor	6-1	200	Ufa, USSR	9/13/66	Edmonton
MARCHMENT, Bryan	6-1	205	Scarborough, ON	5/1/69	Edmonton
McGILL, Ryan	6-2	210	Prince Albert, SK	2/28/69	Edmonton-Philadelphia
MIRONOV, Boris	6-3	220	Moscow, USSR	3/21/72	Edmonton-Cape Breton
OLAUSSEN, Fredrik	6-2	195	Dalsjö, SWE	10/5/66	Edmonton
RICHARDSON, Luke	6-4	210	Ottawa, ON	3/26/69	Edmonton
SLEGR, Jiri	6-1	205	Jihlava, CSSR	5/30/71	Edmonton-Vancouver
STADJUHAR, Nick	6-2	194	Kilchener, ON	12/6/74	Cape Breton
SUTTON, Ken	6-0	200	Edmonton, AB	11/5/69	Edmonton-Buffalo
GOALTENDERS					
BRATHWAITE, Fred	5-7	170	Ottawa, ON	11/24/72	Edmonton
GAGE, Joaquin	6-0	200	Vancouver, BC	10/19/73	Edmonton-Cape Breton
PASSMORE, Steve	5-9	165	Thunder Bay, ON	1/29/73	Cape Breton
RANFORD, Bill	5-11	185	Brandon, MB	12/14/66	Edmonton



Igor Kravchuk: seven goals, 18 points to lead blueline staff

1994-95 SCORING STATISTICS


P	NO	PLAYER	GP	G	A	PTS	+/-	PIM	PP	SH	GW	GT	\$	PCT
C	39	DOUG WEIGHT	48	7	33	40	17-	69	1	0	1	0	104	6.7
C	7	JASON ARNOTT	42	15	22	37	14-	128	7	0	1	0	156	9.6
L	9	SHAYNE CORSON	48	12	24	36	17-	86	2	0	1	0	131	9.2
R	20	*DAVID OLIVER	44	16	14	30	11-	20	10	0	0	1	79	20.3
C	26	*TODD MARCHANT	45	13	14	27	3-	32	3	2	2	0	95	13.7
L	16	KELLY BUCHBERGER	48	7	17	24	0	82	2	1	5	0	73	9.6
C	17	SCOTT THORNTON	47	10	12	22	4-	89	0	1	1	0	69	14.5
D	21	IGOR KRAVCHUK	36	7	11	18	15-	29	3	1	0	0	93	7.5
C	25	MIKE STAPLETON	46	6	11	17	12-	21	3	0	2	0	59	10.2
D	22	LUKE RICHARDSON	46	3	10	13	6-	40	1	1	1	0	51	5.9
D	28	JIRI SLEGR	31	2	10	12	5-	46	1	0	1	0	69	2.9
		Vancouver	19	1	5	6	0	32	0	0	1	0	42	2.4
		Edmonton	12	1	5	6	5-	14	1	0	0	0	27	3.7
R	18	KIRK MALTBY	47	8	3	11	11-	49	0	2	1	1	73	11.0
D	32	DEAN KENNEDY	40	2	8	10	2	25	0	0	1	0	45	4.4
D	15	FREDRIK OLAUSSON	33	0	10	10	4-	20	0	0	0	0	52	0
D	2	BORIS MIROVNOV	29	1	7	8	9-	40	0	0	0	0	48	2.1
D	6	KEN SUTTON	24	4	3	7	3-	42	0	0	1	0	40	10.0
		Buffalo	12	1	2	3	2-	30	0	0	1	0	12	8.3
		Edmonton	12	3	1	4	1-	12	0	0	0	0	28	10.7
C	27	*PETER WHITE	9	2	4	6	1	0	2	0	0	0	13	15.4
D	24	BRYAN MARCHMENT	40	1	5	6	11-	184	0	0	0	0	57	1.8
L	8	ZDENO CIGER	5	2	2	4	1-	0	1	0	1	0	10	20.0
C	38	IAIN FRASER	13	3	0	3	0	0	0	0	0	0	7	42.9
		Dallas	4	0	0	0	3-	0	0	0	0	0	2	0
		Edmonton	9	3	0	3	3	0	0	0	0	0	5	60.0
L	29	LOUIE DEBRUSK	34	2	0	2	4-	93	0	0	0	0	14	14.3
D	6	GORDON MARK	18	0	2	2	9-	35	0	0	0	0	21	0
C	23	*JASON BONSIGNORE	1	1	0	1	1-	0	0	0	0	0	3	33.3
C	14	KENT NILSSON	6	1	0	1	5-	0	1	0	0	0	2	50.0
C	19	TYLER WRIGHT	6	1	0	1	1	14	0	0	0	0	6	16.7
C	36	*RALPH INTRANUOVO	1	0	1	1	1	0	0	0	0	0	1	0
C	12	MICAH AIVAZOFF	21	0	1	1	2-	2	0	0	0	0	6	0
D	43	*DENNIS BONNIE	2	0	0	0	0	0	0	0	0	0	0	0
L	10	*RYAN SMYTH	3	0	0	0	1-	0	0	0	0	0	2	0
R	33	*MARKO TUOMAINEN	4	0	0	0	0	0	0	0	0	0	5	0
L	37	DEAN McAMMOND	6	0	0	0	1-	0	0	0	0	0	3	0
D	34	RYAN MCGILL	20	0	0	0	4-	21	0	0	0	0	8	0
		Philadelphia	12	0	0	0	0	13	0	0	0	0	2	0
		Edmonton	8	0	0	0	4-	8	0	0	0	0	6	0
GOALTENDER	GP	MIN	AVG	W	L	T	EN	SO	GA	SA	SPCT			
30	BILL RANFORD	40	2203	3.62	15	20	3	2	2	133	1134	.883		
31	*FRED BRATHWAITE	14	601	3.99	2	5	1	1	0	40	292	.863		
1	*JUAQUIN GAGE	2	99	4.24	0	2	0	0	0	7	40	.825		
TOTALS	48	2912	3.77	17	27	4	3	2	183	1469	.875			



Bill Ranford: 15 wins with 3.62 average, two shutouts and 2,203 minutes played in 40 appearances

1995 DRAFT CHOICES

- 6 Steve Kelly
C, Prince Albert (WHL)
- 31 Georges Laraque
RW, St-Jean (QMJHL)
- 57 Lukas Zib
D, Ceske-Budejovice (CZE)
- 83 Mike Minard
G, Chilliwack (T2JRA)
- 109 Jan Snopek
D, Oshawa (OHL)
- 161 Martin Cerven
C, Trenchin Jr (SLO)
- 187 Stephen Douglas
D, Niagara Falls (OHL)
- 213 Jiri Antonin
D, Pardubice Jr (CZE)



Jiri Slegr



Ken Sutton



FORECAST 1995-96

OFFENCE

Oliver's 20.3% shooting eye earned him a team-high 16 goals. Weight had 50 assists in the last full season and is a threat to reach the 30-goal plateau. Arnott had 128 penalty minutes to go with his 15 goals and 37 points. The shortened year was Scott Thornton's best in the League – 10 goals – doubling his 118-game total the previous four years. The club packs plenty of muscle up front, with Corson, Buchberger and Louie DeBrusk. Buchberger had 24 points, five of the club's 17 game winners and was one of the few even or plus Oilers. Having winger Zdeno Ciger full time will be a plus. He played in only five games last season after producing 22 goals and 57 points in 84 games the previous year.

DEFENCE

It's quite a mix, from the smooth Olausson, Kravchuk and Jiri

Slegr to Bryan Marchment and Luke Richardson, two of the most punishing hitters in the game. Richardson has learned to handle himself better and Ken Sutton is solid when healthy. Marchment has been the subject of numerous trade rumours from opposing clubs who get anxious when their forwards cross the neutral zone. Ryan McGill was having a good season until an eye injury sidelined him for the final 13 games. The injuries threw minor leaguer Gordon Mark into action for 18 games. Kravchuk led the pack of blue-liners with 18 points.

GOALTENDING

Ranford would like at least 31 more regular-season wins to make 200. But the Oilers have made it hard on him the last couple of years. He can still offer the team a lot, given proper support and perhaps a lighter workload of games. Rumours abounded through the summer that he'd be

dealt. But nothing developed and Ranford will be back to start his eighth full season and could reach 500 games as an Oiler. Fred Brathwaite got in 14 games last year, but he was rocked most of the time. Joaquin Gage was in for two games when Ranford was hurt at the end of the year and wasn't out of place.

SPECIAL TEAMS

Edmonton's problems in this area go back a couple of years. Their ranking of 19th on the special teams index reveals a 77.7% penalty-killing unit, the second poorest in the League. Oliver sparked the power play, contributing 10 goals and 16 points to top all rookies. Arnott had seven power-play goals. Marchant and Kirk Maltby had two shorthand goals apiece.


NEW FACES

Huge centre Jason Bonsignore, fourth overall in 1994, makes


the Oilers drool, even though he didn't have a great first training camp and went back to junior. But Mats Lindgren could beat Bonsignore here. The Swedish right winger wanted another year of honing his skills. Left winger Ryan Smith, picked behind Bonsignore in the first round, is a thumper who was close to making the team last season. The Oilers chose sixth overall last July and came away with Prince Albert Raiders star Steve Kelly, considered the fastest skater available in the first round. He is also noted for his penalty-killing abilities.

OUTLOOK

The Oilers could be this year's Quebec Nordiques in terms of fast turnarounds. They'll have more time to get used to each other and, hopefully, they won't need 38 players again. But they will have to have a lot of things fall into place.



Jason Arnott: 15 goals and 37 points in sophomore season



Todd Marchant: 13 goals and 27 points in freshman season



In a state that's a favourite home of the senior set, the Florida Panthers want to promote a youth movement.

Having played their first two seasons with a veteran lineup, a necessity for most expansion teams, Florida would like to give priority to its first crop of home-grown talent.

Not that there was anything wrong with the Panthers' efforts in their first two years, considering they came within a point of a playoff berth on both occasions. Their combined record was 53-56-23 under Roger Neilson, who was released by

general manager Bryan Murray in the off-season.

Neilson will be replaced behind the bench by Doug MacLean, an assistant under Murray in Detroit during the 1990-91 season. MacLean also worked with Murray while in Washington from 1988-90 and is expected to institute Murray's plan to promote the younger players in the organization.

Central to their plans will be Ed Jovanovski, the No. 1 overall pick at the 1994 Draft, a tough customer who spent the last year trying to work on his defensive zone play with the Windsor Spitfires of the OHL.


From there, the Panthers plan to supplement some younger players already on the roster, such as top scorers Stu Barnes and Jesse Belanger and defenceman Jason Woolley, with such prospects as defenceman Chris Armstrong and centre Steve Washburn.

The status of several high mileage players could be in doubt, but some will return.

To achieve that elusive playoff spot, the Panthers must get another solid year in goal from John Vanbiesbrouck, who has 35 of their wins. He teamed with Mark Fitzpatrick to record a team goals-against average of 2.61, sixth in the League and best among the non-playoff teams.

The Panthers have many unsung players. Veteran left winger Dave Lowry had 10 goals and 20 points. Jody Hull and Bill Lindsay were right behind and the inspirational Brian Skrudland completed his 10th NHL season with the team, despite lots of trade interest from contenders who were looking for character. Defenceman Gord Murphy was fourth in team scoring.

A trade deadline addition who will make more of a difference this year is left winger Gaetan Duchesne from San Jose.



John Vanbiesbrouck had a solid year with four shutouts, 2.47 average and .914 save percentage.

PANTHERS




ATLANTIC
DIVISION

1994-95 RECORD VERSUS CONFERENCE

OPPOSITION	HOME			ROAD			OVERALL							
	W	L	T	W	L	T	GP	W	L	T	GF	GA	PTS	PCT
BOSTON	0	1	0	2	0	0	3	2	1	0	8	6	4	.666
BUFFALO	0	1	0	2	0	0	3	0	3	0	1	10	0	.000
HARTFORD	1	0	1	0	2	0	4	3	0	1	14	9	7	.875
MONTREAL	0	1	1	0	0	0	3	1	1	1	6	8	3	.500
NEW JERSEY	1	1	0	0	2	0	4	1	3	0	5	13	2	.250
NY ISLANDERS	0	2	0	0	1	1	4	0	3	1	5	12	1	.125
NY RANGERS	0	2	0	1	0	1	4	1	2	1	7	13	3	.375
OTTAWA	2	0	0	2	0	0	4	4	0	0	14	4	8	1.000
PITTSBURGH	0	2	0	1	0	1	4	1	2	1	9	9	3	.375
SPRINGFIELD	1	1	0	0	1	0	4	2	2	0	14	16	4	.500
QUEBEC	1	1	0	0	1	0	3	1	2	0	9	11	2	.333
TAMPA BAY	2	0	0	1	1	0	4	3	1	0	14	7	6	.750
WASHINGTON	1	0	1	0	2	0	4	1	2	1	9	9	3	.375



Jesse Belanger: 29 points with 15 goals, six on power-play unit




Johan Garpenlov: 12 points and plus four in 27 games in Florida

1995-96 PLAYER PERSONNEL

FORWARDS	HT	WT	PLACE OF BIRTH	DATE	1994-95 CLUB
BARNES, Stu	5-11	180	Edmonton, AB	12/25/70	Florida
BELANGER, Jesse	6-0	185	St. Georges, PQ	6/15/69	Florida
BUCKBERGER, Ashley	6-2	200	Estherazy, SK	2/19/75	Kamloops-Swift Current
DUCHESNE, Gaelan	5-11	200	Les Saules, PQ	7/11/62	Florida-San Jose
FITZGERALD, Tom	6-1	195	Melrose, MA	8/28/68	Florida
GARPENLOV, Johan	5-11	184	Stockholm, SWE	3/21/68	Florida-San Jose
HARKINS, Brett	6-1	185	North Ridgeville, OH	7/2/70	Boston-Providence
HARKINS, Todd	6-3	210	Cleveland, OH	10/8/68	Houston-Chicago (IHL)
HOUGH, Mike	6-1	197	Montreal, PQ	2/6/63	Florida
HULL, Jody	6-2	200	Cambridge, ON	2/2/69	Florida
KONTOS, Chris	6-1	195	Toronto, ON	12/10/63	Skelleftea
KUDASHOV, Aleksei	6-0	183	Elektrostal, USSR	7/21/71	St. John's
KUDELSKI, Bob	6-1	205	Springfield, MA	3/3/64	Florida
LINDEN, Jamie	6-3	185	Medicine Hat, AB	7/19/72	Florida-Cincinnati
LINDSAY, Bill	5-11	190	Big Fort, MT	5/17/71	Florida
LOMAKIN, Andrei	5-10	175	Voskresensk, USSR	4/3/64	Florida
LOWRY, Dave	6-1	200	Sudbury, ON	2/14/65	Florida
MELLANBY, Scott	6-1	205	Montreal, PQ	6/11/66	Florida
NIEDERMAYER, Rob	6-2	200	Cassiar, BC	12/28/74	Florida
SKRUDLAND, Brian	6-0	196	Peace River, AB	7/31/63	Florida
TOMLINSON, Dave	5-11	180	N. Vancouver, BC	5/8/69	Florida-Cincinnati
WASHBURN, Steve	6-2	185	Ottawa, ON	4/10/75	Cincinnati-Ottawa (IHL)

DEFENCEMEN	HT	WT	PLACE OF BIRTH	DATE	1994-95 CLUB
ARMSTRONG, Chris	6-0	184	Pegina, SK	6/26/75	Moose Jaw
BROWN, Keith	6-1	192	Corner Brook, NF	5/6/60	Florida
EAKINS, Dallas	6-2	195	Dade City, FL	2/27/67	Florida-Cincinnati
ESAU, Len	6-3	190	Meadow Lake, SK	6/3/68	Calgary-Edmonton
JOVANOVSKI, Ed	6-2	210	Windsor, ON	6/26/76	Windsor
LAUS, Paul	6-1	216	Beamsville, ON	9/26/70	Florida
MCCANN, Sean	6-0	195	North York, ON	9/18/71	Cincinnati
MOLLER, Randy	6-2	207	Red Deer, AB	8/23/63	Florida
MURPHY, Gord	6-2	195	Willowdale, ON	3/23/67	Florida
SMITH, Geoff	6-3	200	Edmonton, AB	3/7/69	Florida
SVEHLA, Robert	6-1	190	Martin, CSSR	1/2/69	Florida-Malmö
SVENSSON, Magnus	5-11	180	Tranas, SWE	3/1/63	Florida-Leksand
WOLLEY, Jason	6-1	185	Toronto, ON	7/27/69	Florida-Detroit (IHL)

GOALTENDERS	HT	WT	PLACE OF BIRTH	DATE	1994-95 CLUB
CHABOT, Frederic	5-11	175	Hibernville Station, PQ	2/12/68	Cincinnati
FITZPATRICK, Mark	6-2	198	Toronto, ON	11/13/68	Florida
LORENZ, Danny	5-10	187	Murrayville, BC	12/12/69	Cincinnati
VANBIESBROUCK, J.	5-8	176	Detroit, MI	9/4/63	Florida
WEEKES, Kevin	6-0	158	Toronto, ON	4/4/75	Ottawa (OHL)



Paul Laus: team-high plus-12 rating with 138 penalty minutes

1994-95 SCORING STATISTICS

P	NO	PLAYER	GP	G	A	PTS	+/-	PIM	PP	SH	GW	GT	S	PCT
C	26	JESSE BELANGER	47	15	14	29	5-	18	6	0	3	1	89	16.9
C	14	STU BARNES	41	10	19	29	7	8	1	0	2	0	93	10.8
R	27	SCOTT MELLANBY	48	13	12	25	16-	90	4	0	5	0	130	10.0
D	5	GORD MURPHY	46	6	16	22	14-	24	5	0	0	0	94	6.4
L	10	DAVE LOWRY	45	10	10	20	3-	25	2	0	3	0	70	14.3
R	12	JODY HULL	46	11	8	19	1-	8	0	0	4	0	63	17.5
L	11	BILL LINDSAY	48	10	9	19	1	46	0	1	0	0	63	15.9
R	21	TOM FITZGERALD	48	3	13	16	3-	31	0	0	0	0	78	3.8
C	20	BRIAN KRUDLAND	47	5	9	14	0	88	1	0	0	0	44	11.4
L	29	JOHAN GARPENLOV	40	4	10	14	1	2	0	0	0	0	44	9.1
		San Jose	13	1	1	2	3-	2	0	0	0	0	16	6.3
		Florida	27	3	9	12	4	0	0	0	0	0	28	10.7
L	18	MIKE HOUGH	48	6	7	13	1	38	0	0	2	0	58	10.3
D	6	JASON WOOLLEY	34	4	9	13	1-	18	1	0	0	1	76	5.3
L	15	GAETAN DUCHESNE	46	3	9	12	3-	16	0	0	0	0	62	4.8
		San Jose	33	2	7	9	6-	16	0	0	0	0	48	4.2
		Florida	13	1	2	3	3	0	0	0	0	0	14	7.1
C	44	ROB NIEDERMAYER	48	4	6	10	13-	36	1	0	0	0	58	6.9
R	22	BOB KUDELSKI	26	6	3	9	2	2	3	0	1	0	29	20.7
D	7	BRIAN BENNING	24	1	7	8	6-	18	1	0	0	0	26	3.8
D	28	MAGNUS SVENSSON	19	2	5	7	5	10	1	0	0	0	41	4.9
L	19	ANDREI LOMAKIN	31	1	6	7	5-	6	1	0	0	0	25	4.0
D	3	PAUL LAUS	37	0	7	7	12	138	0	0	0	0	18	.0
D	25	GEOFF SMITH	47	2	4	6	5	22	0	0	0	0	40	5.0
D	16	RANDY MOLLER	17	0	3	3	5-	16	0	0	0	0	12	.0
D	24	*ROBERT SVEHLA	5	1	1	2	3	0	1	0	0	0	6	16.7
D	8	DALLAS EAKINS	17	0	1	1	2	35	0	0	0	0	3	.0
D	2	JOE CIRELLA	20	0	1	1	7-	21	0	0	0	0	13	.0
D	38	STEPHANE RICHER	1	0	0	0	0	2	0	0	0	0	0	.0
L	23	JEFF DANIELS	3	0	0	0	0	0	0	0	0	0	0	.0
R	42	*JAMIE LINDEN	4	0	0	0	1-	17	0	0	0	0	0	.0
C	17	DAVE TOMLINSON	5	0	0	0	2-	0	0	0	0	0	0	.0
D	4	KEITH BROWN	13	0	0	0	1	2	0	0	0	0	10	.0
GOALTENDER			GP	MIN	AVG	W	L	T	EN	SO	GA	SA	SPCT	
	34	JOHN VANBIESBROUCK	37	2087	2.47	14	15	4	4	4	86	1000	.914	
	30	MARK FITZPATRICK	15	819	2.64	6	7	2	1	2	36	361	.900	
TOTALS			48	2916	2.61	20	22	6	5	6	127	1366	.907	

1995 DRAFT CHOICES

10. Radek Dvorak
W, Ceske-Budejovice
(CZE)
36. Aaron MacDonald
G, Swift Current (WHL)
62. Mike O'Grady
D, Lethbridge (WHL)
80. Dave Duerden
LW, Peterborough (OHL)
88. Daniel Tjarnqvist
D, Rogle Angelholm (SWE)
114. Francois Cloutier
LW, Hull (QMJHL)
166. Peter Worrell
LW, Hull (QMJHL)
192. Filip Kuba
D, Vitkovice (CZE)
218. David Lemanowicz
G, Spokane (WHL)



Mike Hough



Scott Mellanby: 13 goals, including club-high five game winners



Stu Barnes: 10 goals, 29 points to tie for lead in club scoring



FORECAST 1995-96

OFFENCE

Montreal cast-off Belanger, always a good minor-league sniper, had 15 goals to go with the 17 he scored in a full 1993-94 campaign. He also tied the speedy Bames for the team lead with 29 points. Scott Mellanby recorded 25 points and led the club with 130 shots, the only Panther over 100. He had a team-high five game winners. Johan Garpenlov had 12 points in 27 games as a Panther, and has proven he can more than double that in a full season. Bob Kudelski, held to six goals in 26 games, has yet to hit his stride with the Panthers. He is capable of adding 30-plus goals. Centre Rob Niedermayer's numbers fell in his sophomore season and the Panthers could use a healthy Andrei Lomakin to boost their scoring.

DEFENCE

Florida could start an expansion team consisting entirely of

defencemen - 12 played at least one game last season. Now comes Jovanovski to intensify the battle at training camp. The numbers swelled towards the end of last season when rookie Robert Svehla arrived after completing obligations in Europe. The core of the group includes Murphy, Woolley, Geoff Smith and Paul Laus, rescued from the minors in the expansion draft and now the Panthers' best plus-minus player (12) and penalty leader. On the fringe are Magnus Svensson, Dallas Eakins and Stephane (J.J.) Richer.

GOALTENDING

At 32, Vanbiesbrouck is still in command. He recorded a .914 save percentage on exactly 1,000 shots and tied for second in the League with his four shutouts. That moved him into a tie for third place among active goalkeepers with 21. He has also been the subject of several trade enquiries since coming to Florida, but the Panthers could use his 38 games of playoff

experience with the Rangers when they get to the post-season themselves. Fitzpatrick's goals-against average of 2.64 was his lowest in seven NHL seasons. He also had a fine .900 save percentage and two shut-outs in 15 games.

SPECIAL TEAMS

It was an area of concern, leaving them 18th on the special teams index at minus eight. Only San Jose and Anaheim were worse than the Panthers' 13.1% power play. Penalty killing was 12th, but produced just one shorthanded goal (by Lindsay). Belanger, Mellanby and Murphy combined for 15 of the team's 29 power-play goals.


NEW FACES

Jovanovski will have plenty of pressure on him, including a hefty new contract, but should be a treat to watch. Florida's first selection in July, 10th overall,

was right winger Radek Dvorak from the Czech Republic. Washburn is a strong possibility to gain a spot and Armstrong is expected later in the season. A dark horse at camp could be Ontario junior right winger David Nemirovsky.

OUTLOOK

The honeymoon with Florida fans continued as the Panthers improved to 97% capacity at home. In the close race to the playoffs, perhaps the Panthers will benefit from the Eastern Conference losing Quebec to Colorado in the West and theoretically opening up a spot. On paper, the Panthers are putting together the proper mix for a contender, but it's the little things which have been the difference in earning the few points needed to gain a playoff berth. MacLean must get the Panthers playing better in their own division where they won just seven of 24 games last season.



Dave Lowry: 10 goals, including two with power-play unit



Bill Lindsay: 10 goals, including one on penalty-killing unit



If the Hartford Whalers can start this year's games as strongly as they finished many of last year's, then their playoff drought will end at three years.

Hartford was the League's best overtime team last year, with four wins and five ties in nine extra periods for a .722 winning percentage. That's 8-1-14 over the last two years.

The Whalers started and finished slowly last season, going 2-7-2 in their first 11 games and 2-7-0 in their final nine. They fell victim to the injury bug when playing eight games in 12 nights near the end of the year.

In between, the club went 15-10-3 in 28 games and their 43 points were just four shy of the final playoff spot in the Eastern Conference. The Whalers had previously missed the playoffs by 28 points in 1993 and 21 points in 1994.

That bodes very well for the new ownership/management team of Peter Karmanos and Jim Rutherford who have yet to have a full season in which to operate.

The Whalers are strong in goaltending where Sean Burke's 2,418 minutes were fourth in the League to Ed Belfour, Trevor Kidd and Patrick Roy.

Youth abounds with Andrew Cassels, Darren Turcotte, Geoff Sanderson and Steven Rice leading the team in scoring.

Glen Wesley, acquired from the rival Boston Bruins in the previous off-season, lent a steady hand to the defence and he and fellow defenceman Frantisek Kucera were the only

Whalers to see action in all 48 games last season.


The year's big deals saw Pat Verbeek swapped to the New York Rangers in late March for defenceman Glen Featherstone and then an off-season swap of defensive prodigy Chris Pronger to St. Louis for power forward Brendan Shanahan.

Coach Paul Holmgren will begin his fourth year with the team, continuing to work with the youngsters that were added the last couple of seasons.

They include the players acquired in trades and their home-grown talent such as forwards Andrei Nikolishin, Robert Petrovicky and Igor Chibirev. All but Chibirev were top picks from the 1992 and 1993 Drafts.

Jeff O'Neill, their 1994 No. 1 pick, is signed after electing to stay in the junior ranks with Guilfph last season. He registered 43 goals and 124 points, fourth best in the OHL.

WHAALERS



Sean Burke posted 17 wins with a solid .912 save percentage and a personal-best 2.68 average.




FIVE YEAR POINT PERFORMANCE

	40	50	60	70	80	90	100	110	120
90/91					73				
91/92				65					
92/93			58						
93/94				63					
94/95	43								

48-GAME SCHEDULE

1994-95 RECORD VERSUS CONFERENCE

OPPOSITION	HOME			ROAD			OVERALL							
	W	L	T	W	L	T	GP	W	L	T	GF	GA	PTS	PCT
BOSTON	1	1	0	0	2	0	4	1	3	0	9	13	2	.250
BUFFALO	1	1	0	1	1	0	4	2	2	0	10	12	4	.500
FLORIDA	0	2	0	0	1	1	4	0	3	1	9	14	1	.125
MONTREAL	2	0	0	1	0	1	4	3	0	1	14	9	7	.875
NEW JERSEY	0	0	1	0	1	1	3	0	1	2	6	7	2	.333
NY ISLANDERS	2	0	0	0	1	0	3	2	1	0	12	8	4	.666
NY RANGERS	0	1	0	1	1	0	3	1	2	0	6	9	2	.333
OTTAWA	2	0	0	2	0	0	4	4	0	0	16	7	8	1.000
PHILADELPHIA	1	1	0	0	1	0	3	1	2	0	9	10	2	.333
PITTSBURGH	1	1	0	1	1	0	4	2	2	0	16	15	4	.500
QUEBEC	1	1	0	0	2	0	4	1	3	0	6	11	2	.250
TAMPA BAY	1	1	0	0	2	0	4	1	3	0	6	11	2	.250
WASHINGTON	0	1	1	1	1	0	4	1	2	1	8	15	3	.375



Darren Turcotte: second in club scoring with 17 goals, 35 points

1995-96 PLAYER PERSONNEL

FORWARDS	HT	WT	PLACE OF BIRTH	DATE	1994-95 CLUB
BES, Jeff	6-0	190	Tillsonburg, ON	7/31/73	Kalamazoo
CARSON, Jimmy	6-1	200	Southfield, MI	7/20/68	Hartford
CASSELLS, Andrew	6-0	192	Bramalea, ON	7/23/69	Hartford
CHASE, Kelly	5-11	195	Porcupine Plain, SK	10/25/67	Hartford
DANIELS, Jeff	6-1	200	Oshawa, ON	6/24/68	Florida-Detroit (IHL)
DANIELS, Scott	6-3	200	Prince Albert, SK	9/19/69	Hartford-Springfield
DRURY, Ted	6-0	185	Boston, MA	9/13/71	Hartford-Springfield
HARDING, Mike	6-4	225	Edson, AB	2/24/71	Northern Michigan
JANSENS, Mark	6-3	216	Surrey, BC	5/19/68	Hartford
JUNKIN, Dale	5-11	196	Oshawa, ON	5/23/73	Springfield
KAPANEN, Sami	5-10	169	Helsinki, FIN	6/14/73	HIFK Helsinki
KRON, Robert	5-10	180	Brno, CSSR	2/27/67	Hartford
LEMIEUX, Jocelyn	5-10	200	Mont-Laurier, PQ	1/18/67	Hartford
NIKOLISHIN, Andrei	5-11	180	Vorkuta, USSR	3/25/73	Hartford
O'NEILL, Jeff	6-0	176	King City, ON	2/23/76	Guelph
PETROVICHY, Robert	5-11	172	Kosice, CSSR	10/26/73	Hartford-Springfield
RAHNHEIM, Paul	6-0	195	St. Louis, MO	1/25/66	Hartford
RICE, Steven	6-0	215	Kitchener, ON	5/26/71	Hartford
SANDERSON, Geoff	6-0	185	Hay River, NWT	2/1/72	Hartford
SHANAHAN, Brendan	6-3	215	Mimico, ON	1/23/69	St. Louis
SMYTH, Kevin	6-2	217	Barrie, ON	1/12/73	Hartford-Springfield
STORM, Jim	6-2	200	Millford, MI	2/5/71	Hartford-Springfield
TURCOTTE, Darren	6-0	178	Boston, MA	3/2/68	Hartford
WREN, Bob	5-10	185	Preston, ON	9/16/74	Springfield
DEFENCEMEN					
BURT, Adam	6-0	190	Detroit, MI	1/15/69	Hartford
FEATHERSTONE, Glen	6-4	215	Toronto, ON	7/8/68	Hartford-NY Rangers
FEDOTOV, Sergei	6-1	185	Moscow, USSR	1/24/77	Dynamo Moscow
GLYNN, Brian	6-4	224	Iserlohn, GER	1/12/67	Hartford
GOODYNIAK, Alexander	6-0	207	Kiev, USSR	1/27/70	Hartford
KUCERA, Frantisek	6-2	205	Prague, CSSR	2/3/68	Hartford
MALIK, Marek	6-5	190	Ostrava, CSSR	6/24/75	Hartford-Springfield
McBAIN, Jason	6-2	178	Ilion, NY	4/12/74	Springfield
McCRIMMON, Brad	5-11	197	Dodsand, SK	3/29/59	Hartford
MUELLER, Brian	5-11	235	Liverpool, NY	6/27/72	Clarkson
STEVENS, John	6-1	195	Campbellton, NB	5/4/66	Springfield
STEWART, Michael	6-2	210	Calgary, AB	5/30/72	Springfield-Binghamton
WESLEY, Glen	6-1	195	Red Deer, AB	10/2/69	Hartford
GOALTENDERS					
BURKE, Sean	6-4	210	Windsor, ON	1/29/67	Hartford
LEGACE, Emanuel	5-9	162	Toronto, ON	2/4/73	Springfield
REESE, Jeff	5-9	175	Brantford, ON	3/24/66	Hartford



Glen Wesley: 16 points in first season on Hartford blueline

1994-95 SCORING STATISTICS


P	NO	PLAYER	GP	G	A	PTS	+/-	PIM	PP	SH	GW	GT	S	PCT
C	21	ANDREW CASSELS	46	7	30	37	3-	18	1	0	1	0	74	9.5
C	89	DARREN TURCOTTE	47	17	18	35	1	22	3	1	3	0	121	14.0
C	8	GEOFF SANDERSON	46	18	14	32	10-	24	4	0	4	0	170	10.6
R	12	STEVEN RICE	40	11	10	21	2	61	4	0	1	1	57	19.3
L	28	PAUL RANHEIM	47	6	14	20	3-	10	0	0	1	0	73	8.2
D	4	FRANTISEK KUCERA	48	3	17	20	3	30	0	0	1	0	73	4.1
C	33	JIMMY CARSON	38	9	10	19	5	29	4	0	3	0	58	15.5
C	18	ROBERT KRON	37	10	8	18	3-	10	3	1	1	0	88	11.4
R	11	*ANDREI NIKOLISHIN	39	8	10	18	7	10	1	1	0	0	57	14.0
D	6	ADAM BURT	46	7	11	18	0	65	3	0	1	0	73	9.6
D	20	GLEN WESLEY	48	2	14	16	6-	50	1	0	1	0	125	1.6
D	44	CHRIS PRONGER	43	5	9	14	12-	54	3	0	1	0	94	5.3
L	26	JOCELYN LEMIEUX	41	6	5	11	7-	32	0	0	1	0	78	7.7
C	13	TED DRURY	34	3	6	9	3-	21	0	0	0	0	31	9.7
C	22	MARK JANSSENS	46	2	5	7	8-	93	0	0	0	0	33	6.1
D	7	BRIAN GLYNN	43	1	6	7	2-	32	0	0	0	0	35	2.9
L	14	*KEVIN SMYTH	16	1	5	6	3-	13	0	0	0	0	20	5.0
C	32	IGOR CHIBIREV	8	3	1	4	1	0	0	0	0	0	9	33.3
R	27	KELLY CHASE	28	0	4	4	1	141	0	0	0	0	15	0
D	36	GLEN FEATHERSTONE	19	2	1	3	7-	50	0	0	0	0	22	9.1
		NY Rangers	6	1	0	1	0	18	0	0	0	0	6	16.7
		Hartford	13	1	1	2	7-	32	0	0	0	0	16	6.3
L	24	JIM STORM	6	0	3	3	2	0	0	0	0	0	3	0
L	17	*SCOTT DANIELS	12	0	2	2	1	55	0	0	0	0	7	0
D	23	*MAREK MALIK	1	0	1	1	1	0	0	0	0	0	0	0
D	10	BRAD MCCRIMMON	33	0	1	1	7	42	0	0	0	0	13	0
C	39	ROBERT PETROVICKY	2	0	0	0	0	0	0	0	0	0	1	0
R	52	JIM SANDLAK	13	0	0	0	10-	0	0	0	0	0	13	0
D	5	ALEXANDER GODYNYUK	14	0	0	0	1	8	0	0	0	0	16	0
GOALTENDER			GP	MIN	AVG	W	L	T	EN	SO	GA	SA	SPCT	
	1	SEAN BURKE	42	2418	2.68	17	19	4	6	0	108	1233	.912	
	35	JEFF REESE	11	477	3.27	2	5	1	1	0	26	234	.889	
TOTALS			48	2914	2.90	19	24	5	7	0	141	1474	.904	

1995 DRAFT CHOICES


- 13 Jean-Sebastien Giguere
G, Halifax (QMJHL)
- 35 Sergei Fedotov
D, Dynamo Moscow (CIS)
- 85 Ian MacNeil
C, Oshawa (OHL)
- 87 Sami Kapanen
W, HIFK Helsinki (FIN)
- 113 Hugh Hamilton
D, Spokane (WHL)
- 165 Byron Ritchie
C, Lethbridge (WHL)
- 191 Milan Kostoly
RW, Detroit (OHL)
- 217 Mike Rucinski
D, Detroit (OHL)



Jimmy Carson



Frantisek Kucera: 20 points to lead club defencemen in scoring



Andrew Cassels: 37 points in 46 games as club's leading scorer



FORECAST 1995-96

OFFENCE

Cassels' solid performance was encouraging in light of a 27-point drop between 1992-93 and the last full season. Likewise Turcotte, who was hurt in 1993-94 after four solid seasons with the Rangers. Two of those over time game winners were his. Sanderson's 18 goals, four of them game winners, led the team, and he hopes to get back to his 89-point form of two years ago. The Whalers are loaded with present or former centres: Jimmy Carson, Robert Kron, Ted Drury, Mark Janssens, Chibirev and Petrovicky joining the top three. Nikolishin's plus-seven led all the forwards. A total of 13 players had points in double figures, but overall, the scoring wasn't far from being last in the League. Chibirev played just eight games, but had three goals. Shanahan is a major plus for the Whalers. He is a two-time 50-goal scorer and hit the 100-point mark two years ago. He excels on both special units.

DEFENCE

Only Florida allowed fewer goals than Hartford's 141 among clubs that didn't make the playoffs. It was a new ball game for Wesley, who had the benefit of Ray Bourque all his years in Boston. Wesley had 14 assists, a second-best 125 shots and helped the power play, and he wound up sharing the offensive role on the blueline with Kucera. Adam Burt equalled his previous year's point total of 18. Although Pronger's numbers were down slightly, he will likely be missed. Veteran Brad McCrimmon shared the club lead at plus seven in 33 games, but his status was up in the air. The dependable Brian Glynn was solid over his 43 games. The Whalers cut more than 80 goals off their 1992-93 total in 1993-94 and hope to continue that trend in this new full season.

GOALTENDING

The lanky Burke has been a workhorse since he played

junior hockey in Toronto, so the rubber mill didn't wear him down. He fashioned a fine 2.68 goals-against average and .912 save percentage. The average was his lowest in three years here, in which he's averaged 17 wins. But he hasn't seen the playoffs in four years. Jeff Reese has been a capable understudy for three NHL teams, appearing in 11 games here last season.

SPECIAL TEAMS

The Whalers improved their ranking on the special teams index, rising from minus 28 a year ago, to minus 10. They were 14th on the power play at 17.2%. Sanderson, Rice and Carson all getting four goals on the unit. Penalty killing was not as sharp, 80.0%, with only three shorthand goals to show from that unit.


NEW FACES

O'Neill's arrival is much anticipated and could be the catalyst

to push some other players. A shoulder injury has hindered defenceman Marek Malik from making a quicker debut in Hartford. Left winger Kevin Smyth saw action in 16 games. Petrovicky two, and both should stick around longer this year.

OUTLOOK

The Whalers were itching to trade throughout the summer to improve the club and perhaps make a splash with their fans, finally pulling the trigger on the Shanahan deal. Considered one of the League's premier power forwards, Shanahan adds plenty of experience and character. There is too much talent here to stay down for long, but they may need some help from other clubs at the trade deadline to make the playoffs. The Whalers are already adept at winning in their own division. 13-10-1 last season, and with their good crop of youngsters bound to improve, they could make some noise in their conference.



Geoff Sanderson: 18 goals, including four on power-play unit



Steven Rice: 11 goals, including four on power-play unit



Winning the League's first Draft Drawing was a good start to the new season for the Los Angeles Kings — a team that needed some kind of break.

With only a 4.2% chance of winning, the Kings were in possession of the right four-number combination and improved their position in the draft order from seventh to third.

"Maybe things are finally turning around for the Kings," observed general manager Sam McMaster.

With the coveted third pick, the Kings chose the last of a trio of fine defencemen available, Aki-Petteri Berg. The 6-foot-3 Finn is big enough and tough

enough for the NHL and the Kings could use help everywhere, except first-line centre.

Wayne Gretzky led the team in scoring, playing in all 48 games, but little else went according to plan as Los Angeles missed the playoffs for the second straight year. There were several trades in an attempt to shake up the roster, 11 rookies were pressed into service and Barry Melrose was removed from behind the bench.

And the Kings would have liked to have converted some of their nine ties (second most in the League) into victories.

However, the Kings missed qualifying for the post-season by a point, in large part due to the League's second-worst home record (7-11-6).

McMaster was operating again in the off-season, obtaining Dimitri Khristich and back-up netminder Byron Dafoe from Washington for a couple of

picks in the 1996 Entry Draft.

The Kings did get better than expected marks from Dan Quinn, who came over to Los Angeles to score 31 points and lead them in game-winning and game-tying goals. Rick Tocchet had 35 points in 36 games, and will likely do better if healthy for a full season. Quinn, however, returns to Ottawa this season.

The last two years have been tough on Gretzky, who turns 35 at mid-season, but the greatest scorer in League history insists he'll press on and not retire. He crossed the 2,500-point milestone on April 17, a Stanley Cup with the Kings now his lone goal in California.

The Kings got lucky again in late July when Larry Robinson signed on as new head coach. Robinson spent his last three years as a player with the Kings and he has been an assistant coach the last two seasons in New Jersey.

KINGS



Captain Wayne Gretzky led the Kings with his 48 points, including the 2,500th of his NHL career.



PACIFIC
DIVISION

FIVE YEAR POINT PERFORMANCE

	40	50	60	70	80	90	100	110	120
90/91								102	
91/92					84				
92/93						88			
93/94			66						
94/95	41								

48-GAME SCHEDULE

1994-95 RECORD VERSUS CONFERENCE


OPPOSITION	HOME			ROAD			OVERALL							
	W	L	T	W	L	T	GP	W	L	T	GF	GA	PTS	PCT
ANAHEIM	1	1	1	0	1	1	5	1	2	2	10	14	4	400
CALGARY	0	1	1	1	2	0	5	1	3	1	15	22	3	300
CHICAGO	0	2	0	1	1	0	4	1	3	0	12	22	2	250
DALLAS	1	1	0	1	1	0	4	2	2	0	10	15	4	500
DETROIT	2	0	0	0	1	1	4	2	2	1	15	13	5	625
EDMONTON	1	1	1	1	1	0	5	5	2	1	17	14	5	500
SAN JOSE	0	2	0	1	2	0	5	1	4	0	8	14	2	200
ST LOUIS	1	0	1	0	1	1	4	1	1	2	13	13	4	500
TORONTO	0	1	1	2	0	0	4	2	1	1	15	11	5	625
VANCOUVER	0	2	0	0	2	0	4	0	4	0	10	24	0	000
WINNIPEG	1	0	1	2	0	0	4	3	0	1	17	12	7	875



Tony Granato: 13 goals, 24 points and team-high plus nine

1995-96 PLAYER PERSONNEL


FORWARDS	HT	WT	PLACE OF BIRTH	DATE	1994-95 CLUB
BOBACK, Michael	5-11	185	Mt. Clemens, MI	8/13/70	Portland
BROWN, Kevin	6-1	212	Birmingham, ENG	5/11/74	Los Angeles-Phoenix
BYLSMA, Dan	6-2	216	Grand Rapids, MI	9/19/70	Phoenix
CONACHER, Pat	5-9	190	Edmonton, AB	5/1/59	Los Angeles
DRUCE, John	6-2	195	Peterborough, ON	2/23/66	Los Angeles
GRANATO, Tony	5-10	185	Downers Grove, IL	7/25/64	Los Angeles
GRETZKY, Wayne	6-0	180	Brantford, ON	1/26/61	Los Angeles
JOHNSON, Mall	6-5	230	Welland, ON	11/23/75	LA-Peterborough
KHRISTICH, Dimitri	6-2	195	Kiev, USSR	7/23/69	Washington
KURRI, Jari	6-1	195	Heisinki, FIN	5/18/60	Los Angeles
LANG, Robert	6-2	189	Teplice, CSSR	12/19/70	Los Angeles
MacLEAN, Donald	6-2	174	Sydney, NS	1/14/77	Beaumont
MORGAN, Jason	6-1	190	St. John's, NF	10/9/76	Kingston-Kitchener
PERREAU, Yanic	5-11	182	Sherbrooke, PQ	4/4/71	Los Angeles-Phoenix
POTOMSKI, Barry	6-2	215	Windsor, ON	11/24/72	Phoenix
REDMOND, Keith	6-3	208	Richmond Hill, ON	10/25/72	Phoenix
ROSA, Pavel	5-11	180	Most, CSSR	6/1/77	Litvinov
RYDMARK, Daniel	5-10	180	Vasteras, SWE	2/23/70	Malmö
SHEVAUER, Jeff	5-11	185	Mississauga, ON	3/14/74	Los Angeles-Phoenix
SHUCHUK, Gary	5-10	190	Edmonton, AB	2/17/67	Los Angeles-Phoenix
SOULLIERE, Stephane	5-11	180	Greenfield Park, PQ	5/30/75	Guelph-Oshawa
TOCCHET, Rick	6-0	205	Scarborough, ON	4/9/64	Los Angeles
TODD, Kevin	5-10	180	Winnipeg, MB	5/4/68	Los Angeles
TSYPLAKOV, Vladimir	6-2	194	Inta, USSR	4/18/69	Fort Wayne
YACHMENEV, Vitali	5-9	180	Chelyabinsk, USSR	1/8/75	Phoenix-North Bay
DEFENCEMEN					
BATYRSHIN, Ruslan	6-1	180	Moscow, USSR	2/19/75	Dynamo Moscow
BERG, Aki-Petteri	6-3	200	Turku, FIN	7/28/77	TPS Jr Turku
BLAKE, Rob	6-3	215	Simcoe, ON	12/10/69	Los Angeles
BLOMSTEN, Arto	6-3	210	Vaasa, FIN	3/16/65	Los Angeles-Winnipeg
COWIE, Rob	6-0	195	Toronto, ON	1/13/67	Los Angeles-Phoenix
HOCKING, Justin	6-4	206	Stellier, AB	1/9/74	Phoenix-Portland
McSORLEY, Marty	6-1	225	Hamilton, ON	5/18/63	Los Angeles
ODONNELL, Sean	6-2	224	Ottawa, ON	10/13/71	Los Angeles-Phoenix
PETIT, Michel	6-1	205	St-Malo, PQ	2/12/64	Los Angeles
SYDOR, Darryl	6-0	205	Edmonton, AB	5/13/72	Los Angeles
TSYGUROV, Denis	6-3	198	Chelyabinsk, USSR	2/26/71	Los Angeles-Buffalo
VOPAT, Jan	6-0	198	Most, CSSR	3/22/73	Litvinov
GOALTENDERS					
DAFOE, Byron	5-11	175	Sussex, ENG	2/25/71	Washington-Phoenix
HRUDEY, Kelly	5-10	189	Edmonton, AB	1/13/61	Los Angeles
STORR, Jamie	6-1	192	Brampton, ON	12/28/75	Los Angeles-Windsor



Darryl Sydor: four goals and 23 points as blueline leader

1994-95 SCORING STATISTICS

P	NO	PLAYER	GP	G	A	PTS	+/-	PIM	PP	SH	GW	GT	\$	PCT
C	99	WAYNE GRETZKY	48	11	37	48	20-	6	3	0	1	0	142	7.7
R	22	RICK TOCCHET	36	18	17	35	8-	70	7	1	3	0	95	18.9
C	7	DAN QUINN	44	14	17	31	3-	32	2	0	4	3	78	17.9
L	17	JARI KURRI	38	10	19	29	17-	24	2	0	0	1	84	11.9
L	21	TONY GRANATO	33	13	11	24	9	68	2	0	3	0	106	12.3
D	25	DARRYL SYDOOR	48	4	19	23	2-	36	3	0	0	1	96	4.2
D	33	MARTY MCSORLEY	41	3	18	21	14-	83	1	0	0	1	75	4.0
R	19	JOHN DRUCE	43	15	5	20	3-	20	3	0	1	0	75	20.0
L	44	RANDY BURRIDGE	40	4	15	19	4-	10	2	0	0	0	52	7.7
		Washington	2	0	0	0	0	2	0	0	0	0	2	0
		Los Angeles	38	4	15	19	4-	8	2	0	0	0	50	8.0
D	24	MICHEL PETIT	40	5	12	17	4	84	2	0	0	0	70	7.1
L	28	*ERIC LACROIX	45	9	7	16	2	54	2	1	1	0	64	14.1
L	15	PAT CONACHER	48	7	9	16	9-	12	0	1	0	0	64	10.9
C	13	ROBERT LANG	36	4	8	12	7-	4	0	0	0	0	38	10.5
D	4	ROB BLAKE	24	4	7	11	16-	38	4	0	1	0	76	5.3
C	12	KEVINTOOD	33	3	8	11	5-	12	0	0	1	0	34	8.8
C	14	GARY SHUCHUK	22	3	6	9	2-	6	0	0	0	0	16	18.8
D	29	*CHRIS SNELL	32	2	7	9	7-	22	0	2	0	0	45	4.4
D	77	ROB COWIE	32	2	7	9	6-	20	0	0	0	0	39	5.1
C	39	*YANIC PERREAULT	26	2	5	7	3	20	0	0	1	0	43	4.7
D	26	PHILIPPE BOUCHER	15	2	4	6	3	4	0	0	0	0	30	6.7
		Buffalo	9	1	4	5	6	0	0	0	0	0	15	6.7
		Los Angeles	6	1	0	1	3-	4	0	0	0	0	15	6.7
R	8	*KEVIN BROWN	23	2	3	5	7-	18	0	0	0	0	25	8.0
R	55	TROY CROWDER	29	1	2	3	0	99	0	0	0	0	4	25.0
D	6	*SEAN O'DONNELL	15	0	2	2	2-	49	0	0	0	0	12	0
L	10	*JEFF SHEVALIER	1	1	0	1	1	0	0	0	0	0	1	100.0
L	34	*MATT JOHNSON	14	1	0	1	0	102	0	0	0	0	4	25.0
D	35	ARTO BLOMSTEN	5	0	1	1	2	2	0	0	0	0	1	0
		Winnipeg	1	0	0	0	0	2	0	0	0	0	0	0
		Los Angeles	4	0	1	1	2	0	0	0	0	0	1	0
L	27	DAVE THOMLINSON	1	0	0	0	1-	0	0	0	0	0	0	0
D	5	TIM WATTERS	1	0	0	0	1	0	0	0	0	0	1	0
D	38	*ERIC LAVIGNE	1	0	0	0	1-	0	0	0	0	0	0	0
R	9	ROB BROWN	2	0	0	0	2-	0	0	0	0	0	1	0
D	3	*DENIS TSYGUROV	25	0	0	0	3-	15	0	0	0	0	20	0
		Buffalo	4	0	0	0	1-	4	0	0	0	0	4	0
		Los Angeles	21	0	0	0	2-	11	0	0	0	0	16	0
GOALTENDER			GP	MIN	AVG	W	L	T	EN	SO	GA	SA	SPCT	
	36	*PAULI JAKS	1	40	3.00	0	0	0	0	0	2	25	.920	
	32	KELLY HRUDEY	35	1894	3.14	14	13	5	3	0	99	1099	.910	
	31	*JAMIE STORR	5	263	3.88	1	3	1	1	0	17	152	.888	
	31	GRANT FUHR	14	698	4.04	1	7	3	3	0	47	379	.876	
	35	ROBB STAUBER	1	16	7.50	0	0	0	0	0	2	6	.667	
TOTALS			48	2925	3.57	16	23	9	7	0	174	1668	.896	




Kelly Hrudey: solid season with 14-13-5 record, 3.14 average and .910 save percentage in 35 games

1995 DRAFT CHOICES

3. Aki-Petteri Berg
D, TPS Turku Jr (FIN)
33. Donald MacLean
C, Beauport (QMJHL)
50. Pavel Rosa
W, Litvinov Jr (CZE)
59. Vladimir Tsyplakov
LW, Fort Wayne (IHL)
118. Jason Morgan
C, Kingston (OHL)
137. Igor Melyakov
W, Yaroslavl (CIS)
157. Benoit Larose
D, Sherbrooke (QMJHL)
163. Juha Vuorivirta
C, Tappara Tampere (FIN)
215. Brian Stewart
D, Sault-Ste-Marie (OHL)



Rob Blake



Eric Lacroix



FORECAST 1995-96

OFFENCE

Gretzky's 37 assists ranked ninth in the League, though no other King had 20. Jari Kurri had 29 points in 38 games, showing he still has life in his legs as well. Tocchet may not strike in the 40-goal range anymore, but 18 was more than he had the previous year. Tony Granato led the team with a plus nine and was second in shots to Gretzky. He and Tocchet had the club's only hat tricks last year. Khristich was Washington's top scoring left winger last year with 26 points, but his overall points have been dropping the last three years. John Druce bettered his 1993-94 total with the Kings by nailing 15 goals, second to Tocchet. Many of the youngsters will get more of a chance up front this season, such as Eric Lacroix, who led the club's rookies with 16 points, and centre Yanic Perreault, who appeared in 26 games.

DEFENCE

The Kings are still developing one of the best bluelines in the

West, despite the departure of Alexei Zhitnik in the trade to Buffalo. Darryl Sydor led the defence in scoring with 19 assists and 23 points and was a minus two. Rob Blake missed half the season with a groin injury, but is on his way to a long and distinguished career. Marty McSorley, who can play forward or defence, adds to the leadership abilities of Gretzky and Tocchet. Michel Petit had a couple of disappointing years in Calgary, but was a workhorse here. He was a plus four and chipped in 17 points. Ex-Sabre Philippe Boucher can help the team over a full season and the Kings are very high on newcomers Chris Snell and Rob Cowie, who each had two goals and nine points in 32 games.

GOALTENDING

The Kings lost unrestricted free agent Grant Fuhr in the off-season, clearing the way for a battle between Kelly Hrudey and back-ups Jamie Storr and Dafoe. Hrudey, who has been over-worked the last few years, will be 35, but has won the Kings

164 regular-season and playoff games in more than six years. He managed a .910 save percentage and a 14-13-5 record. Despite the Kings' poor season, he allowed three or fewer goals in 24 of his 33 starts. Storr, chosen seventh overall in the 1994 Draft, won one of five starts. Dafoe has played 10 NHL games in three years with inconclusive results. The Kings also have Pauli Jaks in the system if needed in an emergency.

SPECIAL TEAMS

The Kings suffered a drop from plus 13 to minus 10 on the special teams index, as a result of the power play's struggles. The unit was 13th overall, but gave up eight shorthand goals. There was a spread of Kings scorers, however. 11 players with at least two goals, led by Tocchet's seven and Blake's four, despite the injury. Snell had two shorthand goals, as the Kings finished 17th in penalty killing. If the Kings retain McSorley, Troy Crowder and Matt Johnson (102 penalty minutes in 14 games),

they will be busy on that unit again this season.

NEW FACES

Robinson is a new but familiar face. Khristich will step right into the lineup to add some scoring punch. A pair of 1992 draft choices could make the team as wingers: big Kevin Brown and Jeff Shevaller, who had a shot and a goal in his only Kings' appearance last year. Add defenceman Jan Vopat from the Czech Republic, acquired from Hartford in June. Left winger Keith Redmond had a slow start down on the farm, but he comes highly recommended and could grab a spot.

OUTLOOK

The rise of Anaheim and San Jose makes it necessary for the Kings to re-establish themselves in the competitive California market. They must make a move while Gretzky, Kurri, Tocchet, Hrudey and the like are still capable. But Robinson may be just the tonic the Kings require.



Rick Tocchet: 18 goals, including club-high seven on power play



Dan Quinn: returning to Ottawa after 14-goal, 31-point season

"Your Chrysler and Jeep/Eagle Dealers Score for You."

Here's What Makes Us A Winning Team.

★ **CHRYSLER-TRAINED TECHNICIANS**
The people who know your Chrysler Canada vehicle best!

★ **MOPAR REPLACEMENT PARTS**
The only parts approved by Chrysler engineers!

★ **COMMITTED TO YOUR CONVENIENCE**
We respect and value your time!

★ **COURTEOUS ATTENTION**
We thank you and appreciate your business!

★ **COMPETITIVE PRICES**
Five Star Service at everyday prices!

OIL AND FILTER CHANGE



Includes:

- Up to 5L of Mopar Premium Oil
- Mopar Oil Filter
- 15 point inspection
- Lube (where applicable)

OUR FIVE STAR GUARANTEE*

**"READY WHEN PROMISED
... OR YOU DON'T PAY!"**

* Ask for details.



CHRYSLER ★ PLYMOUTH ★ DODGE ★ DODGE TRUCK ★ JEEP ★ EAGLE



Most people seemed to agree that the Montreal Canadiens needed change, but missing the playoffs for the first time in a quarter century was not what they had in mind.

History says it won't become a habit. Montreal has not missed the playoffs two years in a row since the early 1920s. And with the new lineup taking shape, they won't need to lean on the record book to get back in. Due to move into the new Forum in March, they want to make as big a splash as possible when the playoffs start.

Their two biggest acquisitions last season, Mark Recchi from the Flyers and Pierre Turgeon

from the Islanders, are already their leading scorers.

Recchi has scored at least 30 goals in five of his last six seasons and averaged a point a game in the abbreviated schedule. Turgeon will inherit the often-difficult mantle of Quebec-born star of the team, but so far it hasn't bothered him.

The Canadiens also picked up Vladimir Malakhov along with Turgeon, giving them one of the most promising defencemen in the League. Another plus came in the offseason deal for the big Marc Bureau in exchange for Brian Bellows. Certainly the Habs want to be tougher on the road, where they won just three games last season, fewest in the League.

Throw in some maturing rookies, such as centre Brian Savage and wingers Valeri Bure and Turner Stevenson, and the Canadiens appear to be playoff bound again.

They still have Patrick Roy, now 30, but still capable of greatness as long as the Habs get their act together in front of him. Jacques Demers returns as coach. He and general manager Serge Savard are convinced many of last year's problems in the dressing room have since been cleared up.

Much will depend on getting the high-profile players who remain back on track. The offence conked out with just 125 goals; only the Senators scored fewer in the Northeast Division. The arrival of centre Saku Koivu is expected to address some of the problem.

Falling numbers weren't really a problem for forwards Vincent Damphousse, Benoit Brunet and Mike Keane.

And Yves Racine, an offensive defenceman acquired from the Flyers in the previous off-season, will also benefit from a full 82-game slate.

CANADIENS



After his late arrival, Pierre Turgeon had 11 goals and 20 points in his 15 games in Montreal.



NORTHEAST
DIVISION

FIVE YEAR POINT PERFORMANCE

	40	50	60	70	80	90	100	110	120
90/91						89			
91/92						93			
92/93							102		
93/94						96			
94/95	43	48-GAME SCHEDULE							

1994-95 RECORD VERSUS CONFERENCE

OPPOSITION	HOME			ROAD			OVERALL							
	W	L	T	W	L	T	GP	W	L	T	GF	GA	PTS	PCT
BOSTON	0	2	0	0	2	0	4	0	4	0	8	20	0	.000
BUFFALO	0	0	2	0	2	0	4	0	2	2	6	11	2	.250
FLORIDA	0	1	0	1	0	1	3	1	1	1	8	6	3	.500
HARTFORD	0	1	1	0	2	0	4	0	3	1	9	14	1	.125
NEW JERSEY	2	0	0	0	2	0	4	2	2	0	9	12	4	.500
NY ISLANDERS	2	0	0	0	1	0	3	2	1	0	8	6	4	.666
NY RANGERS	2	0	0	0	1	1	4	2	1	1	12	10	5	.625
OTTAWA	2	0	0	2	0	0	4	4	0	0	16	8	8	1.000
PHILADELPHIA	0	1	1	0	2	0	4	0	3	1	8	20	1	.125
PITTSBURGH	2	0	0	0	2	0	4	2	2	0	13	13	4	.500
QUEBEC	2	0	0	0	1	1	4	2	1	1	14	13	5	.625
TAMPA BAY	1	0	0	0	2	0	3	1	2	0	6	8	2	.333
WASHINGTON	2	0	0	0	1	0	3	2	1	0	8	7	4	.666




Mike Keane: 10 goals, 20 points and plus five over 48 games

1995-96 PLAYER PERSONNEL

FORWARDS	HT	WT	PLACE OF BIRTH	DATE	1994-95 CLUB
BORDELEAU, S.	5-10	176	Vancouver, BC	2/15/75	Fredericton-Hull
BRUNET, Benoit	5-11	193	Pointe-Claire, PQ	8/24/68	Montreal
BURE, Valeri	5-10	168	Moscow, USSR	6/13/74	Montreal-Fredericton
BUREAU, Marc	6-1	198	Trois-Rivieres, PQ	5/19/66	Tampa Bay
CAMPBELL, Jim	6-1	175	Worcester, MA	4/8/73	Fredericton
CONROY, Craig	6-2	190	Potsdam, NY	9/4/71	Montreal-Fredericton
DAMPHOUSE, V.	6-1	199	Montreal, PQ	12/17/67	Montreal
FERGUSON, Craig	6-0	185	Castro Valley, CA	4/8/70	Montreal-Fredericton
FLEMING, Gerry	6-5	240	Montreal, PQ	10/16/67	Montreal-Fredericton
FRASER, Scott	6-1	200	Moncton, NB	5/3/72	Fredericton
KEANE, Mike	5-10	178	Winnipeg, MB	5/29/67	Montreal
KOIVU, Saku	5-9	161	Turku, FIN	11/23/74	TPS Turku
KRAMER, Brady	6-2	170	Philadelphia, PA	6/13/73	Providence College
LAMB, Mark	5-9	180	Ponteix, SK	8/3/64	Montreal-Philadelphia
MAJIC, Xavier	6-0	190	Fernie, BC	3/10/73	Fredericton-Wheeling
PETROV, Oleg	5-9	166	Moscow, USSR	4/18/71	Montreal-Fredericton
RECCI, Mark	5-10	185	Kamloops, BC	2/1/68	Montreal-Philadelphia
SARAU, Yves	6-1	170	Valleyfield, PQ	12/23/72	Montreal-Fredericton
SAVAGE, Brian	6-1	196	Sudbury, ON	2/24/71	Montreal
SEVIGNY, Pierre	6-0	189	Trois-Rivieres, PQ	9/8/71	Montreal
STEVENSON, Turner	6-3	224	Prince George, BC	5/18/72	Montreal-Fredericton
TUCKER, Darcy	5-10	163	Castor, AB	3/15/75	Kamloops
TURGEON, Pierre	6-1	195	Rouyn, PQ	8/29/69	Montreal-NY Islanders

DEFENCEMEN	HT	WT	PLACE OF BIRTH	DATE	1994-95 CLUB
BILODEAU, Brent	6-4	215	Dallas, TX	3/27/73	Fredericton
BRISEBOIS, Patrice	6-2	192	Montreal, PQ	1/27/71	Montreal
DAIGNEAULT, J.J.	5-11	199	Montreal, PQ	10/12/65	Fredericton
FITZPATRICK, Rory	6-1	195	Rochester, NY	1/11/75	Fredericton-Sudbury
KIPRUSOF, Marko	6-0	194	Turku, FIN	6/6/72	TPS Turku
MAGUIRE, Derek	6-0	185	Delbarton, NJ	12/9/71	Fredericton
MALAKHOV, Vladimir	6-3	220	Sverdlovsk, USSR	8/30/68	Montreal-NY Islanders
O'DELEN, Lyle	5-10	206	Quill Lake, SK	7/21/68	Montreal
POPOVIC, Peter	6-5	241	Kopang, SWE	2/10/68	Montreal
PROULX, Christian	6-1	190	Sherbrooke, PQ	12/10/73	Fredericton
QUINTAL, Stephane	6-3	215	Boucherville, PQ	10/22/68	Winnipeg
RACINE, Yves	6-0	200	Malane, PQ	2/7/69	Montreal
RIVET, Craig	6-2	178	North Bay, ON	9/13/74	Montreal-Fredericton
WILKIE, David	6-2	210	Ellensburg, WA	5/30/74	Montreal-Fredericton

GOALTENDERS	HT	WT	PLACE OF BIRTH	DATE	1994-95 CLUB
BROCHU, Martin	5-11	195	Anjou, PQ	3/10/73	Fredericton
LABRECQUE, Patrick	6-0	190	Laval, PQ	3/6/71	Fredericton-Wheeling
ROY, Patrick	6-0	192	Quebec City, PQ	10/5/65	Montreal



Benoit Brunet: seven goals, 25 points, plus seven in 45 games

1994-95 SCORING STATISTICS


P	NO	PLAYER	GP	G	A	PTS	+/-	PIM	PP	SH	GW	GT	\$	PCT
R	8	MARK RECCHI Philadelphia Montreal	49	16	32	48	9-	28	9	0	3	0	121	13.2
			10	2	3	5	6-	12	1	0	2	0	17	11.8
			39	14	29	43	3-	16	8	0	1	0	104	13.5
C	77	PIERRE TURGEON NY Islanders Montreal	49	24	23	47	0	14	5	2	4	0	160	15.0
			34	13	14	27	12-	10	3	2	2	0	93	14.0
			15	11	9	20	12	4	2	0	2	0	67	16.4
L	25	VINCENT DAMPHOUSSE	48	10	30	40	15	42	4	0	4	0	123	8.1
L	22	BENOIT BRUNET	45	7	18	25	7	16	1	1	2	1	80	8.8
D	38	VLADIMIR MALAKHOV NY Islanders Montreal	40	4	17	21	3-	46	1	0	0	0	91	4.4
			26	3	13	16	1-	32	1	0	0	0	61	4.9
			14	1	4	5	2-	14	0	0	0	0	30	3.3
R	12	MIKE KEANE	48	10	10	20	5	15	1	0	0	0	75	13.3
C	49	*BRIAN SAVAGE	37	12	7	19	5	27	0	0	0	0	64	18.8
L	23	BRIAN BELLOWS	41	8	8	16	7-	8	1	0	1	0	110	7.3
D	43	PATRICE BRISEBOIS	35	4	8	12	2-	26	0	0	2	0	67	6.0
D	29	YVES RACINE	47	4	7	11	1-	42	2	0	1	0	63	6.3
D	24	LYLE ODELEIN	48	3	7	10	13-	152	0	0	0	0	74	4.1
D	48	J.J. DAIGNEAULT	45	3	5	8	2	40	0	0	0	0	36	8.3
R	30	*TURNER STEVENSON	41	6	1	7	0	86	0	0	1	0	35	17.1
D	44	BRYAN FOGARTY	21	5	2	7	3-	34	3	0	0	0	41	12.2
R	6	OLEG PETROV	12	2	3	5	7-	4	0	0	0	0	26	7.7
R	31	ED RONAN	30	1	4	5	7-	12	0	0	0	0	14	7.1
D	34	PETER POPOVIC	33	0	5	5	10-	8	0	0	0	0	23	0
R	18	*VALERI BURE	24	3	1	4	1-	6	0	0	1	0	39	7.7
C	17	MARK LAMB Philadelphia Montreal	47	1	2	3	12-	20	0	0	0	0	30	3.3
			8	0	2	2	1	2	0	0	0	0	7	0
			39	1	0	1	13-	18	0	0	0	0	23	4.3
L	35	*DONALD BRASHEAR	20	1	1	2	5-	63	0	0	1	0	10	10.0
C	28	*CRAIG CONROY	6	1	0	1	1-	0	0	0	0	0	4	25.0
D	52	*CRAIG RIVET	5	0	1	1	2	5	0	0	0	0	2	0
L	26	*YVES SARAULT	8	0	1	1	1-	0	0	0	0	0	9	0
C	46	*CRAIG FERGUSON	1	0	0	0	0	0	0	0	0	0	3	0
D	56	*DAVID WILKIE	1	0	0	0	0	0	0	0	0	0	0	0
R	57	CHRIS MURRAY	3	0	0	0	0	4	0	0	0	0	0	0
L	36	GERRY FLEMING	6	0	0	0	1-	17	0	0	0	0	1	0
L	32	MARIO ROBERGE	9	0	0	0	2-	34	0	0	0	0	0	0
L	20	PIERRE SEVIGNY	19	0	0	0	5-	15	0	0	0	0	6	0
GOALTENDER			GP	MIN	AVG	W	L	T	EN	SO	GA	SA	SPCT	
33	PATRICK ROY		43	2566	2.97	17	20	6	3	1	127	1357	.906	
1	RON TUGNUTT		7	346	3.12	1	3	1	0	0	18	172	.895	
TOTALS			48	2921	3.04	18	23	7	3	1	148	1532	.903	




Patrick Roy: solid .906 save percentage despite facing League-high 1,357 shots over 2,566 minutes

1995 DRAFT CHOICES

- 8 Terry Ryan
LW, Tri-City (WHL)
- 60 Miroslav Guren
D, ZPS Zlin (CZE)
- 74 Martin Hohenberger
LW, Prince George (WHL)
- 86 Jonathan Delisle
RW, Hull (QMJHL)
- 112 Niklas Anger
RW, Djurgarden Jr (SWE)
- 138 Boyd Olson
C, Tri-City (WHL)
- 164 Stephane Robidas
D, Shawinigan (QMJHL)
- 190 Greg Hart
RW, Kamloops (WHL)
- 216 Eric Houde
C, Halifax (QMJHL)



Yves Racine



Brian Savage



FORECAST 1995-96

OFFENCE

Recchi exploded off the right wing after the trade, with 43 points in 39 games after getting five in 10 with the Flyers. His 32 assists overall led the team. Turgeon had their only hat trick, topping the club in goals with 24 and tying for the League's longest scoring streak, 21 points over 14 games during April. Damphousse, with 40 points, was encouraged by his plus 15, by far the best on the club. The Canadiens chose 10 prospects ahead of Savage in the 1991 Draft, but the centre had 12 goals and 19 points to finish tied for 10th among league rookies last season. They can expect more from other youngsters such as Bure and Stevenson. Bureau had 14 points in 48 games in a defensive role with the Lightning, but has yet to match his great minor-league numbers in the NHL. Checking centre Mark Lamb is also capable of 20-plus points.

DEFENCE

Montreal ranked 11th of the 14 Eastern teams in giving up 148 goals, and their defence must improve on both sides of centre. Malakhov led the Montreal rear-guards with 21 points last year and had 47 assists in his last full season. Lyle Odelein was the only defenceman to play all 48 games and was his usual boisterous self, but he's capable of more points and a better plus/minus: at minus 13, he was the lowest on the team. Veterans Patrice Brisebois, J.J. Daigneault and Bryan Fogarty all figured more prominently after the departure of Mathieu Schneider, but Fogarty may not return this season. Peter Popovic, a stay-at-home type, saw action in 33 games in his second season in Montreal.

GOALTENDING

No one in the League played more than Roy's 2,566 minutes,

though 2.97 represented his third highest goals-against average in a decade. He had just one shutout compared to seven the year before and had his first losing season in the NHL. But after five All-Star Team selections, it's safe to say his play was a reflection of what went on in front of him. His workload obviously didn't leave much for back-up Ron Tugnutt, who was 1-3-1 in seven appearances. He may not return.

SPECIAL TEAMS

Montreal allowed just three shorthand goals, but major improvement is called for here. A 16.3% power play and 80.6% penalty-killing unit dropped them from plus eight to minus 11 on the special teams index, ahead of just four other teams. Recchi, Turgeon, Damphousse and Fogarty had 17 of the 28

power-play goals. Brunet had Montreal's only shorthand goal.

NEW FACES

Koivu prepared for the NHL by winning the Finnish League scoring title with 74 points, leading his team to that country's club championship and his country to the gold medal at the World Championship. Another European forward expected to make more of an impact is Bure. The Canadian prospects at camp include centre Darcy Tucker and defenceman David Wilkie.

OUTLOOK

The last season in the Forum should be a memorable one for the Habs, now the only NHL team in Quebec. They're going to be a better regular-season team, but hope to develop a new playoff identity.



Mark Recchi: 14 goals and 43 points in 39 games with Montreal



Vladimir Malakhov: 21 points in 40 games overall on blueline

1995 NHL & HEADBANDS LOGO

Shoot & Score! ...with Officially Licensed Products from Logo Sports!

SPORTS ENTERPRISES, Inc.

1-800-NHL-LOGO **LOGO** 1-800-NHL-LOGO **LOGO** 1-800-NHL-LOGO **LOGO**

LEATHER SLEEVED \$260 ALL LEATHER \$350



Leather Sleeved
24oz. wool melton body.
Leather sleeves. Large
chenille patch on front and
back. Left shoulder has
commemorative patch.
HDEL NHL-23

All Leather
100% genuine leather; pro
graphic embroidered directly
on left chest and back of jacket
HDL NHL

All Teams Available for Both Jacket
No returns or returns on jackets as they are custom made.
Sizes: S(34-36) M(38-40) L(42-44) XL(46-48) XXL(50-52) Adj 20%
XXXL(54-56) adj 30% XXXXL(58-60) adj 40%

THE WAVE PARKA



Embroidered
team logo
on back

\$134⁹⁵

SUPPLEX PARKA



Embroidered
team logo
on back

\$130⁹⁵

NHL Authentic Jerseys by C.C.M.

Constructed by C.C.M. for hockey players to take
the brutal punishment the game delivers. Built to each
team's exact specifications, including pro weight ultra
silenced or nylon mesh backs, double shoulders,
elbow and underarm gussets, tie-down (flicker) strap,
pro crest seen on front, embossed shoulder
patches (on teams wear it), and team colors. Now you don't have to
play professional hockey to get the same exact
jerseys. Game cut to fit over pads so sizes run very
large. Machine wash/hand dry. **Item #CCMJ**
Adult sizes: (L44) Limited Supply on (L44), (L2) color
size choices, (XL44), (XXL52)
Teams Available in (HOM) (HWH) and (RAD) (2nd

NHL Replica Jerseys by C.C.M.

Pro C.C.M. materials of the Pro
Jersey can make a replica this
great. Full cut medium game weight
polyester with large embroidered official
team crest on front. Team colored spacers
and pinstripes on the shoulders and
contrasting stripes on the sleeves and
across to bottom. Machine wash/hand dry.
Most NHL teams in stock in both
HOM (white) and RAD (black) models.

Adult sizes: M, L, XL, XXL
Item #CCMJ **\$59⁹⁵**
Child sizes: M (10-12), LXL (18-20)
Item #CCMJ **\$59⁹⁵**

NAUTICAL WARM-UP with Knit Collar

\$89⁹⁵ **HDEL NTH4**

100% Supplex nylon knit. Official custom embroidered
logo on lower right chest. Left chest and back shown flag.
Drawcord hem. Exposed steel pocket. Stand-up collar
with nylon velcro and cuffs.

Sizes: S, M, L, XL, adj 20%
XXXL, and XXXXL, adj 30%
as they are custom made.

SHARKTOOTH HAT \$19⁹⁵

LOGO ATHLETIC **NHL** **HAT** **ITEM #NHLHAT** **\$19⁹⁵**

Embroidered team logo on front. Machine wash/hand dry.
Most NHL teams in stock in both
HOM (white) and RAD (black) models.

Adult sizes: M, L, XL, XXL
Item #CCMJ **\$59⁹⁵**
Child sizes: M (10-12), LXL (18-20)
Item #CCMJ **\$59⁹⁵**

NHL PLAYERS ASSOCIATION HAT



Embroidered team logo on front. Machine wash/hand dry.
Most NHL teams in stock in both
HOM (white) and RAD (black) models.

Adult sizes: M, L, XL, XXL
Item #CCMJ **\$59⁹⁵**
Child sizes: M (10-12), LXL (18-20)
Item #CCMJ **\$59⁹⁵**

NHL ITEMS

- A. NHL Auto Plates #AHPH...\$60a
- B. Auto Plate Frame #AHPH...\$60a
- C. NHL Xmas Ornaments #NHTS...\$70a
- Set of all 28 teams...\$140
- D. NHL Pennants #NHP...\$50a
- Set of all 28 teams...\$280
- E. NHL Bumperstickers #NHLB...\$30a
- F. NHL Hockey Pucks #THP...\$70a
- Set of all 28 teams...\$180
- G. 20oz. Ceramic Stein #NHL18...\$150a
- Set of all 28 teams...\$450
- H. 12oz Ceramic Coffee Cup...\$120a
- #NHLCOH-1...\$20a
- Set of all 28 teams...\$200
- I. NHL Shot Glass #NHL5G...\$30a
- Set of all 28 teams...\$110

NHL T-SHIRTS

LXL \$16⁹⁵ **XXL \$18⁹⁵**
#M20H

Pro quality short-sleeved t-shirt with full color
printed graphics for most NHL teams.

SWEATSHIRTS

LXL \$29⁹⁵ **XXL \$34⁹⁵**
#NHL10

Pro quality long-sleeved sweatshirt with full color
printed graphics for most NHL teams.

STAN K FIGURINE

The Stan K NHL Figurine brings together North
Americans love for hockey with the finest tradition of
Russian craftsmanship. Each figurine is hand-carved
out of Indian wood. Then hand-painted and varnished to
protect its unique design and color. 4 1/4" tall with
chrome inlaid. Teams available: Ducks, Bruins,
Blackhawks, Redwings, Panthers, Kings, Canadiens,
Devils, Islanders, Rangers, Flyers, Penguins, Blues, Maple Leafs.

Item #NHLB **\$29⁹⁵ pair** (1-Home & 1-Away same team)

TEAM LOGO BLANKETS

Wings provide warmth and comfort with
the NHL Team Logo Blanket.
These beautiful blankets make a cozy
addition to any bedroom or den. (30x60)
All NHL teams available.

Item #NHLB **\$49⁹⁵**
2 for \$89⁹⁵



HOCKEY CLUB PIN SET

A unique set features a new crossed stick design for
all NHL team logos. Enclosed in an 11"x14" oak frame.
Item #NHLCS **\$160⁹⁵**

NHL LOGO PIN SET

An attractive set featuring pins of all NHL
team logos. Enclosed in a handsome 11"x14" oak frame.
Item #NHLPS **\$160⁹⁵**

LOGO SKATE PIN SET

A unique set featuring a new NHL team logos incorporating
a pair of hockey skates. Enclosed in a handsome 11"x14" oak frame.
Item #NHLSP **\$160⁹⁵**

LIMITED EDITION TEAM SETS \$29⁹⁵

Five different team pins. 2500 Limited Edition sets. All Teams Available.
Item #PDNL

PHANTOM PHONE

High quality AT&T Tintone phone.
Table or Wall installation.
Tone Pulse Switch.
Receiver and Ring Volume.
Lighted Dial Buttons.
Last Number Redial.
Hearing Aid Compatible.
All NHL Teams available.
Item #NHLPS **\$79⁹⁵**

NHL HAT HATS

While \$17.00 #NHLH1
Black (wool) \$19.95 #NHLH2

NHL HAT HATS

While \$17.00 #NHLH1
Black (wool) \$19.95 #NHLH2

NHL HAT HATS

While \$17.00 #NHLH1
Black (wool) \$19.95 #NHLH2

NHL HAT HATS

While \$17.00 #NHLH1
Black (wool) \$19.95 #NHLH2

NHL HAT HATS

While \$17.00 #NHLH1
Black (wool) \$19.95 #NHLH2

NHL HAT HATS

While \$17.00 #NHLH1
Black (wool) \$19.95 #NHLH2

NHL HAT HATS

While \$17.00 #NHLH1
Black (wool) \$19.95 #NHLH2

NHL HAT HATS

While \$17.00 #NHLH1
Black (wool) \$19.95 #NHLH2

NHL HAT HATS

While \$17.00 #NHLH1
Black (wool) \$19.95 #NHLH2

NHL HAT HATS

While \$17.00 #NHLH1
Black (wool) \$19.95 #NHLH2

NHL HAT HATS

While \$17.00 #NHLH1
Black (wool) \$19.95 #NHLH2

NHL STANLEY CUP STEINS \$180⁹⁵

Over a piece of the Stanley Cup. All of the 2001 Stanley Cup
steins feature the full color team logo on top. Stanley Cup
champions and year on back. Sports for championship.
Tanzers \$180⁹⁵ 14" high. Banded in 2001 gold.
Collected \$21 Steins \$52.195 \$33.95

1994 Flyers 1995 Canadiens 1996 Islanders 1997 Devils 1998 Rangers
1999 Bruins 2000 Redwings 2001 Panthers 2002 Penguins
2003 Devils 2004 Panthers 2005 Penguins 2006 Penguins
2007 Penguins 2008 Penguins 2009 Penguins 2010 Penguins
2011 Penguins 2012 Penguins 2013 Penguins 2014 Penguins
2015 Penguins 2016 Penguins 2017 Penguins 2018 Penguins
2019 Penguins 2020 Penguins 2021 Penguins 2022 Penguins
2023 Penguins 2024 Penguins 2025 Penguins 2026 Penguins
2027 Penguins 2028 Penguins 2029 Penguins 2030 Penguins
2031 Penguins 2032 Penguins 2033 Penguins 2034 Penguins
2035 Penguins 2036 Penguins 2037 Penguins 2038 Penguins
2039 Penguins 2040 Penguins 2041 Penguins 2042 Penguins
2043 Penguins 2044 Penguins 2045 Penguins 2046 Penguins
2047 Penguins 2048 Penguins 2049 Penguins 2050 Penguins

1994 Flyers 1995 Canadiens 1996 Islanders 1997 Devils 1998 Rangers
1999 Bruins 2000 Redwings 2001 Panthers 2002 Penguins
2003 Devils 2004 Panthers 2005 Penguins 2006 Penguins
2007 Penguins 2008 Penguins 2009 Penguins 2010 Penguins
2011 Penguins 2012 Penguins 2013 Penguins 2014 Penguins
2015 Penguins 2016 Penguins 2017 Penguins 2018 Penguins
2019 Penguins 2020 Penguins 2021 Penguins 2022 Penguins
2023 Penguins 2024 Penguins 2025 Penguins 2026 Penguins
2027 Penguins 2028 Penguins 2029 Penguins 2030 Penguins
2031 Penguins 2032 Penguins 2033 Penguins 2034 Penguins
2035 Penguins 2036 Penguins 2037 Penguins 2038 Penguins
2039 Penguins 2040 Penguins 2041 Penguins 2042 Penguins
2043 Penguins 2044 Penguins 2045 Penguins 2046 Penguins
2047 Penguins 2048 Penguins 2049 Penguins 2050 Penguins

1995 DEVILS CHAMPION PLAQUE

Walnut finished 13x16 plaque with full color picture
of champion Team, names and scores!

\$49⁹⁵ **Item #NHLBP**

Also available for
1999 Rangers

DELUXE PLAY-OFF BOARDS & TEAMS MAGNETS

Deluxe Play-Off Boards are currently available in
NHL, NFL, and MLB designs. Keep track of your
favorite team's progress throughout the season
and into the playoffs. The boards come with a complete
set of full logo team magnets, colored name strips, and a
dry-erase marker. Set up weekly games and post each
score with the dry-erase marker. Each board is 24x24
and comes in a quality frame.

Item #STMP **\$49⁹⁵**

STANDING BOARD & TEAMS MAGNETS

Standing boards come with full team logo magnets and a dry-erase marker. Keep track
of your favorite team standings and win/loss record in NHL, NFL, and MLB
designs. Size 19.5x14.5".
Item #STMB **\$34⁹⁵**

Phone Order Service for Visa,
MC, AMEX, Discover. Orders Only.
1-800-NHL-LOGO
SPORTS ENTERPRISES, Inc.
P.O. Box 103 ATH-SONHL
Tulsa, OK 74103
For orders, inquiries and
Customer Service call
1-609-530-0747
Fax at: 1-609-682-7364

Send \$3 for Our Complete Full Color Sports Catalog

Phone Order Service for Visa,
MC, AMEX, Discover. Orders Only.
1-800-NHL-LOGO
SPORTS ENTERPRISES, Inc.
P.O. Box 103 ATH-SONHL
Tulsa, OK 74103
For orders, inquiries and
Customer Service call
1-609-530-0747
Fax at: 1-609-682-7364

Send \$3 for Our Complete Full Color Sports Catalog

Phone Order Service for Visa,
MC, AMEX, Discover. Orders Only.
1-800-NHL-LOGO
SPORTS ENTERPRISES, Inc.
P.O. Box 103 ATH-SONHL
Tulsa, OK 74103
For orders, inquiries and
Customer Service call
1-609-530-0747
Fax at: 1-609-682-7364

Send \$3 for Our Complete Full Color Sports Catalog

Phone Order Service for Visa,
MC, AMEX, Discover. Orders Only.
1-800-NHL-LOGO
SPORTS ENTERPRISES, Inc.
P.O. Box 103 ATH-SONHL
Tulsa, OK 74103
For orders, inquiries and
Customer Service call
1-609-530-0747
Fax at: 1-609-682-7364

Send \$3 for Our Complete Full Color Sports Catalog

1-800-NHL-LOGO **LOGO** 1-800-NHL-LOGO **LOGO** 1-800-NHL-LOGO **LOGO**

I Like It!



Proudly Made In Canada 

High Quality Lawn & Garden Tractors, Walk-Behind Mowers, Tillers, Chipper/Shredders, Snowthrowers.

Call 1-800-668-1238



To outsiders, they were the ugly ducklings of the NHL, but the New Jersey Devils looked pretty sharp posing with the Stanley Cup.

The Jersey jokes came to a crashing halt on June 24, when the Devils completed a stunning four-game sweep of the Detroit Red Wings.

Those who followed the team closely weren't that surprised they made the Final. After all, most of the cast had played the year before when the Devils lost that heart-breaking double-overtime seventh game to the Rangers in the Conference Final.

But to do it all over again, then sweep the Final in the face of numerous distractions was an amazing story. In the post-championship crush, almost every Devil remarked they'd done it all without an identifiable superstar, relying instead on hard work and deadly execution of their much-maligned trap.

"(Coach) Jacques Lemaire knew there were no stars when he came in here, so we had to play a good system or we'd have to forget winning," said winger Stephane Richer.

And the Devils' diversity was reflected in their goal totals in the playoffs - 20 players had at least one. Conn Smythe Trophy winner Claude Lemieux's 13 led all playoff scorers.

The fine-tuning of the roster by president/general manager Lou Lamoriello was astute. He took Neal Broten from lifelong service in Minnesota/Dallas and got four playoff game-winning

goals from him. Broten finished second to Richer in regular-season and playoff scoring.

What the trap didn't stop or turn into a New Jersey scoring chance was handled by Martin Brodeur at the other end. He played all but eight minutes of the playoffs.


The Cup victory was most satisfying for the longest-serving Devils, defencemen Bruce Driver and Ken Daneyko and winger John MacLean, who have been with the club since it arrived from Colorado 15 years ago.

The year was also a triumph for defenceman Scott Stevens, who solidified his name among the League's top defencemen.

The Devils played all four series without home-ice advantage, but set a record by winning 10 road playoff games.

"We never had respect from anyone," commented Lemaire afterwards. "When you don't get any credit you go harder."

DEVILS



Captain Scott Stevens led a strong New Jersey defence corps with his 22 points over 48 games.



ATLANTIC
DIVISION

FIVE YEAR POINT PERFORMANCE


	40	50	60	70	80	90	100	110	120
90/91					79				
91/92					87				
92/93					87				
93/94								106	
94/95		52	48-GAME SCHEDULE						

1994-95 RECORD VERSUS CONFERENCE


OPPOSITION	HOME			ROAD			OVERALL						
	W	L	T	W	L	T	GP	W	L	T	GF	GA	PTS
BOSTON	1	1	0	0	2	0	4	1	3	0	8	14	2
BUFFALO	1	0	0	0	2	0	3	1	2	0	7	8	2
FLORIDA	2	0	0	1	1	0	4	3	1	0	13	5	6
HARTFORD	1	0	1	0	0	1	3	1	0	2	7	6	4
MONTREAL	2	0	0	0	2	0	4	2	2	0	12	9	4
NY ISLANDERS	1	0	1	0	1	1	4	1	1	2	15	13	4
NY RANGERS	2	0	0	1	1	0	4	3	1	0	15	9	6
OTTAWA	1	0	0	2	0	0	3	3	0	0	10	4	6
PHILADELPHIA	0	2	0	1	1	0	4	1	3	0	11	14	2
PITTSBURGH	0	0	2	0	1	0	3	0	1	2	8	11	2
QUEBEC	2	0	0	0	2	0	4	2	2	0	12	14	4
TAMPA BAY	0	1	1	1	1	0	4	1	2	1	7	8	3
WASHINGTON	1	0	1	2	0	0	4	3	0	1	11	6	7

1995-96 PLAYER PERSONNEL

FORWARDS	HT	WT	PLACE OF BIRTH	DATE	1994-95 CLUB
ARMSTRONG, Bill	6-2	195	London, ON	6/25/66	Albany
BROTEN, Neal	5-9	175	Roseau, MN	11/29/59	New Jersey-Dallas
BRYLIN, Sergei	5-9	175	Moscow, USSR	1/31/74	New Jersey-Albany
CARPENTER, Bob	6-0	200	Beverly, MA	7/13/63	New Jersey
CHORSKE, Tom	6-1	205	Minneapolis, MN	9/18/66	New Jersey
COLE, Danton	5-11	185	Pontiac, MI	1/10/67	New Jersey-Tampa Bay
CONN, Rob	6-2	200	Calgary, AB	9/3/68	Albany-Indianapolis
DOWD, Jim	6-1	190	Brick, NJ	12/25/68	New Jersey
GUERIN, Bill	6-2	200	Wilbraham, MA	11/9/70	New Jersey
HOLIK, Bobby	6-3	220	Jihlava, CSSR	1/1/71	New Jersey
HOUSE, Bobby	6-1	200	Whitehorse, YK	1/7/73	Albany-Indianapolis
LEMIEUX, Claude	6-1	215	Buckingham, PO	7/16/65	New Jersey
McLEAN, John	6-0	200	Oshawa, ON	11/20/64	New Jersey
McKAY, Randy	6-1	205	Montreal, PQ	1/25/67	New Jersey
PELLUSO, Mike	6-4	220	Pengilly, MN	11/8/65	New Jersey
REGNIER, Curt	6-2	220	Prince Albert, SK	12/24/72	Albany
RHEAUME, Pascal	6-1	185	Quebec City, PQ	6/21/73	Albany
RICHER, Stephane	6-2	215	Ripon, PQ	6/7/66	New Jersey
ROLSTON, Brian	6-2	185	Flint, MI	2/21/73	New Jersey-Albany
SIMPSON, Reid	6-1	210	Fin Flon, MB	5/21/69	New Jersey-Albany
SULLIVAN, Steve	5-9	155	Timmins, ON	7/6/74	Albany
SYKORA, Petr	5-11	185	Pizen, CSSR	11/19/76	Detroit (HL)
ZELEPUKIN, Valeri	5-11	190	Voskresensk, USSR	9/17/68	New Jersey
DEFENCEMEN					
ALBELIN, Tommy	6-1	190	Stockholm, SWE	5/21/64	New Jersey
BOMBARDIER, Brad	6-2	190	Powell River, BC	5/5/72	Albany
CHAMBERS, Shawn	6-2	200	Royal Oaks, MI	10/11/66	New Jersey-Tampa Bay
DANEYKO, Ken	6-0	210	Windsor, ON	4/17/64	New Jersey
DEAN, Kevin	6-2	195	Madison, WI	4/1/69	New Jersey-Albany
DRIVER, Bruce	6-0	185	Toronto, ON	4/29/62	New Jersey
HELMER, Bryan	6-1	190	Sault-Sle-Marie, ON	7/15/72	Albany
HULSE, Cale	6-3	210	Edmonton, AB	11/10/73	Albany
KINNEAR, Gordie	6-1	200	Simcoe, ON	7/9/73	Albany
McALPINE, Chris	6-0	190	Roseville, MN	12/11/71	New Jersey-Albany
NIEDERMAYER, Scott	6-0	200	Edmonton, AB	8/31/73	New Jersey
SMITH, Jason	6-3	195	Calgary, AB	11/21/73	New Jersey-Albany
STEVENS, Scott	6-2	210	Kitchener, ON	4/1/64	New Jersey
GOALTENDERS					
BRODEUR, Martin	6-1	205	Montreal, PQ	5/6/72	New Jersey
DUNHAM, Mike	6-3	185	Johnson City, NY	6/1/72	Albany
SCHWAB, Corey	6-0	180	N. Battleford, SK	11/4/70	Albany
TERRERI, Chris	5-8	160	Providence, RI	11/15/64	New Jersey




Randy McKay: 12 points with solid plus-10 rating in 33 games



Bobby Holik: 10 goals, 20 points and plus nine in 48 games

1994-95 SCORING STATISTICS


P	NO	PLAYER	GP	G	A	PTS	+/-	PIM	PP	SH	GW	GT	S	PCT
R	44	STEPHANE RICHER	45	23	16	39	8	10	1	2	5	1	133	17.3
C	9	NEAL BROTEN	47	8	24	32	1	24	2	0	3	0	72	11.1
		Dallas	17	0	4	4	8	4	0	0	0	0	29	.0
		New Jersey	30	8	20	28	9	20	2	0	3	0	43	18.6
R	15	JOHN MacLEAN	46	17	12	29	13	32	2	1	0	0	139	12.2
R	12	BILL GUERIN	48	12	13	25	6	72	4	0	3	0	96	12.5
D	4	SCOTT STEVENS	48	2	20	22	4	56	1	0	1	0	111	1.8
D	29	SHAWN CHAMBERS	45	4	17	21	2	12	2	0	0	0	67	6.0
		Tampa Bay	24	2	12	14	0	6	1	0	0	0	44	4.5
		New Jersey	21	2	5	7	2	6	1	0	0	0	23	8.7
L	16	BOBBY HOLIK	48	10	10	20	9	18	0	0	2	0	84	11.9
R	22	CLAUDE LEMIEUX	45	6	13	19	2	86	1	0	1	0	117	5.1
D	27	SCOTT NIEDERMAYER	48	4	15	19	19	18	4	0	0	0	52	7.7
L	17	TOM CHORSKE	42	10	8	18	4	16	0	0	2	0	59	16.9
C	14	*BRIAN ROLSTON	40	7	11	18	5	17	2	0	3	0	92	7.6
L	19	BOB CARPENTER	41	5	11	16	1	19	0	0	0	2	69	7.2
D	23	BRUCE CRIVIER	41	4	12	16	1	18	1	0	1	1	62	6.5
D	6	TOMMY ALBELIN	48	5	10	15	9	20	2	0	0	0	60	8.3
C	18	*SERGEI BRYLIN	26	6	8	14	12	8	0	0	0	0	41	14.6
R	21	RANDY MCKAY	33	5	7	12	10	44	0	0	0	0	44	11.4
L	8	MIKE PELUSO	46	2	9	11	5	167	0	0	1	0	27	7.4
R	20	DANTON COLE	38	4	5	9	1	14	1	0	0	0	76	5.3
		Tampa Bay	26	3	3	6	1	6	1	0	0	0	56	5.4
		New Jersey	12	1	2	3	0	8	0	0	0	0	20	5.0
C	11	JIM DOWD	10	1	4	5	5	0	1	0	0	0	14	7.1
L	25	VALERI ZELEPUKIN	4	1	2	3	3	6	0	0	0	0	6	16.7
D	3	KEN DANIEKO	25	1	2	3	4	54	0	0	0	0	27	3.7
D	7	*CHRIS McALPINE	24	0	3	3	4	17	0	0	0	0	19	.0
R	24	*DAVID EMMA	6	0	1	1	2	0	0	0	0	0	4	.0
D	28	*KEVIN DEAN	17	0	1	1	6	4	0	0	0	0	11	.0
D	26	JASON SMITH	2	0	0	0	3	0	0	0	0	0	5	.0
L	33	*REO SIMPSON	9	0	0	0	1	27	0	0	0	0	5	.0
D	5	JOZSEF MOORY	11	0	0	0	1	0	0	0	0	0	10	.0
GOALTENDER			GP	MIN	AVG	W	L	T	EN	SO	GA	SA	SPCT	
	30	MARTIN BRODEUR	40	2184	2.45	19	11	6	1	3	89	908	.902	
	31	CHRIS TERRERI	15	734	2.53	3	7	2	0	0	31	309	.900	
TOTALS			48	2926	2.48	22	18	8	1	3	121	1218	.901	




Martin Brodeur: 19-11-6 record, 2.45 average and .902 save percentage in sophomore season

1995 DRAFT CHOICES

- 18 Petr Sykora
C, Detroit (IHL)
- 44 Nathan Perrott
RW, Oshawa (OHL)
- 70 Sergei Vyshedkevich
D, Dynamo Moscow (CIS)
- 78 David Gosselin
RW, Sherbrooke (QMJHL)
- 79 Allyn McCauley
C, Ottawa (OHL)
- 96 Henrik Rehnberg
D, Farjestad Jr (SWE)
- 122 Chris Mason
G, Prince George (WHL)
- 148 Adam Young
D/LW, Windsor (OHL)
- 174 Richard Rochefort
C, Sudbury (OHL)
- 200 Frederic Henry
G, Granby (QMJHL)
- 226 Colin O'Hara
D, Winnipeg (TJRA)



Bill Guerin



Mike Peluso



FORECAST 1995-96

OFFENCE

It was tough to find a Devil on any leader board in any regular-season department, but of course that was rectified in the playoffs. Richer's 21 points were second to Sergei Fedorov and he added two game-winning goals to his five in the regular season. Richer and Lemieux are respected for making the big plays. Broten's turnaround was stunning after the trade, as he had 47 points in 50 regular-season and post-season games. MacLean had 29 regular-season points and paced the forwards with a plus 13 mark. Bill Guerin led a host of grinding Devils with his 25 points. Also figuring prominently was the Crash Line of Randy McKay, Mike Peluso and Bobby Holik, underrated elsewhere, but tremendous as a unit here. Bob Carpenter, one of 12 Americans on the team, was a forgotten player until he joined the Devils. Valeri Zelepukin will be back after missing 44 regular-season games last year.

DEFENCE

Stevens battled some of the toughest in the game in the playoffs, everyone from Eric Lindros to Dino Ciccarelli, and he did it effectively and without letting his emotions boil over. Danevko, former Tampa Bay Lightning Shawn Chambers and Driver were also effective. And the playoffs were a coming-out party for Scott Niedermayer, who scored a memorable Game 2 goal to deflate the Wings. Tommy Albain has now played seven years on the blue line here with consistent results. Rookie Kevin Dean played 20 regular-season and playoff games.

GOALTENDING

Brodeur helped the Devils to fifth in the League with a team 2.48 goals-against average, before lowering his own mark well below 2.00 in the playoffs, among the top 10 performances in playoff history. His six shut-

outs overall last season included three against Boston in the opening round. Chris Terreri appeared in 15 regular-season games and though he played just a piece of a game in the playoffs, he remains an important member of the Devils' roster.

SPECIAL TEAMS

Jersey's regular-season power play looked nothing like championship timber, finishing last in the NHL on the road and 23rd overall. The penalty killing was middle of the pack, but both units improved greatly in the post-season, especially the power play which was 30.8% on the road and 25.0% overall. Guerin and Niedermayer had four power-play goals each in the regular season, while 11 different Devils struck in the playoffs. Richer had three of the club's four shorthand goals, overall.


NEW FACES

New Jersey's farm team, the Albany River Rats, won the

American Hockey League title, thus enhancing a few players' chances. Dean could stick for the season after a good debut last year. Centre Steve Sullivan, drafted 10th, 233rd overall in 1994, was a pleasant surprise in Albany and will get a long look at training camp. He led the River Rats and all AHL rookies in scoring with his 81 points. Goaltenders Corey Schwab and Mike Dunham will take another shot at cracking the lineup.

OUTLOOK

With the possible move to Nashville no longer a distraction, Lamoriello can turn his attention to a number of contracts that will have to be sorted out. Driver is an unrestricted free agent and Brodeur is much sought after. Assistant Larry Robinson won't be back. He will be behind the bench in Los Angeles as the new head coach of the Kings. But the Devils have tremendous depth in their system and Lemaire has shown that he gets the best from all players on his roster.



Shawn Chambers: 21 points in 45 games overall on blue line



Bob Carpenter: two-way veteran with 16 points in 41 games



A change in uniform is quite appropriate for the New York Islanders, a team that has undergone quite a transition on and off the ice in the last year.

Fans will notice a hint of Boston behind the bench in new head coach Mike Milbury and, of course, some Montreal seasoning on the ice where Kirk Muller and Mathieu Schneider were brought in late last season.

The big trades were too late to salvage a year in which the Islanders finished last in the Atlantic Division and 25th overall. But a post-season berth off the coming full schedule is a legitimate aim.

The first thing required is time to assimilate the new faces. Seventeen different players made Islander debuts last season, eight of them NHL rookies.

Then Milbury must instill the old Islander Cup pride, borrowing heavily from his 12 years as a die-hard Bruin player and two years as coach.

Milbury's tenure as Boston's coach saw the Bruins finish first in their division twice and get as far as the 1990 Final.

Pierre Turgeon and Benoit Hogue, who'd come in the Pat LaFontaine blockbuster deal with Buffalo, were moved out. The Turgeon deal with the Habs brought Muller, respected as one of the game's great competitors, and Schneider, who returns to his birthplace.


Hogue yielded Eric Fichaud, a Quebec Junior League goaltender who has been earmarked for stardom since Toronto took him in the first round in 1994.

Islanders general manager Don Maloney, already deep in young goaltenders with 26-year-old Tommy Soderstrom and 24-year-olds Tommy Salo and Jamie McLennan, may wind up dealing one of them for more immediate assistance elsewhere.

The Islanders weren't exactly poor before all these deals came down. Hard-working centre Ray Ferraro has given this franchise five strong seasons and led them in scoring last year with his 22 goals and 43 points. But as an unrestricted free agent, he was signed by the arch-rival Rangers during the off-season.

Another mainstay, Pat Flatley, recorded 20 assists and was plus nine, best among the forwards.

Contributing to the Islanders' woes last season was a rash of injuries to key members of the blueline staff and a drop in goal production from Steve Thomas. Normally a sharpshooter, he fell to 11 goals last year.



Ray Ferraro moves to the Rangers this season after leading the Islanders in scoring last year.

ISLANDERS



ATLANTIC
DIVISION

FIVE YEAR POINT PERFORMANCE

	40	50	60	70	80	90	100	110	120
90/91			60						
91/92					79				
92/93						87			
93/94						84			
94/95	35	48-GAME SCHEDULE							

1994-95 RECORD VERSUS CONFERENCE

OPPOSITION	HOME			ROAD			OVERALL						
	W	L	T	W	L	T	W	L	T	GF	GA	PTS	PCT
BOSTON	1	1	0	1	1	0	3	1	2	0	10	2	.333
BUFFALO	1	1	0	0	1	1	4	1	2	1	9	15	.375
FLORIDA	1	1	0	1	2	0	4	3	0	1	12	5	.875
HARTFORD	1	0	0	0	2	0	3	1	2	0	8	12	.333
MONTREAL	1	0	0	0	2	0	3	1	2	0	6	8	.333
NEW JERSEY	1	0	1	0	1	1	4	1	1	2	13	15	.500
NY RANGERS	1	1	0	2	0	0	4	3	1	0	11	8	.750
OTTAWA	0	1	1	0	2	0	4	0	3	1	9	13	.125
PHILADELPHIA	1	1	0	1	1	0	4	2	2	0	10	11	.500
PITTSBURGH	1	1	0	2	0	0	4	1	3	0	10	16	.250
QUEBEC	1	1	0	0	1	0	3	1	2	0	8	7	.333
TAMPA BAY	0	2	0	0	2	0	4	0	4	0	6	18	.000
WASHINGTON	0	2	0	0	2	0	4	0	4	0	14	20	.000



Kirk Muller: 11 goals overall, including four on power-play unit

1995-96 PLAYER PERSONNEL

FORWARDS	HT	WT	PLACE OF BIRTH	DATE	1994-95 CLUB
BERTUZZI, Todd	6-3	222	Sudbury, ON	2/2/75	Guelph
CHYZOWSKI, Dave	6-1	190	Edmonton, AB	7/11/71	NY Islanders-Kalamazoo
DALGARNO, Brad	6-4	215	Vancouver, BC	8/11/67	NY Islanders
DARBY, Craig	6-3	180	Oheida, NY	9/26/72	Islanders-Montreal
DEJULING, Jarrell	5-11	195	Vernon, BC	3/4/74	Worcester
FLATLEY, Patrick	6-2	200	Toronto, ON	10/3/63	NY Islanders
GREEN, Travis	6-2	196	Castlegar, BC	12/20/70	NY Islanders
JOHANSSON, Andreas	5-10	198	Holms, SWE	5/19/73	Färjestad
KAMINSKY, Yan	6-1	176	Penza, USSR	7/28/71	NY Islanders-Denver
KING, Derek	6-1	210	Hamilton, ON	2/11/67	NY Islanders
LINDROS, Brett	6-4	215	London, ON	12/2/75	NY Islanders-Kingslon
MacWILLIAM, Mike	6-4	230	Burnaby, BC	2/2/67	Denver
MARINUCCI, Chris	6-0	175	Grand Rapids, MN	12/29/71	NY Islanders-Denver
McINNIS, Marty	6-0	183	Hingham, MA	6/2/70	NY Islanders
McKENZIE, Jim	6-4	220	Gull Lake, SK	11/3/69	Pittsburgh
MULLER, Kirk	6-0	201	Kingslon, ON	2/8/66	NY Islanders-Montreal
NECKAR, Barry	6-3	200	Rama, SK	12/16/72	Calgary-Saint John
PALFFY, Zigmund	5-10	169	Slovakia, CSSR	5/5/72	NY Islanders-Denver
PLANTE, Dan	6-0	207	St. Louis, MO	10/5/71	Denver
TAYLOR, Chris	6-1	198	Stratford, ON	3/6/72	NY Islanders-Denver
THOMAS, Steve	5-11	185	Stockport, ENG	7/15/63	NY Islanders
VUKOTA, Mick	6-2	215	Saskatoon, SK	9/14/66	NY Islanders
DEFENCEMEN					
BEERS, Bob	6-2	200	Pittsburgh, PA	5/20/67	NY Islanders
CHYNOWETH, Dean	6-2	190	Calgary, AB	10/30/68	NY Islanders
HOLLAND, Jason	6-3	190	Mormville, AB	4/30/76	Kamloops
KASPARAITIS, Darius	5-11	195	Elektrėna, USSR	10/16/72	NY Islanders
LACHANCE, Scott	6-2	197	Charlottesville, VA	10/22/72	NY Islanders
LUONGO, Chris	6-0	199	Detroit, MI	3/17/67	NY Islanders-Denver
McCABE, Bryan	6-1	200	St. Catharines, ON	6/8/75	Spokane-Brandon
PILON, Richard	6-0	205	Saskatoon, SK	4/30/68	NY Islanders
REDDEN, Wade	6-1	205	Lloydminster, SK	6/12/77	Brandon
SCHNEIDER, Mathieu	5-11	196	New York, NY	6/12/69	NY Islanders-Montreal
SEVERYN, Brent	6-2	210	Vegreville, AB	2/22/66	NY Islanders-Florida
STRUDWICK, Jason	6-3	210	Edmonton, AB	7/11/75	Kamloops
VASKE, Dennis	6-2	210	Rockford, IL	10/11/67	NY Islanders
WIDMER, Jason	6-0	205	Calgary, AB	8/1/73	NY Islanders-Worcester
GOALTENDERS					
FICHAUD, Eric	5-11	165	Anjou, PQ	11/4/75	Chicoutimi
McLENNAN, Jamie	6-0	190	Edmonton, AB	6/30/71	NY Islanders-Denver
SALO, Tommy	5-11	161	Surahammar, SWE	2/1/71	NY Islanders-Denver
SODERSTROM, T.	5-9	156	Stockholm, SWE	7/17/69	NY Islanders




Mathieu Schneider: 29 points in 43 games overall on blueline

1994-95 SCORING STATISTICS

P	NO	PLAYER	GP	G	A	PTS	+	-	PIM	PP	SH	GW	GT	S	PCT
C	20	RAY FERRARO	47	22	21	43	1	30	2	0	1	2	94	23.4	
D	72	MATHEU SCHNEIDER	43	8	21	29	8	79	3	0	2	0	118	6.8	
		Montreal NY Islanders	30	5	15	20	3	49	2	0	0	0	82	6.1	
			13	3	6	9	5	30	1	0	2	0	36	8.3	
L	9	KIRK MULLER	45	11	16	27	18	47	4	1	2	1	97	11.3	
		Montreal NY Islanders	33	8	11	19	21	33	3	0	1	1	81	9.9	
			12	3	5	8	3	14	1	1	1	0	16	18.8	
R	26	PATRICK FLATLEY	45	7	20	27	9	12	1	0	1	0	81	8.6	
L	32	STEVE THOMAS	47	11	15	26	14	60	3	0	2	0	133	8.3	
L	27	DEREK KING	43	10	16	26	5	41	7	0	0	0	118	8.5	
L	68	ZIGMUND PALFFY	33	10	7	17	3	6	1	0	1	0	75	13.3	
C	18	MARTY McINNIS	41	9	7	16	1	8	0	0	1	0	68	13.2	
D	7	SCOTT LACHANCE	26	6	7	13	2	26	3	0	0	0	56	10.7	
C	39	TRAVIS GREEN	42	5	7	12	10	25	0	0	0	0	59	8.5	
D	37	DENNIS VASKE	41	1	11	12	3	53	0	0	0	0	48	2.1	
D	2	BOB BEERS	22	2	7	9	8	6	1	0	0	0	38	5.3	
D	24	BRENT SEVERYN	28	2	4	6	2	71	1	0	0	0	32	6.3	
		Florida NY Islanders	9	1	1	2	3	37	1	0	0	0	10	10.0	
			19	1	3	4	1	34	0	0	0	0	22	4.5	
R	15	BRAD DALGARNO	22	3	2	5	8	14	1	1	0	1	18	16.7	
C	17	*CHRIS MARINUCCI	12	1	4	5	1	2	0	0	0	0	11	9.1	
C	14	RON SUTTER	27	1	4	5	8	21	0	0	1	0	29	3.4	
R	75	*BRETT LUNDROS	33	1	3	4	8	100	0	0	1	0	35	2.9	
D	6	CHRIS LUONGO	47	1	3	4	2	36	0	0	0	0	44	2.3	
D	25	PAUL STANTON	18	0	4	4	6	9	0	0	0	0	28	0	
C	28	*CHRIS TAYLOR	10	0	3	3	1	2	0	0	0	0	13	0	
L	34	*YAN KAMINSKY	2	1	1	2	2	0	0	0	0	0	4	25.0	
D	47	RICHARD PILON	20	1	1	2	3	40	0	0	0	0	11	9.1	
C	10	*CRAIG DARBY	13	0	2	2	6	0	0	0	0	0	5	0	
		Montreal NY Islanders	10	0	2	2	5	0	0	0	0	0	4	0	
			3	0	0	0	1	0	0	0	0	0	1	0	
D	3	DEAN CHYNOWETH	32	0	2	2	9	77	0	0	0	0	22	0	
R	12	MICK VUKOTA	40	0	2	2	1	109	0	0	0	0	11	0	
C	10	KIP MILLER	8	0	1	1	1	0	0	0	0	0	11	0	
D	11	DARIUS KASPARAITIS	13	0	1	1	11	22	0	0	0	0	8	0	
D	36	*JASON WIDMER	1	0	0	0	1	0	0	0	0	0	0	0	
D	34	*MILAN TICHY	2	0	0	0	1	2	0	0	0	0	1	0	
L	38	*ANDREI VASILIEV	2	0	0	0	0	2	0	0	0	0	2	0	
D	8	GORD DINEEN	9	0	0	0	5	2	0	0	0	0	4	0	
L	9	DAVE CHYZOWSKI	13	0	0	0	2	11	0	0	0	0	11	0	
GOALTENDER			GP	MIN	AVG	W	L	T	EN	SO	GA	SA	SPCT		
	35	*TOMMY SALO	6	358	3.02	1	5	0	0	0	18	189	.905		
	30	TOMMY SODERSTROM	26	1350	3.11	8	12	3	2	1	70	717	.902		
	29	*JAMIE McLENNAN	21	1185	3.39	6	11	2	1	0	67	539	.876		
TOTALS			48	2909	3.26	15	28	5	3	1	158	1448	.891		

1995 DRAFT CHOICES

2. Wade Redden
D, Brandon (WHL)
28. Jan Hlavac
W, Sparta Praha (CZE)
41. Denis (D.J.) Smith
D, Windsor (OHL)
106. Vladimir Orsagh
W, Banska Bystrica (SLO)
158. Andrew Taylor
LW, Detroit (OHL)
210. David MacDonald
G, Sudbury (OHL)
211. Mike Broda
LW, Moose Jaw (WHL)



Derek King



Tommy Soderstrom: 3.11 average, .902 save percentage in 26 games



Scott Lachance: 13 points despite missing 22 games to injury



FORECAST 1995-96

OFFENCE

The Isles want the Muller who had 94 points three years ago, not the one with a combined 84 since then. If Thomas returns to form, he can be a force on left wing and get the 31 goals he requires for 300 in the NHL. Ferraro owned the best shooting percentage on the team (23.4%), which was also fourth best in the League and highest in the Eastern Conference. But Derek King's assists have gone up as his goals have gone down the last couple of years, and he's another one who must shake off a sub-par season. The Islanders checkers must make a lot more happen. Marty McInnis, Travis Green, Mick Vukota and Brad Dalgarno combined for just 17 goals last year. The encouraging news among the rookies was Zigmund Palffy's 10 goals and 17 points. It was a difficult adjustment for first-round pick Brett Lindros (one goal in 33 games) but he'll get better.

DEFENCE

Schneider had nine points in 13 games following the trade, a

trend the club hopes continues. The team hasn't had a dominant defenceman since Denis Potvin. Then it gets thin after Scott Lachance and the sometimes reckless, but effective, Darius Kasparaitis. Jourenyemen Chris Luongo and Dennis Vaske, and farmhand Dean Chynoweth wound up playing the most games because of injuries to Kasparaitis, Lachance, Bob Beers, Paul Stanton and Rich Pilon. Fourteen defencemen were in uniform last season, contributing to the Islanders finishing second last in the conference in team defence.

GOALTENDING

Tommy Soderstrom wrapped up his first complete NHL season with a .902 save percentage and much better numbers than in his final year with the Flyers. He has battled a heart problem in the past, but seems ready to fend off McLennan, Salo and, if necessary, Fichaud. Despite the overall problems in their own zone, the team's goals-against average of 3.26 was better than seven other clubs, including Pittsburgh and San Jose. Only three rookie goaltenders played

more games than McLennan's 21. Salo won only one of six games, but had a fine .905 save percentage and 3.02 average.

SPECIAL TEAMS

Only Anaheim took a worse beating on the special teams index as a struggling power play put the Isles at minus 25. They had a League-low 10 power-play goals at home and they gave up a League-high 11 shorthand. Schneider on the point should help cure that. Schneider and Muller combined for seven power-play goals all of last year. King had seven among full-time Isles. Lachance and Thomas three. The Islanders scored only four shorthand goals, two by the departed Turgeon.

NEW FACES

After receiving lots of offers for the No. 2 draft pick in July, the Islanders used it on defenceman Wade Redden of Brandon, who

impressed scouts with his tidiness in his own end. Bryan McCabe, a 6-foot-1, 200-pound defenceman from Brandon and Spokane, was on the verge of making the team at the 1994 camp. And the aggressive Todd Bertuzzi is under contract and could be ready. The 6-foot-3, 225-pound centre had 54 goals and 119 points with Guelph last season, sixth best in the OHL. If Lindros finds his niche the Isles will have one of the biggest squads in the League. Salo and Fichaud will battle at camp to unseat McLennan.

OUTLOOK

It may be too much to ask to have the three New York-area teams win the Cup in successive years, but the Islanders are at least back on the right track. Milbury had been unsure about what arm of the hockey business he wanted to concentrate on, but seems happy to be back behind the bench.



Pat Flatley: 27 points with plus-nine rating over 45 games



Steve Thomas: 11 goals, including three on power-play unit



That's life on Broadway, where one night you're on top of the world and then before you know it, the show has closed.

The New York Rangers had little time to enjoy their first Stanley Cup win in 54 years. The Mike Keenan controversy quickly ensued, then the lockout and a lacklustre regular season. Their finest hour came in a first-round upset of the Eastern Conference-leading Quebec Nordiques, but that took a lot out of them and they lost two overtime games in Philadelphia en route to being swept by the Flyers.

Worst of all was seeing another club, in this case rival New

Jersey, take the Cup for its own.

President/general manager Neil Smith was quick to defend new coach Colin Campbell, who inherited the team under difficult circumstances. But he also vowed to make changes to a roster which had broken down in too many places, even when taking injuries into account.

Captain Mark Messier and defenceman Brian Leetch did all that was asked of them, leading the team in scoring in the regular season and playoffs, respectively, and picking up sagging teammates when they could. Sergei Zubov again helped Leetch with his points and power-play assistance.

The late-season trade for Hartford's Pat Verbeek paid dividends and Steve Larmer was as combative as ever. Adam Graves led the team with a plus nine, before labouring through the two playoff rounds with back pain and a minus 13.


Goaltender Mike Richter had led the League with 42 and 16 wins in the regular season and playoffs respectively the year before, but he was off his game last year as well.

And some character and experience departed the scene in forwards Esa Tikkanen, Craig MacTavish, Greg Gilbert and Glenn Anderson. The Rangers never seemed able to replace that.

But Smith has made his first move to correct the problem. He signed hard-working, two-way centre Ray Ferraro during the off-season. An eleven-year NHL veteran, Ferraro had 116 goals and 238 points in his five years with the Islanders.

The Rangers have some great talent on hand and on the farm. They were the classic example of a team that was hurt by the shortened schedule because it limited their time to develop new team chemistry.

RANGERS



Mark Messier enjoyed another fine season, leading the Rangers with his 14 goals and 53 points.



ATLANTIC
DIVISION

FIVE YEAR POINT PERFORMANCE

	40	50	60	70	80	90	100	110	120
90/91						85			
91/92								105	
92/93					79				
93/94								112	
94/95	47	48-GAME SCHEDULE							

1994-95 RECORD VERSUS CONFERENCE


OPPOSITION	HOME			ROAD			OVERALL						
	W	L	T	W	L	T	GP	W	L	T	GF	GA	PTS
BOSTON	1	1	0	1	1	0	4	2	2	0	13	12	4
BUFFALO	1	1	0	2	0	0	4	3	1	0	10	6	6
FLORIDA	0	1	1	2	0	0	4	2	1	1	13	7	5
HARTFORD	1	1	0	1	0	0	3	2	1	0	9	6	4
MONTREAL	1	0	1	0	2	0	4	1	2	1	10	12	3
NEW JERSEY	1	1	0	0	2	0	4	1	3	0	9	15	2
NY ISLANDERS	0	2	0	1	1	0	4	1	3	0	8	11	2
OTTAWA	2	0	0	1	0	0	3	3	0	0	12	6	6
PHILADELPHIA	1	1	0	1	1	0	4	2	2	0	12	11	4
PITTSBURGH	0	1	0	2	0	0	3	3	0	0	10	13	0
QUEBEC	0	1	0	0	2	0	3	0	3	0	5	9	0
TAMPA BAY	1	0	1	2	0	0	4	3	0	1	15	10	7
WASHINGTON	2	0	0	0	2	0	4	2	2	0	13	16	4



Petr Nedved: 11 goals, 23 points in first season with Rangers

1995-96 PLAYER PERSONNEL

FORWARDS	HT	WT	PLACE OF BIRTH	DATE	1994-95 CLUB
FERRARO, Chris	5-10	175	Port Jefferson, NY	1/24/73	Atlanta-Binghamton
FERRARO, Peter	5-10	175	Port Jefferson, NY	1/24/73	Atlanta-Binghamton
FERRARO, Ray	5-10	185	Trail, BC	8/23/64	NY Islanders
GERVANDER, Ken	5-10	180	Coleman, MN	6/30/69	Binghamton
GRAVES, Adam	6-0	207	Toronto, ON	4/12/68	NY Rangers
KOVALOV, Alexei	6-0	200	Togliatti, USSR	2/24/73	NY Rangers
KUDNOV, Andrei	6-0	195	Chelyabinsk, USSR	6/28/70	Binghamton
KYPREOS, Nick	6-0	205	Toronto, ON	6/4/66	NY Rangers
LaFAYETTE, Nathan	6-1	194	New Westminster, BC	2/17/73	Vancouver-NY Rangers
LANGDON, Darren	6-1	205	Deer Lake, NF	1/8/71	NY Rangers-Binghamton
LARMER, Steve	5-11	195	Peterborough, ON	6/16/61	NY Rangers
MATTEAU, Stephane	6-3	210	Rouyn-Noranda, PQ	9/2/69	NY Rangers
MESSIER, Mark	6-1	210	Edmonton, AB	1/18/61	NY Rangers
NEDVED, Petr	6-3	195	Liberec, CSSR	12/9/71	NY Rangers
NEMCHINOV, Sergei	6-0	200	Moscow, USSR	1/4/64	NY Rangers
NIELSEN, Jeff	6-0	200	Grand Rapids, MN	9/20/71	Binghamton
ROY, Jean-Yves	5-10	185	Rosemere, PQ	2/17/69	NY Rangers-Binghamton
STAROSTENKO, D.	6-0	195	Minsk, USSR	3/19/73	Binghamton
SUNDSTROM, Niklas	6-0	185	Ornskoldsvik, SWE	6/6/75	Malmö
VERBEEK, Pat	5-9	190	Sarnia, ON	5/24/64	NY Rangers-Hartford
DEFENCEMEN					
BEUKEDOOM, Jeff	6-5	230	Aljex, ON	3/29/66	NY Rangers
CAIRNS, Eric	6-5	225	Oakville, ON	6/27/74	Binghamton-Birmingham
GALANOV, Maxim	6-1	175	Krasnoyarsk, USSR	3/12/74	Lada Togliatti
KARPOVSEV, A.	6-1	205	Moscow, USSR	4/7/70	NY Rangers
KOMAROV, Pavel	6-1	180	Gorky, USSR	2/28/74	Binghamton-Tor. Nizhny
LEETCH, Brian	5-11	195	Corpus Christi, TX	3/3/68	NY Rangers
LIDSTER, Doug	6-0	190	Kamloops, BC	10/18/60	St. Louis
LOWE, Kevin	6-2	195	Lachute, PQ	4/15/68	NY Rangers
MALONE, Scott	6-0	195	South Boston, MA	1/16/71	Binghamton
NORSTROM, Mattias	6-1	205	Mora, SWE	1/2/72	NY Rangers-Binghamton
RED, Shawn	6-0	200	Toronto, ON	9/21/70	Binghamton-Fort Wayne
RICHTER, Barry	6-2	195	Madison, WI	9/11/70	Binghamton
SILVERMAN, Andy	6-3	205	Beverly, MA	8/23/72	Binghamton-Charlotte
SOROCHAN, Lee	6-1	210	Edmonton, AB	9/9/75	Saskatoon-Lethbridge
WERENKA, Darcy	6-1	205	Edmonton, AB	5/13/73	Binghamton
ZUBOV, Sergei	6-1	200	Moscow, USSR	7/22/70	NY Rangers
GOALTENDERS					
HEALY, Glenn	5-10	183	Pickering, ON	8/23/62	NY Rangers
HILLEBRANDT, Jon	5-10	185	Cottage Grove, WI	12/18/71	San Diego-Charlotte
RAM, Jamie	5-11	175	Scarborough, ON	1/18/71	Binghamton
RICHTER, Mike	5-11	185	Abington, PA	9/22/66	NY Rangers



Pat Verbeek: 10 goals and 15 points in 19 games with Rangers

1994-95 SCORING STATISTICS


P	NO	PLAYER	GP	G	A	PTS	+/-	PIM	PP	SH	GW	GT	S	PCT
C	11	MARK MESSIER	46	14	39	53	8	40	3	3	2	0	126	11.1
D	2	BRIAN LEITCH	48	9	32	41	0	18	3	0	2	0	182	4.9
D	21	SERGE ZUBOV	38	10	26	36	2	-18	6	0	0	0	116	8.6
R	17	PAT VERBECK	48	17	16	33	2	-71	7	0	2	1	131	13.0
		Hardford	29	7	11	18	0	53	3	0	0	1	75	9.3
		NY Rangers	19	10	5	15	2	-18	4	0	2	0	56	17.9
C	9	ADAM GRAVES	47	17	14	31	9	51	9	0	3	0	185	9.2
R	28	STEVE LARMER	47	14	15	29	8	16	3	1	4	0	116	12.1
R	27	ALEXEI KOVALEV	48	13	15	28	6	30	1	1	1	0	103	12.6
R	16	BRIAN NOONAN	45	14	13	27	3	-26	7	0	1	0	95	14.7
C	10	PETR MEDVED	46	11	12	23	1	-26	1	0	3	0	123	8.9
C	13	SERGEI NEMCHINOV	47	7	6	13	6	-16	0	0	3	0	67	10.4
D	25	ALEXANDER KARPOVTSOV	47	4	8	12	4	-30	1	0	1	0	82	4.9
L	14	TROY LONEY	30	5	4	9	2	-23	2	0	1	0	47	10.6
		NY Islanders	26	5	4	9	0	23	2	0	1	0	45	11.1
		NY Rangers	4	0	0	0	2	-0	0	0	0	0	2	0
D	24	JAY WELLS	43	2	7	9	0	36	0	0	0	0	38	5.3
C	22	NATHAN LAFAYETTE	39	4	4	8	3	2	0	1	0	0	35	11.4
		Vancouver	27	4	4	8	2	2	0	1	0	0	30	13.3
		NY Rangers	12	0	0	0	1	0	0	0	0	0	5	0
L	32	STEPHANE MATTEAU	41	3	5	8	8	-25	0	0	0	0	37	8.1
D	4	KEVIN LOWE	44	1	7	8	2	-58	1	0	0	0	35	2.9
L	20	MARK OSBORNE	37	1	3	4	2	-19	0	0	0	0	32	3.1
L	19	NICK KYRREOS	40	1	3	4	0	93	0	0	0	0	16	6.3
D	23	JEFF BEUKEBOOM	44	1	3	4	3	70	0	0	0	0	29	3.4
R	26	JOEY KOCH	48	1	2	3	4	-71	0	0	0	0	25	4.0
D	5	MATTIAS NORSTROM	9	0	3	3	2	2	0	0	0	0	4	0
L	15	DARREN LANGDON	18	1	1	2	0	62	0	0	0	0	6	16.7
D	29	JOEY MESSIER	10	0	2	2	2	18	0	0	0	0	4	0
R	8	JEAN-YVES ROY	3	1	0	1	1	-2	0	0	0	0	8	12.5
C	39	SHAWN MCCOSH	5	1	0	1	1	2	0	0	0	0	2	50.0
L	37	DAN LACROIX	24	1	0	1	2	-38	0	0	0	0	14	7.1
		Boston	23	1	0	1	2	-38	0	0	0	0	14	7.1
		NY Rangers	1	0	0	0	0	0	0	0	0	0	0	0
L	18	MIKE HARTMAN	1	0	0	0	0	4	0	0	0	0	0	0
GOALTENDER			GP	MIN	AVG	W	L	T	EN	SO	GA	SA	SPCT	
	30	GLENN HEALY	17	888	2.36	8	6	1	0	1	35	377	907	
	35	MIKE RICHTER	35	1993	2.92	14	17	2	2	2	97	884	890	
TOTALS			48	2895	2.78	22	23	3	2	3	134	1263	894	



Mike Richter: 14 wins with .890 save percentage, 2.92 average and two shutouts in 35 appearances

1995 DRAFT CHOICES

39. Christian Dube
C, Sherbrooke (QMJHL)
65. Mike Martin
D, Windsor (OHL)
91. Marc Savard
C, Oshawa (OHL)
110. Alexei Vasiljev
D, Yaroslavl (CIS)
117. Dale Purinton
D, Tacoma (WHL)
143. Peter Slamiar
W, Zvolen Jr (SLO)
169. Jeff Heil
G, Wisconsin/River Falls (USC)
195. Ilya Gorokhov
D, Yaroslavl (CIS)
221. Bob Maudie
C, Kamloops (WHL)



Alexei Kovalev



Jeff Beukeboom



FORECAST 1995-96

OFFENCE

New York had eight players record 100 shots or more, led by Graves with his 185. He and Verbeek had 17 goals apiece in the regular season, with 10 of Verbeek's coming after the trade. Messier finished 10th in League scoring, sixth in assists and topped the Rangers for the third time in the last four seasons. He also tied for the season's longest assist streak of eight games. Larmer hit the 1,000 mark in points and games played. The Russian Rangers lagged a bit, Alexei Kovalev held to 28 points and Sergei Nemchinov to just 13, though Kovalev rebounded in the playoffs. The Rangers were second to the Flyers in Atlantic Division regular-season scoring, yet there were too many silent sticks in clutch games. Petr Nedved was held to 23 points. Stephane Matteau had only three goals in

the playoffs and regular season combined.

DEFENCE

They were the only NHL team to have two defencemen among their top three scorers as Leetch continued his strong play from the 1994 playoffs. His 41 points put him fourth among League rearguards. Zubov, who led the team last year with 89 points, dropped to 36, but that was good enough for ninth. He had 11 in the playoffs. But pure defensive work suffered and could continue to do so if Kevin Lowe, an unrestricted free agent, leaves and too much of the work is thrust on the likes of Jeff Beukeboom, Alexander Karpovtsev and the 36-year-old veteran Jay Wells.

GOALTENDING

Richter's 292 regular-season goals-against average preceded

a 3.59 mark in the playoffs. But with their Cup rings largely made possible by his heroics the previous spring and taking into account the entire team's role in the quick exit, no one was laying the blame at his door. Campbell didn't hesitate to call veteran Glenn Healy's number in the regular season or the playoffs. Healy had a 2-1 post-season record with a 3.39 goals-against average, after posting a 2.36 average, a .907 save percentage and an 8-6-1 record in the regular season.

SPECIAL TEAMS

They were a respectable eighth, though they dropped from plus 44 to plus eight on the special teams index last year. A 20% successful power play, including the League's second-best home operation, helped the cause, with Graves supplying nine goals overall. Messier had three of the club's five short hand

goals, as the penalty killers worked at 83.9%, 10th best in the League.

NEW FACES

Defenceman Mattias Norstrom played nine games last year, but his value is not as a scorer. Niklas Sundstrom, picked eighth overall at the 1993 Draft, has an outside chance of staying. Dan Cloutier, a first-round pick in 1995, is a goaltender with a good NHL future, but could be a couple of years away. Ferraro is a most important addition.

OUTLOOK

It's a year of challenge for the club. They're definitely going to get better, but so too are the Flyers and Devils. Messier will turn 35 this year and much will depend on keeping him in the lineup and working at 100%. Management will not spend recklessly to get the Cup back.



Brian Leetch: blueline leader with nine goals and 41 points



Adam Graves: 31 points, including a team-leading 17 goals



After drafting centres in the first rounds of previous Entry Drafts who were often compared to Gretzky and Lemieux, the Ottawa Senators now have a defenceman who's been tagged a future Leetch or Chelios.

Bryan Berard of the Detroit Jr. Red Wings is actually considered closer to the rough and tumble Chelios, combining those traits with a flashy offensive package that the Senators badly need.

"Bryan has components in his game you just can't teach," said Ottawa general manager Randy Sexton of the No. 1 overall pick in the 1995 Entry Draft.

Now, the Senators' problem is to convince the NHL to start the schedule with the April games first and October's at the end.

There's no telling what the Senators could do if they began on a roll instead of ending on one as they did last season. A 5-2 record over the last seven games represented 10 of their 23 points. The nine wins overall were just five short of their 1993-94 total - in 36 fewer games.

They might also think about switching from the Northeast Division. Eight of their wins and 19 of their points came against Atlantic Division clubs.

In addition, Sylvain Turgeon had the League's longest points streak at the conclusion of the regular season, eight games with eight goals and five assists. Alexei Yashin was second with consecutive assists, eight in his final five games.

Hopefully, Berard won't have the same baptism of fire that

Yashin, Alexandre Daigle and Radek Bonk went through. But Ottawa chose this exact course, hoping the youngsters would profit from the playing time and knowing that their fans would be patient.

That's not to say the 165 losses in three years have been easy for the players, for the club, or for the fans.

There were also 20 rookies in and out of the lineup the last two seasons, trying to make names for themselves under difficult circumstances.

But there is enough veteran backbone on the Senators in the likes of netminder Don Beaupre, forwards Randy Cunneyworth, Phil Bourque and Troy Mallette and defenceman Kerry Huffman to keep the team together until fortunes change for the better.

And with the great group of youngsters the Senators have assembled, they shouldn't have long to wait.



Alexei Yashin had a fine sophomore season, leading the Senators with 21 goals and 44 points.

SENATORS



NORTHEAST
DIVISION


THREE YEAR POINT PERFORMANCE

	40	50	60	70	80	90	100	110	120
92/93	24								
93/94	37								
94/95	23								

48-GAME SCHEDULE

1994-95 RECORD VERSUS CONFERENCE

OPPOSITION	HOME			ROAD			OVERALL						
	W	L	T	W	L	T	GP	W	L	T	GF	GA	PCT
BOSTON	0	2	0	0	2	0	4	0	4	0	13	19	0.000
BUFFALO	1	0	1	0	2	0	4	1	2	1	7	14	3.375
FLORIDA	0	2	0	0	2	0	4	0	4	0	4	14	0.000
HARTFORD	0	2	0	0	2	0	4	0	4	0	7	16	0.000
MONTREAL	0	2	0	0	2	0	4	0	4	0	8	16	0.000
NEW JERSEY	0	2	0	0	1	0	3	0	3	0	4	10	0.000
NY ISLANDERS	2	0	0	1	0	1	4	3	0	1	13	9	.875
NY RANGERS	0	1	0	0	2	0	3	0	3	0	6	12	0.000
PHILADELPHIA	1	1	0	1	0	0	3	2	1	0	9	5	.666
PITTSBURGH	0	2	0	0	2	0	4	0	4	0	12	18	0.000
QUEBEC	0	1	1	0	2	0	4	0	3	1	13	25	1.125
TAMPA BAY	1	1	0	2	0	0	4	3	1	0	14	8	.750
WASHINGTON	0	0	1	0	1	1	3	0	1	2	7	8	.333



Alexandre Daigle: 37 points to finish second in team scoring

1995-96 PLAYER PERSONNEL


FORWARDS	HT	WT	PLACE OF BIRTH	DATE	1994-95 CLUB
ALFREDSSON, Daniel	5-11	187	Grums, SWE	12/11/72	Vaslui Frolunda
ARCHIBALD, Dave	6-1	210	Chilliwack, BC	4/14/68	Ottawa
BONK, Radek	6-3	215	Krnov, CSSR	1/19/76	Ottawa-Las Vegas
BOURQUE, Phil	6-1	196	Chelmsford, MA	6/8/62	Ottawa
CUNNEYWORTH, R.	6-0	193	Elmhurst, ON	5/10/61	Ottawa
DAIGLE, Alexandre	6-0	185	Montreal, PQ	2/17/75	Ottawa-Victoriaville
DEMIRTA, Pavel	6-0	193	Dubnica, CSSR	1/12/74	Ottawa-PEI
DUPAU, Cosmo	6-0	186	Pointe-Claire, PQ	4/11/75	PEI-Victoriaville
ELYNIUK, Pat	6-0	192	Foam Lake, SK	10/30/67	Ottawa
GARDINER, Bruce	6-1	185	Barrie, ON	2/11/71	PEI
GAUDREAU, Rob	5-11	185	Lincoln, RI	1/20/70	Ottawa
GUERARD, Daniel	6-4	227	LaSalle, PQ	4/9/74	Ottawa-PEI
LAROCHE, Steve	6-0	184	Rouyn, PQ	4/14/71	Ottawa-PEI
LEVINS, Scott	6-4	216	Spokane, WA	1/30/70	Ottawa-PEI
MALLETTE, Troy	6-2	210	Sudbury, ON	2/25/70	Ottawa-PEI
PENNEY, Chad	6-0	189	Labrador City, NF	9/18/73	PEI
PICARD, Michel	5-11	190	Beaupre, PQ	11/7/69	Ottawa-PEI
QUINN, Dan	5-11	182	Ottawa, ON	6/1/65	Los Angeles
SAVOIE, Claude	6-0	192	Montreal, PQ	3/12/73	PEI
STRAKA, Martin	5-10	178	Pizen, CSSR	9/3/72	Ottawa-Pittsburgh
TORMANEN, Antti	6-1	198	Espoo, FIN	9/19/70	Jokerit
YASHIN, Alexei	6-3	215	Sverdlovsk, USSR	11/5/73	Ottawa
ZENT, Jason	5-11	208	Buffalo, NY	4/15/71	PEI

DEFENCEMEN

BERARD, Bryan	6-1	190	Woodscocket, RI	3/5/77	Detroit (OHL)
BICANEK, Radim	6-1	195	U. Hradiste, CSSR	1/18/75	Ottawa-Bellefonte
DAHLQUIST, Chris	6-1	195	Fridley, MN	12/14/62	Ottawa
HILL, Sean	6-0	195	Duluth, MN	2/14/70	Ottawa
HUFFMAN, Kerry	6-2	214	Peterborough, ON	1/3/68	Ottawa
LAPERRIERE, Daniel	6-1	195	Laval, PQ	3/28/69	Ottawa-St. Louis
MODRY, Jaroslav	6-2	195	C. Budejovice, CSSR	2/27/71	New Jersey-Albany
MORO, Marc	6-1	209	Toronto, ON	7/17/77	Kingston
NECKAR, Stanislav	6-1	206	Pisek, CSSR	12/22/75	Ottawa
PITLUCK, Lance	6-0	203	Minneapolis, MN	11/5/67	Ottawa-PEI
TRAVERSE, Patrick	6-3	186	Montreal, PQ	3/14/74	PEI
VIAL, Dennis	6-2	220	Sault Ste-Marie, ON	4/10/69	Ottawa

GOALTENDERS

BALES, Michael	6-1	194	Prince Albert, SK	8/6/71	Ottawa-PEI
BEAUPRE, Don	5-10	172	Waterloo, ON	9/19/61	Ottawa
CASSIVI, Frederic	6-3	193	Sorel, PQ	6/12/75	Halifax-St-Jean
CHARBONNEAU, P.	5-11	213	St-Jean Richelieu, PQ	7/22/75	PEI-Victoriaville
MADELEY, Darrin	5-11	170	Holland Landing, ON	2/25/68	Ottawa-PEI




Sylvain Turgeon: veteran winger with 11 goals and 19 points

1994-95 SCORING STATISTICS

P	NO	PLAYER	GP	G	A	PTS	+/-	PIM	PP	SH	GW	GT	S	PCT
C	19	ALEXEI YASHIN	47	21	23	44	20	20	11	0	1	0	154	13.6
C	91	ALEXANDRE DAIGLE	47	16	21	37	22	14	4	1	2	0	105	15.2
L	61	SYLVAIN TURGEON	33	11	8	19	1	29	2	0	1	0	83	13.3
R	82	MARTIN STRAKA	37	5	13	18	1	16	0	0	0	0	49	10.2
		Pittsburgh	31	4	12	16	0	16	0	0	0	0	36	11.1
		Ottawa	6	1	1	2	1	0	0	0	0	0	13	7.7
C	74	*STEVE LAROCHE	18	8	7	15	5	6	2	0	2	0	38	21.1
D	3	SEAN HILL	45	1	14	15	11	30	0	0	0	0	107	9
C	10	ROB GAUDREAU	36	5	9	14	16	8	0	0	0	0	65	7.7
L	49	MICHEL PICARD	24	5	8	13	1	14	1	0	0	0	33	15.2
R	26	SCOTT LEVINS	24	5	6	11	4	51	0	0	0	0	34	14.7
C	17	DAVE McLLWAIN	43	5	6	11	26	22	1	0	0	0	48	10.4
C	76	*RADEKBONK	42	3	8	11	5	28	1	0	0	0	40	7.5
L	7	RANDY CUNNEYWORTH	48	5	5	10	19	68	2	0	0	0	71	7.0
R	25	PAT ELYNUIK	41	3	7	10	11	51	0	0	0	0	58	5.2
L	18	TROY MALLETT	23	3	5	8	6	35	0	0	1	0	21	14.3
D	6	CHRIS DAHLQUIST	46	1	7	8	30	36	1	0	0	0	45	2.2
R	78	*PAVOL DEMITRA	16	4	3	7	4	0	1	0	0	0	21	19.0
L	29	PHIL BOURQUE	38	4	3	7	17	20	0	0	0	0	34	11.8
D	5	KERRY HUFFMAN	37	2	4	6	17	46	2	0	0	0	68	2.9
C	15	DAVID ARCHIBALD	14	2	2	4	7	19	0	0	1	0	27	7.4
D	94	*STANISLAV NECKAR	48	1	3	4	20	37	0	0	0	0	34	2.9
D	21	DENNISVIAL	27	0	4	4	0	65	0	0	0	0	9	0
R	11	EVGENY DAVYDOV	3	1	2	3	2	0	0	0	0	0	2	50.0
D	24	*DANIEL LAPERRIERE	17	1	1	2	3	15	1	0	0	0	18	5.6
		St. Louis	4	0	0	0	1	15	0	0	0	0	0	0
		Ottawa	13	1	1	2	4	0	1	0	0	0	18	5.6
D	2	JIM PACE	29	0	2	2	5	28	0	0	0	0	16	0
L	23	CLAUDE BOVIN	3	0	1	1	1	6	0	0	0	0	0	0
D	56	LANCE PITLICK	15	0	1	1	5	6	0	0	0	0	11	0
D	4	BRAD SHAW	2	0	0	0	3	0	0	0	0	0	3	0
R	46	*DANIEL GUERARD	2	0	0	0	0	0	0	0	0	0	0	0
D	44	*RADIM BICANEK	6	0	0	0	3	0	0	0	0	0	6	0
GOALTENDER			GP	MIN	AVG	W	L	T	EN	SO	GA	SA	SPCT	
	35	*MIKE BALES	1	3	.00	0	0	0	0	0	0	1	1.000	
	33	DON BEAUPRE	38	2161	3.36	8	25	3	3	1	121	1167	.896	
	30	DARRIN MADELEY	5	255	3.53	1	3	0	1	0	15	147	.898	
	1	CRAIG BILLINGTON	9	472	4.07	0	6	2	2	0	32	240	.867	
TOTALS			48	2913	3.58	9	34	5	6	1	174	1561	.889	

1995 DRAFT CHOICES

1. Bryan Berard
D, Detroit (OHL)
27. Marc Moro
D, Kingston (OHL)
53. Brad Larsen
LW, Swift Current (WHL)
89. Kevin Bolibruck
D, Peterborough (OHL)
103. Kevin Boyd
LW, London (OHL)
131. David Hruska
W, Sokolov (CZE)
183. Kaj Linna
D, Boston University (USC)
184. Ray Schultz
D, Tri-City (WHL)
231. Erik Kasminski
RW, Cleveland (USJRB)



Rob Gaudreau



Don Beaupre: eight wins with 3.36 average and one shutout



Scott Levins: 11 points and plus-four rating in only 24 games



FORECAST 1995-96

OFFENCE

Yashin, who had 79 points the year before, led the club in goals, assists and points for the second straight year. Daigle was seven points behind, but no one else on the club reached 20. Turgeon had just six points before his dash at the wire. Ex-Pittsburgh sniper Martin Straka had 16 points before the trade and two in his six games here, which should improve this season. He had 64 in his only full NHL season the previous year. A pleasant surprise was rookie Steve Larouche, a forgotten Montreal draft pick of six years ago, who had 15 points in 18 games and helped out on the power play. Bonk had a disappointing season with only three goals and 11 points in 42 games, after getting 87 points with the Thunder of the International Hockey League, but he's not yet 20. Middle-range scorers such as Pat Blynnik and Dave McLivain suffered drops in production.

DEFENCE

In 58 OHL games Berard had 74 points, of which the Senators

would gladly take half this year. Last season was a small victory, as the club didn't finish last in goals against again or even second last as the year before. Although 3.58 goals against per game isn't great, three other teams were tied or behind them. Injuries forced the Senators to use three rookies including Stanislav Neckar who was the only rearguard on the club to play all 48 games. Ex-Duck Sean Hill, in his first year in Ottawa, had 15 points in 45 games to lead the group. Veteran Chris Dahlquist played 46 games, but Jim Pack and Dennis Vial were held to 29 and 27 respectively. The 10 defencemen combined for just six goals.

GOALTENDING

At age 34, Don Beaupre didn't want to be eased out to pasture so he refused the lure of free agency and a low-stress back-up role somewhere else to continue being Ottawa's No. 1. He has not been worn down by the deluge of work or frustrated by the inexperience in front of him. During last season he moved into 13th place on the League's list of games played by goal-

tenders by appearing in 623. His personal goals-against average was 3.36 last year and he needs 38 wins for 300. Darren Madeley and Craig Billington split the back-up duties most of last year, but Billington went to Boston at the trade deadline.

SPECIAL TEAMS

Another vast improvement was Ottawa's move from a League-worst minus 52 on the special teams index in 1993-94 to minus 13. Their 14.4% power play was better than five teams, including the Cup champion New Jersey. Yashin scored 11 power-play goals, tied for sixth best in the League. The rest of the squad had 20. Larouche was featured high in many rookie power-play statistics. Ottawa was 20th in penalty killing, Daigle picking up the lone shorthand goal.


NEW FACES

Berard has every intention of making the team and staying the


whole year. Right winger Pavol Demitra had seven points in 16 games and Radim Bicanek, a hard-shooting Czech trained in the OHL, was a plus three in his six games last year. Both could stick this year. In the offseason the Senators made a trade for New Jersey defenceman Jaroslav Modry and signed free-agent centre Dan Quinn, who returns to Ottawa after one year in Los Angeles where he had 14 goals and 31 points. Four of his goals were game winners.

OUTLOOK

The Senators can take a big step this year to shed their expansion clothes. Some world-class players are now fixtures on the roster and they'll soon have a big new building in which to cavort. Beaupre has been a big help, but the Senators must still close the gap that exists on defence. Coach Rick Bowness remains in the driver's seat, his optimism still not dented after three years on the job.



Sean Hill: 15 points in 45 games to lead blueline corps



Steve Larouche: eight goals, 15 points in 18 games as rookie



Almost 20 years separates the Hart Memorial Trophies won by Philadelphia Flyers Eric Lindros and his boss Bob Clarke, but both have taken big strides to bring the Stanley Cup back to Broad Street.

If their first year together is any indication, Lindros as the League's dominant player and Clarke as the crafty general manager, then it shouldn't be a long wait.

The Flyers broke a five-year playoff hex by winning the Atlantic Division, their first such title in eight years. Lindros bullied his way to the front of

the parade, while Clarke made what many called the best trade of the year.

In early February, Clarke sent Mark Recchi and a third-round draft choice to Montreal for big left winger John LeClair, forward Gilbert Dionne and defenceman Eric Desjardins. The new Flyers turned the club into contenders.

LeClair teamed with Lindros and Mikael Renberg to form the Legion of Doom, which compiled a phenomenal 159 points in the 36 regular-season games they played. Lindros and LeClair were named as First Team All-Stars. Another 40 points followed in the playoffs as the Flyers came with-in two wins of beating the eventual champion New Jersey Devils in the Eastern Final.

"We had no idea that LeClair would score this many goals (25), no idea at all," said Clarke in trying to play down the praise heaped his way.

Desjardins broke out for 23

points after the deal and helped the blueline to the sixth-best defensive record in the conference.

But it was Lindros's show from the drop of the puck in January. His first two seasons had been marred by injuries and his absence had a lot to do with the Flyers missing the playoffs by just a few points on both occasions. But with LeClair and Renberg on his wings, he rolled through the East, getting in on 70 of the club's division-leading 150 goals.

But much credit was also due coach Terry Murray, in his first year here after five seasons in Washington. He picked up a Jack Adams Award nomination, getting the Flyers to win for him with his light-handed touch. That rubbed off on players such as the ex-Canadiens, as well as Rod Brind'Amour (who led the club in playoff scoring) and Ron Hextall, who returned to the scene of his first NHL success.

FLYERS



Sophomore winger Mikael Renberg ranked second in club scoring with his 26 goals and 57 points.



ATLANTIC
DIVISION


FIVE YEAR POINT PERFORMANCE

	40	50	60	70	80	90	100	110	120
90/91					75				
91/92					75				
92/93					83				
93/94					80				
94/95					60				

48-GAME SCHEDULE

1994-95 RECORD VERSUS CONFERENCE

OPPOSITION	HOME			ROAD			OVERALL						
	W	L	T	W	L	T	GP	W	L	T	GF	GA	PTS
BOSTON	2	0	0	0	2	0	4	2	2	0	7	12	4
BUFFALO	2	0	0	0	1	0	3	2	1	0	9	7	4
FLORIDA	0	1	1	2	0	0	4	2	1	1	9	9	5
HARTFORD	1	0	0	1	1	0	3	2	1	0	10	9	4
MONTREAL	2	0	0	1	0	1	4	3	0	1	20	8	7
NEW JERSEY	1	1	0	2	0	0	4	3	1	0	14	11	6
NY ISLANDERS	1	1	0	1	1	0	4	2	2	0	11	10	4
NY RANGERS	1	1	0	1	1	0	4	2	2	0	11	12	4
OTTAWA	0	1	0	1	1	0	3	1	2	0	5	9	2
PITTSBURGH	2	0	0	0	1	0	3	2	1	0	12	8	4
QUEBEC	0	2	0	0	1	1	4	0	3	1	11	18	1
TAMPA BAY	2	0	0	2	0	0	4	4	0	0	17	11	8
WASHINGTON	2	0	0	1	0	1	4	3	0	1	14	8	7



John LeClair: 25 goals and 49 points in 37 games with Flyers

1995-96 PLAYER PERSONNEL


FORWARDS	HT	WT	PLACE OF BIRTH	DATE	1994-95 CLUB
ANTOSKI, Shawn	6-4	235	Brantford, ON	3/25/70	Philadelphia-Vancouver
BRINDAMOUR, Rod	6-1	202	Ottawa, ON	8/9/70	Philadelphia
BROWN, Dave	6-5	222	Saskatoon, SK	10/12/62	Philadelphia
DIMAIO, Rob	5-10	190	Calgary, AB	2/19/68	Philadelphia
DINEEN, Kevin	5-11	190	Quebec City, PQ	10/28/63	Philadelphia
DIONNE, Gilbert	6-0	205	Drummondville, PQ	9/19/70	Philadelphia-Montreal
DUPRE, Yanick	6-0	195	Montreal, PQ	11/20/72	Philadelphia-Hershey
FAUST, Andre	6-1	190	Joliette, PQ	10/7/69	Hershey
FEDYK, Brent	6-0	195	Yorkton, SK	3/8/67	Philadelphia
JUHLIN, Patrik	6-0	187	Huddinge, SWE	4/24/70	Philadelphia
LeCLAIR, John	6-2	220	St Albans, VT	7/5/69	Philadelphia-Montreal
LINDROS, Eric	6-4	235	London, ON	2/28/73	Philadelphia
MacTAVISH, Craig	6-1	195	London, ON	8/15/58	Philadelphia
MONTGOMERY, Jim	5-10	180	Montreal, PQ	6/30/69	Philadelphia-Montreal
NORRIS, Clayton	6-2	205	Edmonton, AB	3/8/72	Hershey
OTTO, Joel	6-4	225	Elk River, MN	10/29/61	Calgary
PODEIN, Shon	6-2	200	Rochester, MN	3/5/68	Philadelphia
PROSPAL, Vadav	6-2	173	C. Budejovice, CSSR	2/17/75	Hershey
RENBORG, Mikael	6-1	218	Pileå, SWE	5/5/72	Philadelphia
ROMANUK, Russ	6-0	195	Winnipeg, MB	6/9/70	Winnipeg-Springfield
SEMENOV, Anatoli	6-2	190	Moscow, USSR	3/5/62	Philadelphia-Anaheim
SITTLER, Ryan	6-2	195	London, ON	1/28/74	Hershey-Johnstown

DEFENSEMEN

BOULIN, Vladislav	6-4	196	Penza, USSR	5/18/72	Hershey
BOWEN, Jason	6-4	215	Port Alice, BC	11/9/73	Philadelphia-Hershey
BRIMANIS, Aris	6-3	195	Cleveland, OH	3/14/72	Hershey
DESJARDINS, Eric	6-1	200	Rouyn, PQ	6/14/69	Philadelphia-Montreal
DYKHUIS, Karl	6-3	195	Sepil-Bes, PO	7/8/72	Philadelphia-Hershey
HALLER, Kevin	6-2	183	Trochu, AB	12/5/70	Philadelphia
KORDIC, Dan	6-5	220	Edmonton, AB	4/18/71	Hershey
MALGUMAS, Stewart	6-0	200	Prince George, BC	4/21/70	Philadelphia-Hershey
SAMUELSSON, Kjell	6-6	235	Tyngsdynd, SWE	10/18/58	Pittsburgh
SVOBODA, Petr	6-1	175	Most, CSSR	2/14/66	Philadelphia-Buffalo
THERIEN, Chris	6-4	230	Ottawa, ON	12/14/71	Philadelphia-Hershey
YUSHEVICH, Dimitri	5-11	208	Yaroslavl, USSR	11/19/71	Philadelphia

GOALTENDERS

HEXTALL, Ron	6-3	192	Brandon, MB	5/3/64	Philadelphia
ISRAEL, Aaron	6-2	180	Boston, MA	6/4/73	Hershey-Johnstown
KUNTAR, Les	6-2	195	Elma, NY	7/28/69	Hershey-Worcester
LITTLE, Neil	6-1	180	Medicine Hat, AB	12/18/71	Hershey-Johnstown
ROUSSEL, Dominic	6-1	190	Hull, PQ	2/22/70	Philadelphia-Hershey
SNOW, Garth	6-3	200	Wrentham, MA	7/28/69	Quebec-Cornwall




Kevin Haller: nine points and plus 16 in 36 games on blueline

1994-95 SCORING STATISTICS


P	NO	PLAYER	GP	G	A	PTS	+/-	PIM	PP	SH	GW	GT	S	PCT
C	88	ERIC LINDROS	46	29	41	70	27	60	7	0	4	1	144	20.1
L	19	MIKAEL RENBERG	47	26	31	57	20	20	8	0	4	0	143	18.2
C	10	JOHN LeCLAIR	46	26	28	54	20	30	6	0	7	0	131	19.8
		Montreal	9	1	4	5	1	10	1	0	0	0	18	5.6
		Philadelphia	37	25	24	49	21	20	5	0	7	0	113	22.1
C	17	ROD BRINDAMOUR	48	12	27	39	4	33	4	1	2	0	86	14.0
D	37	ERIC DESJARDINS	43	5	24	29	12	14	1	0	1	0	93	5.4
		Montreal	9	0	6	6	2	2	0	0	0	0	14	0
		Philadelphia	34	5	18	23	10	12	1	0	1	0	79	6.3
D	2	DIMITRI YUSHKEVICH	40	5	9	14	4	47	3	1	1	0	80	6.3
R	11	KEVIN DINEEN	40	8	5	13	1	39	4	0	2	0	55	14.5
D	6	*CHRIS THERIEN	48	3	10	13	8	38	1	0	0	0	53	5.7
R	18	BRENT FEDYK	30	8	4	12	2	14	3	0	2	0	41	19.5
C	14	CRAIG MACTAVISH	45	3	9	12	2	23	0	0	0	0	38	7.9
C	44	ANATOLI SEMENOV	41	4	6	10	12	10	2	0	0	0	69	5.8
		Anaheim	15	3	4	7	10	4	2	0	0	0	33	9.1
		Philadelphia	26	1	2	3	2	6	0	0	0	0	36	2.8
C	25	SHJON PODEIN	44	3	7	10	2	33	0	0	1	0	48	6.3
D	5	KEVIN HALLER	36	2	7	9	16	48	0	0	0	0	26	7.7
L	45	GILBERT DIONNE	26	0	9	9	4	4	0	0	0	0	33	0
		Montreal	6	0	3	3	3	2	0	0	0	0	4	0
		Philadelphia	20	0	6	6	1	2	0	0	0	0	29	0
D	24	KARL DYKHUIS	33	2	6	8	7	37	1	0	1	0	46	4.3
D	23	PETR SVOBODA	37	0	8	8	5	70	0	0	0	0	39	0
		Buffalo	26	0	5	5	5	60	0	0	0	0	22	0
		Philadelphia	11	0	3	3	0	10	0	0	0	0	17	0
L	12	*PATRIK JUHLIN	42	4	3	7	13	6	0	0	1	0	44	9.1
C	9	ROB DIMAIO	36	3	1	4	8	53	0	0	0	1	34	8.8
R	21	DAVE BROWN	28	1	2	3	1	53	0	0	0	0	8	12.5
C	22	JIM MONTGOMERY	13	1	1	2	4	8	0	0	0	0	13	7.7
		Montreal	5	0	0	0	2	2	0	0	0	0	3	0
		Philadelphia	8	1	1	2	2	6	0	0	0	0	10	10.0
D	20	ROB ZETTLER	32	0	1	1	3	34	0	0	0	0	17	0
D	37	SHAWN ANDERSON	1	0	0	0	0	0	0	0	0	0	0	0
D	23	STEWART MALGUNAS	4	0	0	0	1	4	0	0	0	0	1	0
D	28	JASON BOWEN	4	0	0	0	2	0	0	0	0	0	2	0
L	15	*YANNICK DUPRE	22	0	0	0	7	8	0	0	0	0	21	0
L	8	SHAWN ANTOSKI	32	0	0	0	4	107	0	0	0	0	16	0
		Vancouver	7	0	0	0	4	46	0	0	0	0	4	0
		Philadelphia	25	0	0	0	0	61	0	0	0	0	12	0
GOALTENDER			GP	MIN	AVG	W	L	T	EN	SO	GA	SA	SPCT	
	33	DOMINIC ROUSSEL	19	1075	2.34	11	7	0	1	1	42	486	.914	
	27	RON HEXTALL	31	1824	2.89	17	9	4	1	1	88	801	.890	
TOTALS			48	2906	2.73	28	16	4	2	2	132	1289	.898	

1995 DRAFT CHOICES


- 22 Brian Boucher
G, Tri-City (WHL)
- 48 Shane Kenny
D, Owen Sound (OHL)
- 100 Radovan Somik
W, ZTS Martin (SLO)
- 132 Dimitri Tertyshny
D, Chelyabinsk (CIS)
- 135 Jamie Sokolsky
D, Belleville (OHL)
- 152 Martin Spanhel
W, Zlin Jr (CZE)
- 178 Martin Streit
W, Olomouc Jr (CZE)
- 204 Ruslan Shafikov
C, Salavat Yulayev Ufa (CIS)
- 230 Jeff Lank
D, Prince Albert (WHL)



Brent Fedyk



Craig MacTavish



Ron Hextall: 17-9-4 record and 2.89 average over 31 games in first season back in Philadelphia



FORECAST 1995-96

OFFENCE

Lindros, who now has 257 regular-season and playoff points in his 184 games, tied with Pierre Turgeon of Montreal for the season's longest scoring streak of 14 games. Both had 21 points. Lindros's assist streak of eight games was also tied for the lead, and his plus 27 was fourth best. Renberg was eighth in League scoring with 57 points. LeClair hit a career high in points and had seven game-winning goals, despite the shortened season. Kevin Dineen, among the grittiest of the Flyers, took a drop in production, but he and Craig MacTavish, who turned 37 in the summer, bring character to the team. Flyers that are expected to do better this season are Dionne and Patrik Juhlin, who had seven points in 42 games as a rookie.

DEFENCE

Besides Desjardins' play, Chris Therien played 48 games and led League rookie defencemen in scoring to grab a spot on the All-Rookie Team. The club was 3-6-1 prior to the big trade and

Desjardins was given a fair share of compliments after the club began pulling itself together. The Flyers had given up the second-most goals in the East the year before. Desjardins led the club's defence in the playoffs again with his plus 13, tied for second best overall. Three of the top eight scorers on the team were defencemen: Desjardins, Dimitri Yushkevich and Therien. But the budding Flyer blueline also includes the tough Kevin Haller, savvy vet Petr Svoboda and youngster Karl Dykhuis. Haller was the plus-minus leader among the group at plus 16. The Flyers added experience and toughness in the off-season, signing Kjell Samuelsson as a free agent from Pittsburgh.

GOALTENDING

Hextall's last two years with the Flyers weren't very memorable, but in stops in Quebec and Long Island he compiled a record of 56-42-11 between 1992 and 1994. That set up his triumphant return, his best year since the Flyers went to the 1989 Cup Final. His 2.89 goals-against average was his lowest in nine NHL seasons and his

record of 17-9-4 contained one shutout. His numbers were even better in the playoffs. The problem with his return was a curtailed workload for Dominic Roussel, who was 11-7-0 in 19 games with a sparkling save percentage of .914. The Flyers took a goaltender in the Draft's first round, Brian Boucher of Tri-City, 22nd overall, and acquired the rights to Garth Snow from Colorado in the off-season.

SPECIAL TEAMS


Despite their offensive boom, the Flyers made no significant move on the special teams index from a year before. The Legion of Doom had 20 power-play goals among them, and overall the Flyers were eighth with a 19.6% success rate. What hurt the Flyers was penalty killing, 18th overall, with just two short-hand goals, by Brind Amour and Yushkevich. In the playoffs, the Flyers gave up a whopping 15 power-play goals. That problem should be rectified this season. The Flyers added free agent Joel Otto during the summer. One of the League's best defensive centres, Otto was twice a Selke finalist while with Calgary.

NEW FACES


Otto and Samuelsson are major additions and Snow will battle for a spot at training camp. Two defencemen taken in the 1992 Draft, including the 15th overall selection Jason Bowen, are going to get a long look at camp. The rising star in the organization is Vladislav Boulin, a hard-hitting defenceman who spent last year in Hershey. But Bowen, who played four games last year, will likely get promoted first. A Finn, Janne Niinimaa, could be running the power-play unit some day. The club is being very patient with young Ryan Sittler, a two-way forward, whose career has been slowed by injury.

OUTLOOK

The Flyers are suddenly targets in the Atlantic Division, but they have the talent and toughness to survive. The pressure now shifts to Lindros to get the Flyers deeper into the playoffs. Having beaten Buffalo and the Rangers last year, they know something of the extra stamina required to take the next step.



Dimitri Yushkevich: five goals and 14 points over 40 games



Eric Desjardins: 23 points and plus 10 in 34 games with Flyers



Mario Lemieux is back!

The news that No. 66 was returning cleared the gloom of a five-game second-round loss to New Jersey after the Pittsburgh Penguins had finished second in the Eastern Conference.

It was January of 1993 when Lemieux stunned the hockey world with the revelation that he was suffering from Hodgkin's Disease. Six weeks off for radiation treatments couldn't stop him from winning the Art Ross, Hart and Bill Masterton Trophies, but after playing just 22 games the following season, he announced he would rest in 1994-95, secretly

thinking his career was over.

"My health is 100% better than this time last year," assured Lemieux.

Just to make sure, he'll likely be spared long road trips and some back-to-back games, at least until the playoffs. Many of the elements that surrounded him and led to two straight Stanley Cups are still in place.

Winger Jaromir Jagr assumed Lemieux's role as the club's premier forward, leading the club in scoring the past two seasons and winning last year's Art Ross Trophy to boot. The First Team All-Star right winger also gained a nomination for the Hart.

Dependable Ron Francis had a League-high 48 assists as well as being plus 30. He took home two awards, the Frank Selke as top defensive forward and the Lady Byng for good conduct.

Ageless winger Joe Mullen reached the 1,000-point mark, becoming the first American-

born player to do so.


But there will be changes on defence. During the off-season, perennial star Larry Murphy was traded to Toronto and free agent Kjell Samuelsson signed with Philadelphia.

The effects of an early-season injury to Tom Barrasso were overcome when back-up Ken Wregget seized the No. 1 job and won a League-high 25 games.

Pittsburgh was one team that definitely didn't suffer from the layoff, bursting out of the starting gate with 12 wins and a tie. They received big seasons from Luc Robitaille and Tomas Sandstrom, players who were acquired to replace Lemieux's offence.

And general manager Craig Patrick managed to build a good part of the team by signing free agents such as John Cullen and stocking the roster with waiver orphans such as centre Mike Hudson and defencemen Chris Joseph and Francois Leroux.

PENGUINS



Winger Luc Robitaille contributed 23 goals and 42 points in his first season with the Penguins.



NORTHEAST
DIVISION


FIVE YEAR POINT PERFORMANCE

	40	50	60	70	80	90	100	110	120
90/91						88			
91/92						87			
92/93									119
93/94								101	
94/95			61						

48-GAME SCHEDULE

1994-95 RECORD VERSUS CONFERENCE


OPPOSITION	HOME			ROAD			OVERALL							PCT
	W	L	T	W	L	T	GP	W	L	T	GF	GA	PTS	
BOSTON	2	0	0	1	1	0	4	3	1	0	15	12	6	.750
BUFFALO	1	0	1	1	1	0	4	2	1	1	15	13	5	.625
FLORIDA	1	1	0	1	1	0	4	2	2	0	16	14	4	.500
HARTFORD	1	1	0	1	1	0	4	2	2	0	15	16	4	.500
MONTREAL	2	0	0	0	2	0	4	2	2	0	13	13	4	.500
NEW JERSEY	1	0	0	0	0	2	3	1	0	2	11	8	4	.666
NY ISLANDERS	2	0	0	1	1	0	4	3	1	0	16	10	6	.750
NY RANGERS	2	0	0	1	0	0	3	3	0	0	13	10	6	1.000
OTTAWA	2	0	0	2	0	0	4	4	0	0	18	12	8	1.000
PHILADELPHIA	1	0	0	0	2	0	3	1	2	0	8	12	2	.333
QUEBEC	1	1	0	1	1	0	4	2	2	0	18	17	4	.500
TAMPA BAY	1	1	0	1	0	0	3	2	1	0	13	10	4	.666
WASHINGTON	1	1	0	1	1	0	4	2	2	0	10	11	4	.500



Tomas Sandstrom: 21 goals, including four on power-play unit

1995-96 PLAYER PERSONNEL

FORWARDS	HT	WT	PLACE OF BIRTH	DATE	1994-95 CLUB
BARRIE, Len	6-0	200	Kimberley, BC	6/4/69	Pittsburgh-Cleveland
BELOV, Oleg	6-0	185	Moscow, USSR	4/20/73	CSKA Moscow
CHRISTIAN, Jeff	6-2	210	Burlington, ON	7/30/70	Pittsburgh-Cleveland
CULLEN, John	5-10	180	Puslinch, ON	8/2/64	Pittsburgh
DZIEDZIC, Joe	6-3	220	Minneapolis, MN	12/18/71	Cleveland
FITZGERALD, Rusty	6-1	195	Minneapolis, MN	10/4/72	Pittsburgh-Cleveland
FRANCIS, Ron	6-2	200	Sault-Sle-Marie, ON	3/1/63	Pittsburgh
HRDINA, Jan	6-1	180	Hradec Kralove, CSSR	2/5/76	Seattle
JAGR, Jaromir	6-2	208	Kladno, CSSR	2/15/72	Pittsburgh
LAUER, Brad	6-0	195	Humboldt, OK	10/27/66	Cleveland
LEMIEUX, Mario	6-4	210	Montreal, PQ	10/5/65	Oid Nol Play
McEACHERN, Shawn	6-0	195	Walham, MA	2/28/69	Pittsburgh
MOROZOV, Alexei	6-1	178	Moscow, USSR	2/16/77	KrylyaSovetov
NASLUND, Markus	5-11	180	Borassund, SWE	7/30/73	Pittsburgh-Cleveland
PARK, Richard	6-0	187	Seoul, KOR	5/27/76	Pittsburgh-Belleville
PATTERSON, Ed	6-2	210	Delta, BC	11/14/72	Cleveland
PITTIS, Domenic	5-11	180	Calgary, AB	10/1/74	Cleveland
ROBITAILLE, Luc	6-1	195	Montreal, PQ	2/17/66	Pittsburgh
ROCHE, Dave	6-4	224	Lindsay, ON	6/13/75	Windsor
SANDSTROM, Tomas	6-2	200	Jakobstad, FIN	9/4/64	Pittsburgh
STEVENS, Kevin	6-3	217	Brookline, MA	4/15/65	Pittsburgh
WELLS, Chris	6-6	215	Calgary, AB	11/12/75	Cleveland-Seattle
ZELENKO, Boris	6-1	172	Moscow, USSR	9/12/75	CSKA Moscow
DEFENCEMEN					
ANDRUSAK, Greg	6-1	183	Crabbrook, BC	11/14/69	Pittsburgh-Detroit (IHL)
BEREHOWSKY, Drake	6-2	211	Toronto, ON	7/3/72	Pittsburgh-Toronto
JOSEPH, Chris	6-2	210	Burnaby, BC	9/10/69	Pittsburgh
KRIVCHENKO, Alexei	6-0	185	Novosibirsk, USSR	6/11/74	CSKA Moscow
LEROUX, Francois	6-6	234	Sle-Adele, PQ	4/18/70	Pittsburgh-PCI
MACIVER, Norm	5-11	185	ThunderBay, ON	9/8/64	Pittsburgh-Ottawa
McBEAN, Wayne	6-2	185	Calgary, AB	2/21/69	Oid Nol Play
MIRONOV, Omitri	6-2	214	Moscow, USSR	12/25/65	Toronto
MORAN, Ian	5-11	175	Cleveland, OH	8/24/72	Cleveland
PALMER, Drew	6-4	209	Wayzata, MN	1/10/76	Seattle
SAMUELSSON, Ulf	6-1	195	Fagersta, SWE	3/26/64	Pittsburgh
TAMER, Chris	6-2	185	Dearborn, MI	11/17/70	Pittsburgh-Cleveland
VORONOV, Sergei	6-2	200	Moscow, USSR	2/5/71	Dynamo Moscow
GOALTENDERS					
BARRASSO, Tom	6-3	211	Boston, MA	3/31/65	Pittsburgh
DeROUVILLE, Philippe	6-1	183	Arthabaska, PQ	8/7/74	Pittsburgh-Cleveland
LALIME, Patrick	6-2	170	St-Bonaventure, PQ	7/17/74	Cleveland-Hampton Roads
WREGGET, Ken	6-1	195	Brandon, MB	3/25/64	Pittsburgh



John Cullen: veteran centre with 13 goals, 37 points in 46 games

1994-95 SCORING STATISTICS

P	NO	PLAYER	GP	G	A	PTS	+/-	PIM	PP	SH	GW	GT	S	PCT
R	68	JAROMIR JAGR	48	32	38	70	23	37	8	3	7	0	192	16.7
C	10	RON FRANCIS	44	11	48	59	30	18	3	0	1	0	94	11.7
R	17	TOMAS SANDSTROM	47	21	23	44	1	42	4	1	3	1	116	18.1
L	20	LUC ROBITAILLE	46	23	19	42	10	37	5	0	3	1	109	21.1
D	55	LARRY MURPHY	48	13	25	38	12	18	4	0	3	0	124	10.5
R	7	JOE MULLEN	45	16	21	37	15	6	5	2	3	0	78	20.5
C	11	JOHN CULLEN	46	13	24	37	4	66	2	0	1	0	88	14.8
L	25	KEVIN STEVENS	27	15	12	27	0	51	6	0	4	0	80	18.8
C	15	SHAWN McEACHERN	44	13	13	26	4	22	1	2	1	0	97	13.4
D	22	NORM MACIVER	41	4	16	20	2	16	2	0	0	0	50	8.0
		Ottawa	28	4	7	11	9	10	2	0	0	0	30	13.3
		Pittsburgh	13	0	9	9	7	6	0	0	0	0	20	.0
C	12	TROY MURRAY	46	4	12	16	2	39	0	0	1	0	45	8.9
		Ottawa	33	4	10	14	1	16	0	0	1	0	38	10.5
		Pittsburgh	13	0	2	2	1	23	0	0	0	0	7	.0
D	5	ULF SAMUELSSON	44	1	15	16	11	113	0	0	0	0	47	2.1
D	23	CHRIS JOSEPH	33	5	10	15	3	46	3	0	0	0	73	6.8
C	9	LEN BARRIE	48	3	11	14	4	66	0	0	1	0	37	8.1
C	16	MIKE HUDSON	40	2	9	11	1	34	0	0	1	0	33	6.1
D	28	KJELL SAMUELSSON	41	1	6	7	8	54	0	0	0	0	37	2.7
D	4	GREG HAWGOOD	21	1	4	5	2	25	1	0	0	0	17	5.9
R	29	MARKUS NASLUND	14	2	2	4	0	2	0	0	0	0	13	15.4
D	37	GREG ANDRUSAK	7	0	4	4	1	6	0	0	0	0	7	.0
L	33	JIM MCKENZIE	39	2	1	3	7	63	0	0	1	0	16	12.5
D	2	CHRIS TAMER	36	2	0	2	0	82	0	0	0	0	26	7.7
D	44	DRAKE BEREHOWSKY	29	0	2	2	9	28	0	0	0	0	14	.0
		Toronto	25	0	2	2	10	15	0	0	0	0	12	.0
		Pittsburgh	4	0	0	0	1	13	0	0	0	0	2	.0
D	18	FRANCOIS LEROUX	40	0	2	2	7	114	0	0	0	0	19	.0
C	34	*RUSTY FITZGERALD	4	1	0	1	2	0	0	0	0	0	5	20.0
C	26	*RICHARD PARK	1	0	1	1	1	2	0	0	0	0	4	.0
D	32	PETER TAGLIANETTI	13	0	1	1	1	12	0	0	0	0	5	.0
L	34	*JEFF CHRISTIAN	1	0	0	0	0	0	0	0	0	0	2	.0
GOALTENDER			GP	MIN	AVG	W	L	T	EN	SO	GA	SA	SPCT	
	30	*PHILIPPE DeROUVILLE	1	60	3.00	1	0	0	0	0	3	27	889	
	31	KEN WREGGET	38	2208	3.21	25	9	2	1	0	118	1219	903	
	1	WENDELL YOUNG	10	497	3.26	3	6	0	1	0	27	255	894	
	35	TOM BARRASSO	2	125	3.84	0	1	1	0	0	8	75	893	
TOTALS			48	2901	3.27	29	16	3	2	0	158	1578	.900	




Ken Wregget: outstanding season with .903 save percentage and League-leading 25 wins in 38 games

1995 DRAFT CHOICES

24. Alexei Morozov
W, Krylja Sovetov Moscow (CIS)
76. Jean-Sebastien Aubin
G, Sherbrooke (QMJHL)
102. Oleg Belov
C, CSKA Moscow (CIS)
128. Jan Hrdina
C, Seattle (WHL)
154. Sergei Kolkunov
C, Krylja Sovetov Moscow (CIS)
180. Derrick Pyke
RW, Halifax (QMJHL)
206. Sergei Voronov
D, Dynamo Moscow (CIS)
232. Frank Ivankovic
G, Oshawa (OHL)



Shawn McEachern



Norm Maciver



FORECAST 1995-96

OFFENCE

The last time Lemieux played even just 60 games, he had 160 points, while Jagr's last two full seasons have yielded 94 and 99 points. Jagr had 70 points in his 48 games last year, including 32 goals, seven of them game winners. Francis had 59 regular-season points and led the squad with 19 points in the playoffs. Robitaille, a five-time First Team All-Star, is looking to get back to a 100-point pace. He had 23 goals and 42 points last season. Mullen and Cullen had 37 points each. Kevin Stevens had just 15 goals and 27 points in 27 games of an injury-shortened season. But he has been in triple figures with 50-plus goals when playing alongside Lemieux. The speedy Shawn McEachern chipped in with 13 goals and 26 points. The Penguins' 181 goals were second only to the Quebec Nordiques' 185.

DEFENCE

Some of Murphy's numbers will be replaced by Dmitri Mironov,

who was just starting to hit his stride with the Leafs in 1993-94. Teams around the League continue to be frustrated by the punishing Ulf Samuelsson. He was plus 11, second only to Murphy's 12 among Pittsburgh defencemen. The Penguins felt confident enough in their scoring to trade Martin Straka to Ottawa for defenceman Norm Maciver, who had nine assists in 13 games here. Joseph, a former No. 1 draft pick of the team in 1987, took the long way back through Edmonton and Tampa Bay. He contributed five goals and 15 points in 33 games. Veterans Greg Hawgood and Peter Taglianetti were hampered by injuries. The Penguins picked up former Toronto first rounder Drake Berehovsky at the trade deadline in April.

GOALTENDING

Wregget had never won 25 games in his three different stops around the League, but fortune smiled on him at age 31, as he filled in admirably for the former Vezina Trophy winner. He had a solid .903 save percentage and his 3.21 goals-

against average was his best in nine full seasons in the NHL. He shut out Washington in Game 7 of Pittsburgh's opening round victory. But Barrasso wants his job back, and that points to a competitive training camp. Barrasso has still played twice as many playoff games. Philippe DeRouville, who played one game last year, is available for emergency situations.

SPECIAL TEAMS

Despite their increased firepower, the Penguins didn't make much noise on the special teams index, barely moving from their break-even point of two years ago. Penalty killing hurt them. In fact only three non-playoff teams, Anaheim, Edmonton and the Islanders, fared worse than Pittsburgh's 79.9%. But by the same token, their tenacity led to eight short-hand goals, three by Jagr and two each by McEachern and Mullen. Jagr added eight power-play goals and six of Stevens' goals were scored while on the power-play unit.

NEW FACES

Mironov should help the power play. DeRouville could likely be in the NHL now somewhere, but will have a tough time here where Barrasso and Wregget are battling it out. Berchowsky could get some steady work, but the Penguins already have Chris Tamer fighting for the same role. Centre Chris Wells of Seattle, checking in at 6-foot-6, could add to the Penguins' muscle. Defenceman Ian Moran was not a factor at last year's training camp as some had hoped, but he intends to show off his scoring touch. Pittsburgh is a hard team to crack with so much talent and experience already in place.

OUTLOOK

Lemieux arrives as the Penguins try to figure some way to get beyond the second round. He solves a lot of the problem. Coach Eddie Johnston gets along very well with Lemieux and all the Penguins should be playing a little taller now.



Larry Murphy: traded to Toronto after 13-goal, 38-point season



Ulf Samuelsson: 16 points and plus 11 in 44 games on blueline



Perhaps no NHL team lives up to its name more than the San Jose Sharks – silent and deadly killers who prefer to strike in the spring playoffs.

Just ask the Calgary Flames, who were last year's first-round upset victims or the 1994 Detroit Red Wings or even the Toronto Maple Leafs of that year, who barely escaped alive.

The Sharks seemed to have an unimposing roster again last season, only three "plus" players, no one with 100 shots on goal and a record that was six games below .500. But they certainly didn't lack grit or determination.

Calgary had them down 3-2 in the opening round, but the Sharks rallied and won the clincher on Ray Whitney's double overtime goal.

What has kept the Sharks in every game is the close attention given to head coach Kevin Constantine's rigid game plan and superb goaltending from Arturs Irbe. Those elements didn't work as well as in 1994, but well enough to beat the Flames and throw a scare into everyone else. Again.

It took the strong desire for revenge on the part of the Red Wings to ambush the Sharks in the second round, treating them as if it were the Cup Final.


But changes designed to get the Sharks away from dependence on older players were instituted during the season and could be accelerated in 1995-96. Veterans such as Bob Errey, Johan Garpenlov, Todd Elik, Jeff Norton and Gaetan Duchesne

were traded and some prospects were allowed to audition.

The Sharks will probably try to open up their game this season after 129 goals last season left them ahead of only Anaheim in Western Conference scoring. They picked up a bona fide scorer in Craig Janney from the Blues in early March. They have one of the most exciting youngsters in the NHL in winger Jeff Friesen and there is a horde of swift and talented Europeans on the horizon.

Dean Lombardi, the Sharks' director of hockey operations, said after the playoffs that the Detroit debacle, a four-game sweep in which the Sharks were outscored 24-6, may have been a blessing in disguise. He felt it pin-pointed the areas where the team needed improvement.

But as Detroit coach Scott Bowman said at the conclusion of the series, "The Sharks have a lot to look forward to."



Centre Craig Janney had 20 points in his 27 games with the Sharks after arriving from St. Louis.

SHARKS




PACIFIC
DIVISION

FOUR YEAR POINT PERFORMANCE

	40	50	60	70	80	90	100	110	120
91/92	39								
92/93	24								
93/94					82				
94/95	42	48-GAME SCHEDULE							

1994-95 RECORD VERSUS CONFERENCE

OPPOSITION	HOME			ROAD			OVERALL						
	W	L	T	W	L	T	GP	W	L	T	GF	GA	PCT
ANAHEIM	0	2	0	1	2	0	5	1	4	0	15	22	2 200
CALGARY	0	2	0	1	1	0	4	1	3	0	10	17	2 250
CHICAGO	1	1	0	1	1	0	4	2	2	0	10	13	4 500
DALLAS	2	0	0	1	0	1	4	3	0	1	13	9	7 875
DETROIT	0	2	0	0	2	0	4	0	4	0	4	19	0 000
EDMONTON	1	1	0	1	2	0	5	2	3	0	16	17	4 400
LOS ANGELES	2	1	0	2	0	0	5	4	1	0	14	8	8 800
ST LOUIS	0	2	0	0	2	0	4	0	4	0	9	17	0 000
TORONTO	1	1	0	1	1	0	4	2	2	0	11	14	4 500
VANCOUVER	1	1	1	1	0	1	5	2	1	2	12	13	6 600
WINNIPEG	2	0	0	0	1	1	4	2	1	1	15	12	5 625



Kevin Miller: six goals and 13 points in 21 games with Sharks

1995-96 PLAYER PERSONNEL


FORWARDS	HT	WT	PLACE OF BIRTH	DATE	1994-95 CLUB
BAKER, Jamie	6-0	190	Ottawa, ON	8/31/66	San Jose
CALOUN, Jan	5-10	175	Usti nad Labem, CSSR	12/20/72	Kansas City
CHEBBAYEV, A.	6-1	190	Voskresensk, USSR	8/13/73	Kansas City
DAHLEN, Ulf	6-2	195	Ostersund, SWE	1/12/67	San Jose
DONOVAN, Shean	6-2	185	Timmins, ON	1/22/75	San Jose-Kansas City
FALLOON, Pat	5-11	192	Foxwarren, MB	9/22/72	San Jose
FRIESEN, Jeff	6-0	183	Meadow Lake, SK	8/5/76	San Jose
GRILLO, Dean	6-2	210	Bemidji, MN	12/8/72	Kansas City
JANNIE, Craig	6-1	190	Hartford, CT	9/26/67	San Jose-St. Louis
KOROLYUK, Alexander	5-9	170	Moscow, USSR	1/15/76	Krylja Sovetov
KOZLOV, Viktor	6-5	209	Togliatti, USSR	2/19/75	San Jose-Kansas City
LARIONOV, Igor	5-9	170	Voskresensk, USSR	12/3/60	San Jose
MAKAROV, Sergei	5-11	185	Chebysyovsk, USSR	6/19/58	San Jose
MILLER, Kevin	5-11	190	Lansing, MI	9/9/65	San Jose-St. Louis
NAZAROV, Andrei	6-4	210	Chebysyovsk, USSR	5/22/74	San Jose-Kansas City
NILSSON, Fredrick	6-2	200	Vasteras, SWE	4/19/71	Kansas City
ODGERS, Jeff	6-0	195	Spy Hill, SK	5/31/69	San Jose
PELTONEN, Ville	5-10	172	Vantaa, FIN	5/24/73	HIFK Helsinki
SYLVESTER, Dean	6-2	185	Hanson, MA	12/30/72	Michigan State
TANDILL, Chris	5-10	185	Livonia, MI	2/7/68	San Jose-Kansas City
THURESSON, Marcus	6-1	180	Jonkoping, SWE	5/31/71	Leksand
VARADA, Vlastek	6-0	198	Vsevolod, CSSR	4/26/76	Tacoma
WHITNEY, Ray	5-9	160	Fort Saskatchewan, AB	5/8/72	San Jose
WOOD, Dody	5-11	205	Chetwynd, BC	3/18/72	San Jose-Kansas City
YEGOROV, Alexei	5-11	183	Leningrad, USSR	5/21/75	Fort Worth-St. Petersburg

DEFENCEMEN

CRONIN, Shawn	6-2	225	Joliet, IL	8/20/63	San Jose
KROUPA, Vlastislav	6-2	185	Most, CSSR	4/27/75	San Jose-Kansas City
KYTE, Jim	6-5	210	Ottawa, ON	3/21/64	San Jose-Las Vegas
MORE, Jayson	6-1	200	Souris, MB	1/12/69	San Jose
ODUYA, Fredrik	6-3	190	Stockholm, SWE	5/31/75	Ottawa (OHL)
OSADCHY, Alexander	5-11	190	Kharkov, USSR	7/19/75	CSKA Moscow
OZOLINSH, Sandis	6-1	195	Riga, USSR	8/3/72	San Jose
PEDERSON, Tom	5-9	175	Bloomington, MN	1/14/70	San Jose
RAGNARSSON, Marcus	6-1	200	Ostervasa, SWE	8/13/71	Djurgarden
RATH, J.E. Mike	6-5	203	Marquette, MI	5/11/74	San Jose-Kansas City
SYKORA, Michal	6-4	215	Pardubice, CSSR	7/5/73	San Jose-Kansas City
WORTHMAN, Kevin	6-0	200	Saugus, MA	2/22/69	Kansas City

GOALTENDERS

FLAHERTY, Wade	6-0	170	Terrace, BC	1/11/68	San Jose
IRBE, Arturs	5-7	180	Riga, USSR	2/2/67	San Jose
RYDER, Dan	6-1	190	Kitchener, ON	10/24/72	Kansas City-Roanoke



Sandis Ozolinsh: blueline leader with nine goals and 25 points

1994-95 SCORING STATISTICS

P	NO	PLAYER	GP	G	A	PTS	+/-	PIM	PP	SH	GW	GT	S	PCT
R	22	ULF DAHLEN	46	11	23	34	2-	11	4	1	4	0	85	12.9
C	15	CRAIG JANNEY	35	7	20	27	1-	10	3	0	1	0	40	17.5
		St Louis	8	2	5	7	3	0	1	0	0	0	9	22.2
		San Jose	27	5	15	20	4-	10	2	0	1	0	31	16.1
L	39	*JEFF FRIESE	48	15	10	25	8-	14	5	1	2	0	86	17.4
C	14	RAY WHITNEY	39	13	12	25	7-	14	4	0	1	0	67	19.4
D	6	SANDIS OZOLINSH	48	9	16	25	6-	30	3	1	2	0	83	10.8
R	24	SERGEI MAKAROV	43	10	14	24	4-	40	1	0	1	1	56	17.9
C	7	IGOR LARIONOV	33	4	20	24	3-	14	0	0	1	0	69	5.8
R	8	KEVIN MILLER	36	8	12	20	4	13	1	1	2	0	60	13.3
		St Louis	15	2	5	7	4	0	0	0	0	0	19	10.5
		San Jose	21	6	7	13	0	13	1	1	2	0	41	14.6
R	17	PAT FALLOON	46	12	7	19	4-	25	0	0	3	0	91	13.2
D	41	TOM PEDERSON	47	5	11	16	14-	31	0	0	0	2	59	8.5
C	18	CHRIS TANCILL	26	3	11	14	1	10	0	1	0	0	39	7.7
C	13	JAMIE BAKER	43	7	4	11	7-	22	0	1	0	0	60	11.7
D	40	MIKE RATHJE	42	2	7	9	1-	29	0	0	0	0	38	5.3
R	23	*ANDREI NAZAROV	26	3	5	8	1-	94	0	0	0	0	19	15.8
R	36	JEFF ODGERS	48	4	3	7	8-	117	0	0	1	0	47	8.5
D	2	JIM KYTE	18	2	5	7	7-	33	0	0	1	0	14	14.3
D	4	JAYSON MORE	45	0	6	6	7	71	0	0	0	0	25	0
D	3	ILYA BYAKIN	13	0	5	5	9-	14	0	0	0	0	19	0
D	38	*MICHAL SYKORA	16	0	4	4	6	10	0	0	0	0	6	0
C	9	VIACHESLAV BUTSAYEV	6	2	0	2	2-	0	0	0	0	0	6	33.3
R	47	*VIKTOR KOZLOV	16	2	0	2	5-	2	0	0	0	0	23	8.7
C	16	*DODD WOOD	9	1	1	2	0	29	0	0	0	0	5	20.0
D	26	VLASTIMIL KROUPA	14	0	2	2	7-	16	0	0	0	0	4	0
D	44	SHAWN CRONIN	29	0	2	2	0	61	0	0	0	0	12	0
R	42	*SHEAN DONOVAN	14	0	0	0	6-	6	0	0	0	0	13	0
GOALTENDER			GP	MIN	AVG	W	L	T	EN	SO	GA	SA	SPCT	
	31	WADE FLAHERTY	18	852	3.10	5	6	1	2	1	44	455	.903	
	32	ARTURS IRBE	38	2043	3.26	14	19	3	4	4	111	1056	.895	
TOTALS			48	2904	3.33	19	25	4	6	5	161	1517	.894	




Wade Flaherty: five wins with fine .903 save percentage and 3.10 average in 18 games as back-up

1995 DRAFT CHOICES

- 12 Teemu Riihijarvi
LW, Espoo Jr (FIN)
- 38 Peter Roed
C, White Bear Lake (USS)
- 64 Marko Makinen
RW, TPS Turku Jr (FIN)
- 90 Vesa Toskala
G, Ilves Jr (FIN)
- 116 Miikka Kiprusoff
G, TPS Turku Jr (FIN)
- 130 Michal Bros
C, Olomouc (CZE)
- 140 Timo Hakanen
C, Assat Jr (FIN)
- 142 Jaroslav Kudrna
LW, Penticton (T2JRA)
- 167 Brad Mehalko
RW, Lethbridge (WHL)
- 168 Robert Jindrich
D, Plzen (CZE)
- 194 Ryan Kraft
C, U. of Minnesota (USC)
- 220 Mikko Markkanen
W, TPS Turku Jr (FIN)



Jayson More



Pat Falloon



FORECAST 1995-96

OFFENCE

After some rough times in St. Louis, Jannetty appears to be happy on the West Coast, where he bagged 20 points in his 27 games after the trade. He has 217 points the last three years. Kevin Miller picked up after leaving the Blues as well, with 13 points in his 21 games. Ulf Dahlen showed he still fits in the club's plans by leading the Sharks in both regular-season and playoff scoring. He was in on 34 of the club's 129 regular-season goals. Friesen, named to the All-Rookie Team, gave the fans a show, finishing seventh among rookie scorers with a club-high 15 goals. Pat Falloon and Ray Whitney, the first two draft picks from the Sharks' inaugural season, continued to develop nicely. Whitney finished two goals behind Friesen, while equalling his 25 points. Sergei Makarov and Igor Larionov are both in their mid-30s, but are still productive. Right winger Andrei Nazarov impressed over 26 games with his toughness.

DEFENCE

It suffered last season, giving up 161 goals, fifth most in the con-

ference, then averaging five against in the playoffs by the time the Detroit series ended. They may have missed Norton, but they are still bringing along Sandis Ozolinsh, who led the blueliners again in points, this time with 25. The youngsters they're counting on back there in the future include hulking Mike Rathje, Michal Sykora, Tom Pedersen and Vlastimil Kroupa. Veterans Shawn Cronin, Jayson More (a club-high plus seven) and Ilya Byakin can look after themselves, but they're not noted for their scoring.

GOALTENDING

Irbe's chunky white goalpads continued to be a source of frustration for NHL shooters, but the little Latvian had a bit of an off year. Despite four shutouts (tied for second in the League), his goals-against rose to 3.26 and although he made it into 38 of 48 games, the workaholic was often replaced by back-up Wade Flaherty, including the playoffs. Irbe did get into his 158th NHL game on April 28 which made him the all-time leader among European-born goaltenders. Flaherty, who had played only four NHL games up to last season, had some very big nights,

enjoyed a .903 save percentage and won two playoff games. He got the chance when Jimmy Waite was traded to Chicago.

SPECIAL TEAMS

The Sharks remained mired near the bottom of the special teams index at minus 14, mostly due to an 11.8% power play, the second worst in the League. Friesen led the way with five power-play goals, Dahlen and Whitney had four each, but only four others scored at all. Rathje, scoreless on the unit during the regular season, surprised with five in the playoffs. Their six shorthand goals were scattered around the lineup as San Jose tied for a more respectable 14th in penalty killing.


NEW FACES

Nazarov and Sykora should see more action this season, the former already raising some eyebrows on other teams. Centre Fredrick Nilsson challenged for

a job at training camp last season before a shoulder injury intervened. Finnish left winger Ville Peltonen has been preparing himself in his country's league the last two years and the Sharks chose his countryman Teemu Riihijarvi, another left winger, 12th overall at the last Draft. Tenacious winger Shean Donovan auditioned over 14 games last season and could earn a permanent job this year.

OUTLOOK

An 82-game schedule should give management some time to work on its youth movement in preparation for a playoff run. But the Sharks cannot be complacent, considering how close the race in the West has been in the first two years of the seeding system. And the addition of Colorado to the conference lineup will make things more difficult this season. Some help will have to be found to augment or protect what little scoring the Sharks now possess.



Ulf Dahlen: club's leading scorer with 11 goals and 34 points



Ray Whitney: speedy centre with 13 goals, 25 points in 39 games



Contrary to public belief, the St. Louis Blues didn't take a step backward just because Mike Keenan didn't deliver a Stanley Cup in his first year behind the bench.

The Blues' tradition of offensive hockey continued and the veteran defence ranked in the top half of the league. The club won 28 games faster than any St. Louis team since 1980-81 and several players reached personal milestones, as well as Keenan who coached his 750th NHL game on March 20.

People may have expected more from Keenan after he won the Cup with New York in 1994,

but there was no shame in losing a tough seven-game series to Vancouver, the team Keenan's Rangers needed to beat for that title.

The Blues intend to pick up where they left off in the regular season, a very healthy 13 games above .500 with an offence second only to the Red Wings in the Western Conference.

The bright lights on the Blues remain willing and able – led by Brett Hull, who has 415 goals in seven-plus seasons in St. Louis, and continues to evolve as an all-round player. He once again led the team in scoring, and in power-play and shorthanded goals.

But it was the new blood that turned the Blues' engine in 1995. Al MacInnis and his booming shot joined from Calgary. Guy Carbonneau, former captain of the Montreal Canadiens, came west.

Esa Tikkanen and Glenn Anderson, both multi-Cup ring


owners from Edmonton and the Rangers, were brought in with Greg Gilbert, a two-way winger who has followed Keenan to three of his four coaching jobs.

Todd Elik came from San Jose in the Kevin Miller trade and the Blues had an unexpected boost from rookies Ian Laperriere, Denis Chasse, Patrice Tardif and David Roberts.

A flurry of off-season activity saw Keenan add four free-agent veterans to the roster – forwards Dale Hawerchuk (from Buffalo), Geoff Courtnall (Vancouver) and Brian Noonan (NY Rangers) and goaltender Grant Fuhr (Los Angeles). Keenan also pulled the trigger on a blockbuster deal that sent rugged winger Brendan Shanahan to the Whalers in exchange for promising young defenceman Chris Pronger.

It's true that some of the older veterans were acquired with a fast dash to the top in mind, but no one is ready for the pasture.

BLUES



Brett Hull's club-high 29 goals included nine on the power-play unit and six game winners.



FIVE YEAR POINT PERFORMANCE

	40	50	60	70	80	90	100	110	120
90/91									105
91/92						83			
92/93						85			
93/94							91		
94/95					61				

48-GAME SCHEDULE

1994-95 RECORD VERSUS CONFERENCE

OPPOSITION	HOME			ROAD			OVERALL						
	W	L	T	W	L	T	GP	W	L	T	GF	GA	PTS
ANAHEIM	2	0	0	2	0	0	4	4	0	0	22	10	8
CALGARY	2	0	0	0	2	0	4	2	2	0	16	13	4
CHICAGO	0	1	1	1	0	1	4	1	1	2	7	10	4
DALLAS	1	1	0	2	1	0	5	3	2	0	21	15	6
DETROIT	1	2	0	1	0	1	5	2	2	1	15	15	5
EDMONTON	2	0	0	0	2	0	4	2	2	0	16	10	4
LOS ANGELES	1	0	1	0	1	1	4	1	1	2	13	13	4
SAN JOSE	2	0	0	2	0	0	4	4	0	0	17	9	8
TORONTO	3	0	0	1	1	0	5	4	1	0	18	12	8
VANCOUVER	1	1	0	1	1	0	4	2	2	0	13	8	4
WINNIPEG	1	1	0	2	1	0	5	3	2	0	20	20	6



Brendan Shanahan: traded to Whalers after four years with Blues

1995-96 PLAYER PERSONNEL

FORWARDS	HT	WT	PLACE OF BIRTH	DATE	1994-95 CLUB
CARBONNEAU, Guy	5-11	185	Sept-Isles, PQ	3/18/60	St. Louis
CHASSE, Denis	6-2	200	Montreal, PQ	2/7/70	St. Louis
COURTNALL, Geoff	6-1	195	Duncan, BC	8/18/62	Vancouver
GILBERT, Greg	6-1	191	Mississauga, ON	1/22/62	St. Louis
HANDZUS, Michal	6-3	191	Bystyica, CSSR	3/11/77	Bystyica
HAWERCHUK, Dale	5-11	190	Toronto, ON	4/4/63	Buffalo
HECHT, Jochen	6-0	180	Mannheim, GER	8/21/77	Mannheim
HULL, Bret	5-10	201	Belleville, ON	8/9/64	St. Louis
JOHNSON, Craig	6-2	197	St. Paul, MN	3/8/72	St. Louis-Peoria
LAPERIERRE, Ian	6-1	195	Montreal, PQ	1/19/74	St. Louis-Peoria
McRAE, Basil	6-2	210	Beaverlton, ON	1/5/61	St. Louis
NOONAN, Brian	6-1	200	Boston, MA	5/29/65	NY Rangers
ROBERTS, David	6-0	185	Alameda, CA	5/28/70	St. Louis-Peoria
ROY, Stephane	5-10	173	Ste-Marine, PQ	1/26/76	Val d'Or
SAWYER, Kevin	6-2	205	Christina Lake, BC	2/18/74	Spokane
STASTNY, Peter	6-1	200	Bratislava, CSSR	9/18/56	St. Louis
TARDIF, Patrice	6-2	202	Theilford/Mines, PQ	10/30/70	St. Louis-Peoria
TIKKANEN, Esa	6-1	200	Helsinki, FIN	1/25/65	St. Louis
TWIST, Tony	6-1	212	Sherwood Park, AB	5/9/68	St. Louis
VASILEVSKI, Alex	5-10	170	Kiev, USSR	1/8/75	Peoria
VOPAT, Roman	6-3	216	Litvinov, CSSR	4/21/76	Peoria-Moose Jaw

DEFENCEMEN

BARON, Murray	6-3	215	Prince George, BC	6/1/67	St. Louis
DUCHESENE, Steve	5-11	195	Sept-Isles, PQ	6/30/65	St. Louis
DUPRESNE, Donald	6-1	206	Quebec City, PQ	4/10/67	St. Louis
FRYLEN, Edvin	6-0	211	Jarfalla, SWE	12/23/75	Vasteras
GUNKO, Yuri	6-1	187	Kiev, USSR	2/28/72	Sokol Kiev
HAMRLIK, Martin	5-11	185	Gothwaldov, CSSR	5/6/73	Peoria
MacINNIS, Al	6-2	196	Inverness, NS	7/1/63	St. Louis
NORTON, Jeff	6-2	200	Acton, MA	11/25/65	St. Louis-San Jose
OLSSON, Christer	5-11	190	Arboga, SWE	6/24/70	Brynäs
PRONGER, Chris	6-5	220	Dryden, ON	10/10/74	Hartford
RIVERS, Jamie	6-0	190	Ottawa, ON	3/16/75	Sudbury
STADOS, Steve	6-0	185	Hamilton, ON	7/28/73	Peoria
WELLS, Jay	6-1	210	Paris, ON	5/18/59	NY Rangers
ZOMBO, Rick	6-1	200	Des Plaines, IL	5/8/63	St. Louis

GOALTENDERS

BUZAK, Mike	6-3	183	Edson, AB	2/10/73	Michigan State
CASEY, Jon	5-10	155	Grand Rapids, MN	3/29/62	St. Louis
FUHR, Grant	5-9	190	Spruce Grove, AB	9/28/62	Los Angeles-Buffalo
JOSEPH, Curtis	5-10	182	Keswick, ON	4/29/67	St. Louis
ROCHE, Scott	6-4	220	Lindsay, ON	3/19/77	North Bay



Greg Gilbert: 11 goals and 25 points in first year with Blues

1994-95 SCORING STATISTICS


P	NO	PLAYER	GP	G	A	PTS	+/-	PIM	PP	SH	GW	GT	\$	PCT
R	16	BRETT HULL	48	29	21	50	13	10	9	3	6	0	200	14.5
L	19	BRENDAN SHANAHAN	45	20	21	41	7	136	6	2	6	0	153	13.1
D	28	STEVE DUCHESNE	47	12	26	38	29	36	1	0	1	0	116	10.3
L	10	ESA TIKKANEN	43	12	23	35	13	22	5	2	1	1	107	11.2
C	20	ADAM CREIGHTON	48	14	20	34	17	74	3	0	1	0	81	17.3
D	5	JEFF NORTON	48	3	27	30	22	72	0	0	1	0	48	6.3
		San Jose	20	1	9	10	1	39	0	0	0	0	21	4.8
		St. Louis	28	2	18	20	21	33	0	0	1	0	27	7.4
D	2	AL MACINNIS	32	8	20	28	19	43	2	0	0	0	110	7.3
C	22	*IAN LAPERRIERE	37	13	14	27	12	85	1	0	1	0	53	24.5
R	9	GLENN ANDERSON	36	12	14	26	9	37	0	0	3	0	54	22.2
L	7	GREG GILBERT	46	11	14	25	22	11	0	0	3	0	57	19.3
C	14	TODDELLIX	35	9	14	23	8	22	4	0	0	2	76	11.8
		San Jose	22	7	10	17	3	18	4	0	0	1	50	14.0
		St. Louis	13	2	4	6	5	4	0	0	0	1	26	7.7
D	33	BILL HOULDER	41	5	13	18	16	20	1	0	0	0	59	8.5
R	27	*DENIS CHASSE	47	7	9	16	12	133	1	0	0	0	48	14.6
C	21	GUY CARBONNEAU	42	5	11	16	11	16	1	0	1	0	33	15.2
C	25	*PATRICE TARDIF	27	3	10	13	4	29	1	0	0	0	46	6.5
L	15	*DAVID ROBERTS	19	6	5	11	2	10	3	0	2	1	41	14.6
L	12	VITALI KARAMNOV	26	3	7	10	7	14	0	0	0	0	22	13.6
D	6	DOUG LIDSTER	37	2	7	9	9	12	1	0	0	0	37	5.4
L	23	*CRAIG JOHNSON	15	3	3	6	4	6	0	0	0	0	19	15.8
D	4	RICK ZOMBO	23	1	4	5	7	24	0	0	1	0	18	5.6
L	17	BASIL McRAE	21	0	5	5	4	72	0	0	0	0	14	0.0
D	34	MURRAY BARON	39	0	5	5	9	93	0	0	0	0	28	0.0
L	18	TONY TWIST	28	3	0	3	0	89	0	0	1	0	8	37.5
D	32	DONALD DUFRESNE	22	0	3	3	2	10	0	0	0	0	11	0.0
C	26	PETER STASTNY	6	1	1	2	1	0	0	0	0	0	9	11.1
L	36	PHILIPPEBOZON	1	0	0	0	0	0	0	0	0	0	0	0.0
L	25	VITALI PROKHOROV	2	0	0	0	1	0	0	0	0	0	0	0.0
L	9	DENNY FELSNER	3	0	0	0	1	2	0	0	0	0	2	0.0
D	44	*TERRY HOLLINGER	5	0	0	0	1	2	0	0	0	0	1	0.0
D	37	*JEFF BATTERS	10	0	0	0	5	21	0	0	0	0	3	0.0
GOALTENDER			GP	MIN	AVG	W	L	T	EN	SO	GA	SA	SPCT	
	30	JON CASEY	19	872	2.75	7	5	4	0	0	40	400	.900	
	31	CURTIS JOSEPH	36	1914	2.79	20	10	1	0	1	89	904	.902	
	29	*GEOFF SARJEANT	4	120	3.00	1	0	0	0	0	6	52	.885	
TOTALS			48	2912	2.78	28	15	5	0	1	135	1356	.900	



Jon Casey: 7-5-4 record with 2.75 average and .900 save percentage over 19 games in back-up role

1995 DRAFT CHOICES

49. Jochen Hecht
C/W, Mannheim (GER)
75. Scott Roche
G, North Bay (OHL)
101. Michal Handzus
C/W, Banska Bystrica (SLO)
127. Jeff Ambrosio
LW, Belleville (OHL)
153. Denis Hamel
LW, Chicoutimi (OMJHL)
179. Jean-Luc Grand-Pierre
D, Val d'Or (OMJHL)
205. Derek Bekar
C, Powell River (T2JRA)
209. Libor Zabransky
D, Ceske-Budejovice (CZE)



Glenn Anderson



Jeff Norton



FORECAST 1995-96

OFFENCE

Hull was 14th in League scoring and tied for sixth in goals with 29. He had two hat tricks, including his first four-goal game. His 200 shots were second to Ray Bourque's of Boston, but the League's best shooting percentage belonged to another Blue. Laperriere scored 13 times on 53 shots for 24.5%, while Anderson tied for fifth at 22.2%. Hawerchuk is healthy again after being limited to 23 games last season, enough to get him over the 1,300-point barrier. Courtnall played part of one season here five years ago. Last season he had 16 goals and 34 points in Vancouver. After Hull's 29 goals and Shanahan's 20, six other Blues had double figures. Adam Creighton, one of the League's early-season scoring leaders, finished fifth on the Blues, but he was testing free agency. ● One of Tikkanen's 35 points was the 500th of his career. Hull and Shanahan's six game winners

each tied for the most in the Western Conference.

DEFENCE

Injury limited MacInnis to 32 games, but he still had 20 assists. Steve Duchesne caught fire in his second year here, with 38 points and a team-high plus 29 that tied him for second in the League. Ex-Shark Jeff Norton and Duchesne ranked 1-2 in assists, 27-26. Keenan's system apparently bringing more life out of Norton, who has never made it through a full 80-plus game season. The Blues have one of the steadiest blueline corps in the League when you add in Bill Houlder, Rick Zombo, Donald Dufresne, Murray Baron and Doug Lidster. Pronger is entering his third NHL season and is a promising addition.

GOALTENDING

For the first time in his career. Curtis Joseph brought his regular season goals-against average

below 3.00 to augment those 137 wins he's earned the Blues since 1989-90. Joseph had a 2.79 mark and a .902 save percentage to go along with his fourth 20-win season. Those 20 wins last year put him fourth in the League in that category. He saw only 904 shots, down from a League-high 2,382 the previous season. Jon Casey had to get used to life as a back-up after starting with the Stars and Bruins, appearing with a 7-5-4 record. Waiting in the wings for a chance is Geoff Sarjeant, with one win in four appearances. He might have to wait a little longer with the arrival of Fuhr.

SPECIAL TEAMS

The Blues' blueline fire-power had surprisingly little impact on the power play, which laboured at 16.2% and sent the Blues to minus five on the special teams index. That number represented a drop from plus 16. After Hull and Shanahan combined for 15 goals, there were sporadic contributions, but the Blues allowed a League-low two shorthanded goals against, which tied with

Washington. The Blues also had a rough time killing penalties. 21st at 80.3%. But that was partially offset by Hull's six shorthanded points, tied for the League lead.

NEW FACES

Hawerchuk, Courtnall, Noonan, Pronger and Fuhr should all do well under Keenan. Roberts finished well in St. Louis, although he was shut out in the playoffs. The Blues don't have a lot of top prospects on hand because of lost first-round draft choices in previous moves, but they're high on defenceman Jamie Rivers and Alexander Vasilevskii, a right wing nugget they mined from the 11th round of the 1993 Draft.

OUTLOOK

Depending on their ability to keep some of the older players hungry another year, the Blues could succeed the Wings as the Central Division champs. Keenan knows the team well enough now to do some fine-tuning right up to the playoffs.



Al MacInnis: 28 points and plus 19 despite missing 16 games



Esa Tikkanen: 12 goals, 35 points and plus 13 in 43 games



On the surface, it may seem that the Tampa Bay Lightning trail in the race to become the first Florida team to get a playoff berth.

But there's lots of optimism in Tampa that Year Four can be a lot like Year One, when everyone in the League took the Lightning for granted and paid a heavy price, or Year Two, when they rattled off 71 points.

There are signs that Roman Hamrik, the club's first overall selection in 1992, is maturing. He scored 12 goals, three more than in his previous two seasons combined, and led the Lightning

defence with 23 points. There had been worries a knee injury he suffered at the 1994 World Championship would hinder him.

Netminder Daren Puppa has just signed a new contract after registering his career-best goals-against average of 2.68.

But unless the club can find some way to start putting the puck in the net, it could be a very long winter. Only Florida and Ottawa scored fewer goals than Tampa's 120.

The Lightning can generate some offence when the mood suits them. Centre Brian Bradley has carved a nice little niche here, leading the team in scoring for a third straight year. They have other established League snipers such as Paul Ysebaert. Petr Klima and John Tucker.

Joining their company will be winger Brian Bellows, not over the hill by any means at 31, with a string of 30-plus goal seasons stretching back 12 years prior to

last season.

In general, the Lightning are trying to introduce a group of younger players to the mix up front, plans that got a boost when they selected Daymond Langkow, a centre from the Western Hockey League, fifth overall at the 1995 Draft.

However, a quick promotion for the 1994 No. 1 pick Jason Wiemer resulted in just five points in 36 games.

The fans haven't abandoned the Lightning, packing the ThunderDome at every game for a 19.934 average, second in the League. But it's away from home where the team has to improve. Tampa Bay has won just 18 road games the last two seasons and completed the 1994-95 schedule with a record of 1-8-1 as the visiting team, last in the League.

They've also had trouble in their own neighbourhood, winning just seven games in the Atlantic Division last year.

LIGHTNING



Defenceman Roman Hamrik scored 12 goals last season, including seven on the power-play unit.



ATLANTIC
DIVISION

THREE YEAR POINT PERFORMANCE

	40	50	60	70	80	90	100	110	120
92/93		53							
93/94				71					
94/95	37	48-GAME SCHEDULE							

1994-95 RECORD VERSUS CONFERENCE


OPPOSITION	HOME			ROAD			OVERALL						
	W	L	T	W	L	T	GP	W	L	T	GF	GA	PTS
BOSTON	1	0	0	1	0	0	3	1	2	0	7	10	2
BUFFALO	0	2	0	1	1	0	4	1	3	0	10	11	2
FLORIDA	1	1	0	0	2	0	4	1	3	0	7	14	2
HARTFORD	2	0	0	1	1	0	4	3	1	0	11	6	6
MONTREAL	2	0	0	0	1	0	3	2	1	0	8	6	4
NEW JERSEY	1	1	0	1	0	1	4	2	1	1	8	7	5
NY ISLANDERS	2	0	0	2	0	0	4	4	0	0	18	6	8
NY RANGERS	0	2	0	0	1	1	4	0	3	1	10	15	1
OTTAWA	0	2	0	1	1	0	4	1	3	0	8	14	2
PHILADELPHIA	0	2	0	0	2	0	4	0	4	0	11	17	0
PITTSBURGH	0	1	0	1	1	0	3	1	2	0	10	13	2
QUEBEC	1	0	0	0	2	0	3	1	2	0	8	14	2
WASHINGTON	0	2	0	0	1	1	4	0	3	1	4	11	1



Paul Ysebaert: veteran winger with 12 goals and 28 points

1995-96 PLAYER PERSONNEL

FORWARDS	HT	WT	PLACE OF BIRTH	DATE	1994-95 CLUB
ANDERSSON, Mikael	5-11	185	Malmö, S.W.E.	5/10/66	Tampa Bay
BELLOWS, Brian	5-11	210	St. Catharines, ON	9/1/64	Montreal
BRADLEY, Brian	5-10	177	Kitchener, ON	1/21/65	Tampa Bay
CAMPEAU, Christian	5-10	180	Verdun, PQ	6/2/71	Atlanta
EGELAND, Allan	6-0	184	Lethbridge, AB	1/31/73	Atlanta
GAVEY, Aaron	6-1	170	Sudbury, ON	2/22/74	Atlanta
GRATTON, Chris	6-3	212	Brantford, ON	7/5/75	Tampa Bay
HANKINSON, Ben	6-2	215	Edina, MN	5/1/69	Tampa Bay New Jersey
KACIR, Marian	6-1	183	Hodons, CSSR	9/29/74	Chicago (IHL), Nashville
KLIMA, Petr	6-0	190	Chomutov, CSSR	12/23/64	Tampa Bay
LANGKOW, Daymond	5-10	170	Edmonton, AB	9/27/76	Tri-City
MACDONALD, Tom	6-0	190	Toronto, ON	4/14/74	Nashville
MYHRES, Brant	6-3	210	Edmonton, AB	3/18/74	Tampa Bay-Atlanta
PETERSON, Brent	6-4	200	Calgary, AB	7/20/72	Michigan Tech
RUFF, Jason	6-2	192	Kelowna, BC	1/27/70	Atlanta
SELIVANOV, Alexander	6-0	180	Moscow, USSR	3/23/71	Tampa Bay-Atlanta
SEMAK, Alexander	5-10	185	Ufa, USSR	2/11/66	Tampa Bay-New Jersey
SPRING, Corey	6-4	220	Cranbrook, BC	5/31/71	Alaska Fairbanks
TOMS, Jeff	6-3	180	Swift Current, SK	6/4/74	Atlanta
TUCKER, John	6-0	200	Windsor, ON	9/29/64	Tampa Bay
WE MER, Jason	6-1	215	Kimberley, BC	4/1/76	Tampa Bay-Portland
YSEBAERT, Paul	6-1	190	Sarnia, ON	5/15/66	Tampa Bay-Chicago
ZAMUNER, Rob	6-2	202	Oakville, ON	9/17/69	Tampa Bay
DEFENCEMEN					
BANNISTER, Drew	6-1	195	Belleville, ON	9/4/74	Atlanta
BERGEVIN, Marc	6-1	197	Montreal, PQ	8/11/65	Tampa Bay
BROWN, Ryan	6-3	215	Boyle, AB	9/19/74	Tri-City Prince George
CHARRON, Eric	6-3	192	Verdun, PQ	1/14/70	Tampa Bay
CICCONI, Enrico	6-4	215	Montreal, PQ	4/10/70	Tampa Bay
CROSS, Cory	6-5	212	Lloydminster, AB	1/3/71	Tampa Bay-Atlanta
DUBOS, Eric	6-0	195	Montreal, PQ	5/9/70	Atlanta
HAMRLIK, Roman	6-2	202	Gottwaldov, CSSR	4/12/74	Tampa Bay
LAPORTE, Alexandre	6-3	210	Cowansville, PQ	5/1/75	Drummondville
LIPUMA, Chris	6-0	183	Chicago, IL	3/23/71	Tampa Bay-Atlanta
PLAVSIC, Adrien	6-1	200	Montreal, PQ	1/13/70	Tampa Bay-Vancouver
POESCHKE, Rudy	6-2	210	Kamloops, BC	9/29/66	Tampa Bay
RABY, Mathieu	6-2	204	Hull, PQ	1/19/75	Sherbrooke-Victoriaville
GOALTENDERS					
BERGERON, J.C.	6-2	192	Hauterive, PQ	10/14/68	Tampa Bay
MOSS, Tyler	6-0	168	Ottawa, ON	6/29/75	Kingston
PUPPA, Daren	6-3	205	Kirkland Lake, ON	3/23/65	Tampa Bay
WILKINSON, Derek	6-0	170	La Salle, PQ	7/29/74	Atlanta



Alexander Selivanov: 10 goals and 16 points in rookie year

1994-95 SCORING STATISTICS

P	NO	PLAYER	GP	G	A	PTS	+/-	PIM	PP	SH	GW	GT	\$	PCT
C	19	BRIAN BRADLEY	46	13	27	40	6-	42	3	0	2	0	111	11.7
L	15	PAUL YSEBAERT	44	12	16	28	3	18	0	0	1	0	93	12.9
		Chicago	15	4	5	9	4	6	0	0	1	0	23	17.4
		Tampa Bay	29	8	11	19	1-	12	0	0	0	0	70	11.4
C	77	CHRIS GRATTON	46	7	20	27	2-	89	2	0	0	0	91	7.7
R	85	PETRI KUMA	47	13	13	26	13-	26	4	0	3	0	75	17.3
R	14	JOHN TUCKER	46	12	13	25	10-	14	2	0	1	0	81	14.8
D	44	ROMAN HAMRLIK	48	12	11	23	18-	86	7	1	2	0	134	9.0
C	27	ALEXANDER SEMAK	41	7	11	18	7-	25	0	0	1	0	71	9.9
		New Jersey	19	2	6	8	4-	13	0	0	0	0	32	6.3
		Tampa Bay	22	5	5	10	3-	12	0	0	1	0	39	12.8
R	29	ALEXANDER SELIVANOV	43	10	6	16	2-	14	4	0	3	0	94	10.6
L	7	ROB ZAMUNER	43	9	6	15	3-	24	0	3	1	0	74	12.2
C	28	MARC BUREAU	48	2	12	14	8-	30	0	1	0	1	72	2.8
L	34	MIKAEL ANDERSSON	36	4	7	11	3-	4	0	0	0	0	36	11.1
D	39	ENRICO CICCONE	41	2	4	6	3	225	0	0	0	0	43	4.7
D	25	MARC BERGEVIN	44	2	4	6	6-	51	0	1	0	0	32	6.3
D	4	CORY CROSS	43	1	5	6	6-	41	0	0	1	0	35	2.9
D	21	BOB HALKIDIS	31	1	4	5	10-	46	0	0	0	0	25	4.0
		Detroit	4	0	1	1	2	6	0	0	0	0	0	0
		Tampa Bay	27	1	3	4	12-	40	0	0	0	0	25	4.0
L	9	JASON WIEMER	36	1	4	5	2-	44	0	0	0	0	10	10.0
D	3	ERIC CHARRON	45	1	4	5	1	26	0	0	0	0	33	3.0
D	6	ADRIEN PLAVSIC	18	2	2	4	8	8	0	0	0	0	35	5.7
		Vancouver	3	0	1	1	3	4	0	0	0	0	11	0
		Tampa Bay	15	2	1	3	5	4	0	0	0	0	24	8.3
R	33	*BRANT MYHRIS	15	2	0	2	2-	81	0	0	1	0	4	50.0
D	20	RUDY POESCHEK	25	1	1	2	0	92	0	0	0	0	14	7.1
R	16	*BEN HANKINSON	26	0	2	2	5-	13	0	0	0	0	26	0
		New Jersey	8	0	0	0	6-	7	0	0	0	0	8	0
		Tampa Bay	18	0	2	2	1	6	0	0	0	0	18	0
C	49	*BRENT GRETZKY	3	0	1	1	2-	0	0	0	0	0	1	0
L	17	GERARD GALLANT	1	0	0	0	0	0	0	0	0	0	1	0
D	26	CHRIS LIPIUMA	1	0	0	0	2	0	0	0	0	0	1	0
GOALTENDER			GP	MIN	AVG	W	L	T	EN	SO	GA	SA	SPCT	
		93 DAREN PUPPA	36	2013	2.68	14	19	2	4	1	90	946	.905	
		30 J.C. BERGERON	17	883	3.33	3	9	1	1	1	49	374	.869	
TOTALS			48	2906	2.97	17	28	3	5	2	144	1325	.891	




Daren Pupa: 14 victories with .905 save percentage and personal-best 2.68 average over 36 games

1995 DRAFT CHOICES

5. Daymond Langkow
C, Tri-City (WHL)
30. Mike McBain
D, Red Deer (WHL)
56. Shane Willis
RW, Prince Albert (WHL)
108. Konstantin Golokhvastov
W, Dynamo Moscow (CIS)
134. Eduard Pershin
C/W, Dynamo Moscow (CIS)
160. Cory Murphy
D, Sault-Ste-Marie (OHL)
186. Joe Cardarelli
LW, Spokane (WHL)
212. Zac Bierk
G, Peterborough (OHL)



John Tucker



Adrien Plavsic



FORECAST 1995-96

OFFENCE

No one scored 20 goals, but the Lightning did receive contributions from several sources. Bradley, who tied Klima for the club lead in goals with 13, deserved added praise for his 27 assists. Sophomore centre Chris Gratton, the No. 1 pick in 1993, had 20 assists. Ysebaert produced 19 points in 29 games after the trade with Chicago. Tucker might have cleared 20 goals in a full season, which would have been the first time in eight NHL seasons. He and Ysebaert had 12 each. Alexander Selivanov, originally Flyers' property, got on a roll a couple of times, finishing with 10 goals, three of them game winners, and 16 points in total to lead all Lightning rookies. But Russian countryman Alexander Semak, once a 79-point man with New Jersey, was held to seven goals.

DEFENCE

Hamrik, the only defenceman on the team to play in all 48 games, has to bring down his

plus/minus which was minus 18 and only moderately better than the year before. The Lightning still specialize in bruisers back there, with the likes of Enrico Ciccone, the 1995 NHL penalty leader with 225 minutes sentenced. He's joined by Marc Bergevin and Cory Cross, first overall pick in the 1992 supplemental draft, who played in 43 games. Eric Charron, a big kid who was in the Canadiens system, stayed all season. Adrien Plavsic, a former Canuck, was plus five in 15 games after arriving in Tampa. It's not known if the Lightning will keep relying on their veteran war-horses such as Rudy Poeschek and Bob Halkidis, or give a youngster a chance on the blueline.

GOALTENDING

Puppa was in net for 36 games and helped the Lightning register a better team goals-against average (2.97) than four teams that made last year's playoffs. He also turned in a .905 save percentage. At 30 he's five years removed from his greatest season, but obviously is still capable of han-

dling the starter chores. The back-up is J.C. Bergeron, a day oner with Tampa Bay, who finished last year at 3-9-1 in his 17 games, posting his first NHL shutout.

SPECIAL TEAMS

Despite their problems elsewhere, the Lightning were solid in this area, actually improving on the special teams index to almost the break-even point. Leading the way were the penalty killers, who ranked seventh in the League last year, tied with Dallas at 84.4%. Left winger Rob Zamuner had three shorthand goals. But the power-play unit reflected the overall difficulties of the offence, down to 22nd at 14.1%. Tampa Bay suffered with the worst home power play in the League, below 12%. Hamrik had seven power-play goals, Klima and Selivanov four each.

NEW FACES

Langkow captured the Western Hockey League's scoring championship with 67 goals and 140

points and is an artist with the puck. Bellows may have lost a step with only 16 points last year, but he had 71 as recently as 1993-94. In 13 seasons with Minnesota and Montreal he has amassed 423 goals and 897 points and will reach the 1,000-game mark with 47 this year. And the Lightning have been buoyed by the success of sleeper draft pick Aaron Gavey, a centre with Atlanta of the International Hockey League. Defenceman Drew Bannister is not far off, although he didn't have a great season on the farm. Long shots at camp could be centre Allan Egeland and goaltender Derek Wilkinson.

OUTLOOK

General manager Phil Esposito and coach Terry Crisp have been side-by-side for three years and their efforts may finally pay off this season, even though the East will once more be a tough playoff draw around eighth spot. The temptation will be to rush Langkow, but they will have to proceed carefully.



Brian Bradley: 13 goals and 40 points to lead team in scoring



Chris Gratton: seven goals and 27 points in sophomore season

Instant Sports, Live Odds and Sports Stats!

Complete Sports Information from DBC



Want the best sports information you can get without paying a premium for it? Then check out DBC's Sports Information Services:

SporTrax - the ultimate sports information tool

SporTrax gives you 24-hour access to a steady stream of sports results, news, statistics, scores and more with just the touch of a few buttons. All delivered by wireless, FM signal to over 55 cities nationwide and in Canada.

SporTrax receives and stores volumes of information, but you decide what you want to see and when you want to see it. Just set up your own "hot list" and SporTrax will store information on your teams.

SporTrax will also capture and store all pro games and hundreds of college basketball and football games. You're no longer captive to the whims and schedules of the sports media...the power is truly in your hands.

Call 1-800-523-1314

Turn your PC into a sports center...

With SportSignal! Get info on pro football, basketball, baseball and hockey, college football and basketball!

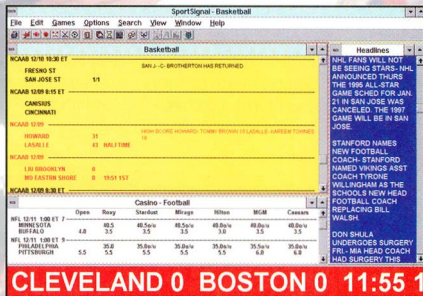
SportSignal delivers sports headlines, important pre-game information, detailed updates throughout the game, key summaries after game and instant odds from Las Vegas' Roxy.

SportSignal brings you:

- ✓ Live scores
- ✓ Detailed updates
- ✓ Injury Reports
- ✓ Sports news
- ✓ Live odds
- ✓ and more!

Call us today for a free brochure!

Call 1-800-523-1314



SportSignal is completely user-definable. Set up your screen to show your favorite teams or an entire league - you call the shots!

Online sports stats and more...

Computer Sports World is the most comprehensive on-line sports and horse racing database available. CSW offers team and player stats, AP sports stories, boxscores, game matchups, power ratings, current and historic game logs, standings, schedules, handicapping software and more.

CSW has been the nation's leading sports database since 1982, covering all major professional and college sports. This information is invaluable to sports and horse racing handicappers, fantasy and Rotisserie players, serious sports fans and sports professionals and executives.

Call 1-800-321-5562 CSW

CSW											
CSW SPORTS WORLD MENU											
COPYRIGHT CSW 1994											
SPORTS NEWS/REPORTS											
CURRENT SCORES & BOXSCORES											
HISTORICAL SCORES & GAME LOGS											
LAS VEGAS LINES/ODDS											
GAME MATCHUP COMPARISONS											
INJURY REPORTS											
WEATHER REPORTS											
PLAYER STATISTICS											
TEAM STATISTICS											
LEAGUE STANDINGS											
SEASON SCHEDULES											
MISCELLANEOUS SPORTS MENU											
BLUE SPORTS RESULTS											
CSW/SPORTS BULLETIN											
SPORTS TRANSACTIONS											
NEXT CHOICE OR BYE											

CSW also provides a Free player list, 24-hour access to a flat rate stats services and you can download at any time!



BIG ENOUGH FOR A FAMILY OF GOALIES.

You don't have to stop pucks with your head to appreciate the new Taurus wagon. That's because it has a dynamic new design and a well-crafted interior that would appeal to just about anyone.

Its unique oval-shaped control panel puts radio and climate controls at your fingertips. Taurus also has

tons of room in the back for goalie pads, hockey bags and luggage. After all, we can't forget road trips.

The new Ford Taurus also comes with an available Duratec V6 engine. And, as any goalie would appreciate, cross-beam construction. It makes the new Taurus more stable and improves safety and handling.

Add to that the choice of either wagon or sedan for the same price and you have an unstoppable combination.

So if you're looking for a wagon that holds a lot of equipment, without the look or the smell of a hockey bag, look into the all-new 1996 Ford Taurus.



The All-New Ford Taurus



Ford Motor Company of Canada, Limited

1-800-561-FORD



The Toronto Maple Leafs could easily open a business on the side that specializes in summer house cleaning.

Club president Cliff Fletcher seems to get that itch around Draft day, combining significant trades with his picks for the second straight year. He's attempting to fine-tune a team that suddenly rose to Stanley Cup contender status three years ago, but on each occasion has lacked the one or two elements required to produce a champion.

This year it was the defence and the Leafs hope they have

found the solution in the 34-year-old legs of Larry Murphy. The Second Team All-Star from the Penguins will be counted on to engineer the power play among other duties.

Fletcher then traded veteran centre Mike Ridley for abrasive Vancouver Canucks winger Sergio Momesso, a move that gives the Leafs more muscle and opens a spot for Mats Sundin to stay at centre rather than switch to right wing. The Leafs also picked up rugged defenceman Rob Zetterl from Philadelphia.

Not that there was anything drastically wrong with the roster as a whole, but as coach Pat Burns said, they just never got going last season. The work stoppage had a terrible effect on captain Doug Gilmour who fought injuries all season, including two herniated discs in his back. Among other strengths, Gilmour had racked up 63 playoff points the previous two years.

Right winger Mike Gartner was also injured, his chance to extend his NHL record to 16 seasons with at least 30 goals a long shot to start with. He finished the year with 12 goals.

Randy Wood, part of last year's reconstruction to instill some scoring, did get big goals, but other new arrivals Mike Craig, Benoit Hogue, Paul DiPietro and Tie Domi had disappointing starts in Toronto.

The best news for the Leafs was the performance of their new Swedish duo. Sundin erased many doubts of the wisdom of trading fan favourite and team captain Wendel Clark by leading the Leafs with 47 points and showing glimpses of greatness for the years to come.

Rookie defenceman Kenny Jonsson survived a rough NHL initiation, but gained confidence as the season progressed and earned a full-time job and a spot on the All-Rookie Team.



Centre Mats Sundin had a good start in Toronto, leading the club with 23 goals and 47 points.

MAPLE LEAFS



CENTRAL
DIVISION

FIVE YEAR POINT PERFORMANCE

	40	50	60	70	80	90	100	110	120
90/91			57						
91/92			67						
92/93							99		
93/94							98		
94/95		50							

48-GAME SCHEDULE

1994-95 RECORD VERSUS CONFERENCE

OPPOSITION	HOME			ROAD			OVERALL						
	W	L	T	W	L	T	W	L	T	GF	GA	PTS	PCT
ANAHEIM	2	0	0	1	1	1	4	2	1	1	10	12	5 .625
CALGARY	2	0	0	1	1	1	4	2	1	1	8	9	5 .625
CHICAGO	1	0	1	1	1	1	5	2	1	2	13	12	6 .600
DALLAS	2	0	1	1	1	0	5	3	1	1	14	13	7 .700
DETROIT	0	2	0	1	1	0	4	1	3	0	7	13	2 .250
EDMONTON	1	1	0	1	1	0	4	2	2	0	14	17	4 .500
LOS ANGELES	0	2	0	1	0	1	4	1	2	1	11	15	3 .375
SAN JOSE	1	1	0	1	1	0	4	2	2	0	14	11	4 .500
ST LOUIS	1	1	0	0	3	0	5	1	4	0	12	18	2 .200
VANCOUVER	2	0	0	1	1	1	4	2	1	1	16	11	5 .625
WINNIPEG	3	0	0	0	1	1	5	3	1	1	16	15	7 .700



Mike Ridley: traded to Vancouver after one season in Toronto

1995-96 PLAYER PERSONNEL

FORWARDS	HT	WT	PLACE OF BIRTH	DATE	1994-95 CLUB
ANDREYCHUK, Dave	6-3	220	Hamilton, ON	9/29/63	Toronto
BAUMGARTNER, Ken	6-1	205	Flin Flon, MB	3/11/66	Toronto
BELANGER, Ken	6-4	225	Sault-Ste-Marie, ON	5/14/74	Toronto-St. John's
BERG, Bill	6-1	205	St. Catharines, ON	10/21/67	Toronto
CONVEY, Brandon	6-1	182	Kingston, ON	2/4/74	St. John's
CRAIG, Mike	6-1	180	St. Marys, ON	6/6/71	Toronto
DIPIETRO, Paul	5-8	179	Sault-Ste-Marie, ON	9/8/70	Toronto-Montreal
DOM, Tie	5-10	200	Windsor, ON	1/1/69	Toronto-Winnipeg
GARTNER, Mike	6-0	187	Ottawa, ON	10/29/59	Toronto
GILMOUR, Doug	5-11	172	Kingston, ON	6/25/63	Toronto
HAGGERTY, Sean	6-1	186	Rye, NY	2/11/76	Detroit (OHL)
HENDRICKSON, Darby	6-0	185	Richfield, MA	8/28/72	Toronto-St. John's
HOGUE, Benoit	5-10	194	Repentigny, PQ	10/28/66	Toronto-NY Islanders
KUCHARKO, Tomas	6-2	200	Mlada Boleslav, CSSR	5/10/70	Pitten
MANDERVILLE, Kent	6-3	207	Edmonton, AB	4/12/71	Toronto
MOMESSO, Sergio	6-3	215	Montreal, PQ	9/4/65	Vancouver
NEDVED, Zdenek	6-0	180	Pakladno, CSSR	3/3/75	Toronto-Sudbury
PEPPERALL, Ryan	6-1	175	Niagara Falls, ON	1/26/77	Kitchener
PROCHAZKA, Martin	5-11	180	Slany, CSSR	3/3/72	HC Kladno
RYCHEL, Warren	6-0	202	Tecumseh, ON	5/12/67	Toronto-Los Angeles
SUNDIN, Mats	6-4	215	Bromma, SWE	2/13/71	Toronto
TOPOROWSKI, Shayne	6-2	215	Paddockwood, SK	8/6/75	Prince Albert
VINCENT, Paul	6-4	200	Utica, NY	1/4/75	Swift Current-Seattle
WARRINER, Todd	6-1	188	Blenheim, ON	1/3/74	Toronto-St. John's
WOOD, Randy	6-0	195	Princeton, NJ	10/12/63	Toronto
DEFENCEMEN					
BUTCHER, Garth	6-0	204	Regina, SK	1/8/63	Toronto
ELLETT, Dave	6-2	205	Cleveland, OH	3/30/64	Toronto
GILL, Todd	6-1	185	Brockville, ON	11/9/65	Toronto
GRONWALL, Jarne	6-3	195	Rauma, FIN	7/17/73	St. John's
HARLOCK, David	6-2	205	Toronto, ON	3/16/71	Toronto-St. John's
JONSSON, Ken	6-3	195	Angelholm, SWE	10/6/74	Toronto-St. John's
MACDON, Jamie	6-2	200	Newmarket, ON	8/17/61	Toronto
MARTIN, Matt	6-3	205	Hamden, CT	4/30/71	Toronto-St. John's
MURPHY, Larry	6-2	210	Scarborough, ON	3/8/61	Pittsburgh
WARE, Jeff	6-4	214	Toronto, ON	5/19/77	Oshawa
ZETTLER, Rob	6-3	200	Septhies, PQ	3/8/68	Philadelphia
GOALTENDERS					
COUSINEAU, Marcel	5-9	180	Delson, PQ	4/30/73	St. John's
JABLONSKI, Pat	6-0	178	Toledo, OH	6/20/67	Houston-Chicago (HL)
POTVIN, Felix	6-0	190	Montreal, PQ	6/23/71	Toronto
RHODES, Damian	6-0	190	St. Paul, MN	5/28/69	Toronto




Randy Wood: 13 goals, 24 points and plus seven over 48 games

1994-95 SCORING STATISTICS

P	NO	PLAYER	GP	G	A	PTS	+/-	PIM	PP	SH	GW	GT	\$	PCT
C	13	MATS SUNDIN	47	23	24	47	5-	14	9	0	4	1	173	13.3
L	14	DAVE ANDREYCHUK	48	22	16	38	7-	34	8	0	2	2	168	13.1
C	7	MIKE RIDLEY	48	10	27	37	1	14	2	2	1	1	88	11.4
C	93	DOUG GILMOUR	44	10	23	33	5-	26	3	0	1	1	73	13.7
D	23	TODD GILL	47	7	25	32	8-	64	3	1	2	0	82	8.5
L	24	RANDY WOOD	48	13	11	24	7	34	1	1	2	0	125	10.4
R	11	MIKE GARTNER	38	12	8	20	0	6	2	1	1	1	91	13.2
D	15	DMITRI MIRONOV	33	5	12	17	6	28	2	0	0	0	68	7.4
C	32	BENOIT HOGUE NY Islanders Toronto	45	9	7	16	0	34	2	0	2	1	66	13.6
			33	6	4	10	0	34	1	0	1	1	50	12.0
			12	3	3	6	0	0	1	0	1	0	16	18.8
D	4	DAVE ELLETT	33	5	10	15	6-	26	3	0	1	0	84	6.0
C	25	PAUL DIPETRO Montreal Toronto	34	5	6	11	9-	10	0	0	1	1	60	8.3
			22	4	5	9	3-	4	0	0	1	1	41	9.8
			12	1	1	2	6-	6	0	0	0	0	19	5.3
R	9	MIKE CRAIG	37	5	5	10	21-	12	1	0	1	0	61	8.2
D	34	JAMIE MACOUN	46	2	8	10	6-	75	1	0	0	0	84	2.4
R	28	TIEDOMI Winnipeg Toronto	40	4	5	9	5-	159	0	0	0	0	46	8.7
			31	4	4	8	6	128	0	0	0	0	34	11.8
			9	0	1	1	1	31	0	0	0	0	12	0
D	19	*KENNY JONSSON	39	2	7	9	8-	16	0	0	1	0	50	4.0
D	2	GARTH BUTCHER	45	1	7	8	5-	59	0	0	0	0	24	4.2
L	21	WARREN RYCHEL Los Angeles Toronto	33	1	6	7	4-	120	0	0	0	0	41	2.4
			7	0	0	0	5-	19	0	0	0	0	7	0
			26	1	6	7	1	101	0	0	0	0	34	2.9
L	10	BILL BERG	32	5	1	6	11-	26	0	0	2	0	57	8.8
D	3	GRANT JENNINGS Pittsburgh Toronto	35	0	6	6	4-	43	0	0	0	0	25	0
			25	0	4	4	2	36	0	0	0	0	16	0
			10	0	2	2	6-	7	0	0	0	0	9	0
R	25	TERRY YAKE	19	3	2	5	1	2	1	0	2	0	26	11.5
R	12	DIXON WARD	22	0	3	3	4-	31	0	0	0	0	15	0
R	20	RICH SUTTER Chicago Tampa Bay Toronto	37	0	3	3	6-	38	0	0	0	0	39	0
			15	0	0	0	1	28	0	0	0	0	17	0
			4	0	0	0	0	0	0	0	0	0	3	0
			18	0	3	3	7-	10	0	0	0	0	19	0
C	16	*DARBY HENDRICKSON	8	0	1	1	0	4	0	0	0	0	4	0
L	18	KENT MANDERVILLE	36	0	1	1	2-	22	0	0	0	0	43	0
D	28	*DAVID HARLOCK	1	0	0	0	1-	0	0	0	0	0	0	0
R	45	*ZDENEK NEDVED	1	0	0	0	0	2	0	0	0	0	0	0
L	22	KEN BAUMGARTNER	2	0	0	0	0	5	0	0	0	0	1	0
L	43	*KEN BELANGER	3	0	0	0	0	9	0	0	0	0	1	0
L	8	*TODD WARRINER	5	0	0	0	3-	0	0	0	0	0	1	0
D	33	*MATT MARTIN	15	0	0	0	2	13	0	0	0	0	14	0
GOALTENDER			GP	MIN		AVG	W	L	T	EN	SO	GA	SA	SPCT
1		*DAMIAN RHODES	13		760	2.68	6	6	1	2	0	34	404	.916
29		FELIX POTVIN	36		2144	2.91	15	13	7	6	0	104	1120	.907
TOTALS			48		2920	3.00	21	19	8	8	0	146	1532	.905

1995 DRAFT CHOICES

- 15 Jeff Ware
D, Oshawa (OHL)
- 54 Ryan Peperelli
RW, Kitchener (OHL)
- 139 Doug Bonner
G, Seattle (WHL)
- 145 Yannick Tremblay
D, Beauport (QMJHL)
- 171 Marek Melenovsky
C, Dukla Jihlava Jr (CZE)
- 197 Mark Murphy
LW, Stratford (JRB)
- 223 Daniil Markov
D, Spartak Moscow (CIS)



Benoit Hogue



Damian Rhodes: 6-6-1 record and .916 save percentage in 13 games



Felix Potvin: 15-13-7 record and .907 save percentage in 36 games



FORECAST 1995-96

OFFENCE

Sundin was everything the Leafs thought he'd be, making big contributions here after a sub-par year before he left Quebec. He led the club in five offensive categories, including 23 goals. Gilmour has 320 regular-season points in 250 Toronto games and plans on a full recovery. Dave Andreychuk, the leading active goal scorer among NHL left wingers, had a team-high 21 points on the road. Wood and Andreychuk played all 48 games for the injury-plagued Leafs. Wood's plus nine at home leading the club. The Leafs want Hogue at centre, where they hope he can get on a scoring roll as he often does, and hope Craig tries to drive the net more. The Leafs' defensive style means lots of opportunities for two-way forwards to score and in that respect they must get more from DiPietro, Domi, Bill Berg and especially the rugged Kent Manderville. And with lots of enforcers up front, Burns must

decide on either Warren Rychel or Ken Baumgartner.

DEFENCE

It was the Maple Leafs' poorest season in their own zone since the defensive-conscious Burns became coach. Murphy's 13 goals were second only to Paul Coffey's 14 in the League and he was Pittsburgh's top defenceman in the post-season with his 15 points to give him 116 in the playoffs. Todd Gill, the longest-serving Leaf, nearly became their first defenceman to lead the club in assists since Borje Salming, his 25 putting him second on the team behind Ridley. Dave Ellett and the departed Dmitri Mironov were both limited by injuries and a weakened Ellett was virtually shut out in the playoffs. Jamie Macoun is still effective with the right partner. Jonsson showed a lot of hustle for a youngster and some offensive dash. If veteran Garth Butcher doesn't stay in Toronto this season, Zettler will try to fill his stay-at-home role.

GOALTEENDING

Having played so well in his first two full seasons in the League, Felix (the Cat) Potvin was under scrutiny despite some decent numbers. His 2.91 goals-against average was a career high, but he pulled a few wins out of the fire when the team broke down, and he helped to extend the Chicago series to seven games. Only 24, he has plenty of time remaining to chase awards. His off year was balanced by another remarkable understudy performance by Damian Rhodes. His .916 save percentage in 13 games was fourth in the League and he allowed more than three goals in just one of 12 starts.

SPECIAL TEAMS

While the power play sagged at times, strong penalty killing kept the Leafs seventh on the special teams index. They held enemy power plays to 15%, with Wood and the departed Ridley in on almost all of Toronto's five shorthand goals. Murphy had three shorthand points with


Pittsburgh. The promised mighty Leafs power play never materialized last season, but Murphy should help the unit. Sundin and Andreychuk had 17 power-play goals between them and 11 other Leafs had at least one.

NEW FACES


Besides Murphy, Momesso and Zettler, the Leafs have an eye on Brandon Convery, who had a strong finish on the farm in St. John's. He will look for a spot at centre, while two fleet forwards, centre Darby Hendrickson and right winger Zdenek Nedved, will be challenged at camp by Todd Warriner. Big Matt Martin will try to crack the defence again this season.

OUTLOOK

As was the case last year, the Leafs aren't guaranteeing any long winning streaks before Christmas, when they hope to have their personnel questions settled. But the Leafs are also an older team and time may be running short to win while the stars are still in their prime.



Doug Gilmour: dependable veteran with 10 goals and 33 points



Todd Gill: solid on blueline with seven goals and 32 points



CANADA'S *other* FAVOURITE WINTERBLADES.

Throughout the winter, Canadians enjoy snow and ice as a source of recreation. But, when it comes to driving, we'd rather do without it.

That's when you need Canada's *other* favourite WINTERBLADE™!

A WINTERBLADE is completely different from other wiper blades. Totally encased in a rubber boot that flexes with each sweep, a WINTERBLADE sheds

freezing rain and snow to prevent ice build-up and provide greater visibility for safer driving.

So, when you're heading for the ice, be prepared with the right blades.

Tridon WINTERBLADES are available at leading automotive retailers across Canada.



TRIDON 
Canada's Best Selling Wiper Blades

Fan Club



THE WORLD'S
FAVOURITE CLUB.
GREAT ON ICE.



Looking for a nickname for the Vancouver Canucks this season? Try 'The Russian Express'.

With two of that country's greatest players on one line, slow motion cameras might be the only way to track Pavel Bure and Alexander Mogilny on the ice this season.

They were united on Draft day when the Sabres traded the explosive, but very expensive, Mogilny after six years and 444 regular-season points. In the late 1980s, Bure and Mogilny were together on the last of the great Soviet junior squads, before Mogilny's well-publicized jump to North America.

Each winger led his team in scoring last year in the regular season and in the playoffs and they combined for 346 regular-season shots on goal. Bure won the 1992 Calder Trophy and was a First Team All-Star in 1994. Mogilny made the Second Team the year before when his 76 goals tied for the League lead. It may add up to a Stanley Cup for the Canucks, who were just a win away two years ago.

And the Canucks have made other significant changes after their 500 finish in the shortened 1994-95 campaign.

After a buzz of speculation that the Canucks would deal captain Trevor Linden to Detroit for Sergei Fedorov and thus complete the great Russian trio, Vancouver countered with a different plan. They acquired centre Mike Ridley from the Maple Leafs and though it's believed Linden will get first crack at the No. 1 job, he prefers playing

on right wing. The 32-year-old Ridley, who still has good wheels and is capable of big numbers, could find himself in a dream situation in October.

Interestingly, a club that was feared for its size and spunk has now cut down in favour of more speed and offence. Shawn Antoski went to Philadelphia last year. Sergio Momesso was traded to Toronto and Mike Peca to Buffalo on Draft day. Free agent Geoff Courtnall elected to play in St. Louis this season.

But Vancouver has plenty of size remaining in Linden, Gino Odjick, Dana Murzyn and Tim Hunter, if the latter veteran decides to stay.

A four-game second-round loss to Chicago after Vancouver had gutted out their opening round upset win over the Blues perhaps helped convince club president Pat Quinn and coach Rick Ley to try to deal their way to the Cup by a different route.

CANUCKS



Pavel Bure (20 goals, 43 points) led all Vancouver scorers for the third consecutive season.



PACIFIC
DIVISION

FIVE YEAR POINT PERFORMANCE

	40	50	60	70	80	90	100	110	120
90/91				65					
91/92							96		
92/93								101	
93/94						85			
94/95		48	48-GAME SCHEDULE						

1994-95 RECORD VERSUS CONFERENCE


OPPOSITION	HOME			ROAD			OVERALL						
	W	L	T	W	L	T	GP	W	L	T	GF	GA	PTS
ANAHEIM	3	0	0	1	0	1	5	4	0	1	21	7	9
CALGARY	1	0	1	1	1	1	5	2	1	2	14	12	6
CHICAGO	0	2	0	0	2	0	4	0	4	0	10	25	0
DALLAS	0	0	2	0	0	2	4	0	0	4	8	4	5
DETROIT	0	2	0	0	2	0	4	0	4	0	7	16	0
EDMONTON	1	1	1	2	0	0	5	3	1	1	24	14	7
LOS ANGELES	2	0	0	2	0	0	4	4	0	0	24	10	8
SAN JOSE	0	1	1	1	1	1	5	1	2	2	13	12	4
ST. LOUIS	1	1	0	1	1	0	4	2	2	0	8	13	4
TORONTO	1	0	1	0	2	0	4	1	2	1	11	16	3
WINNIPEG	1	1	0	0	1	1	4	1	2	1	13	15	3



Trevor Linden: second in team scoring with 18 goals, 40 points

1995-96 PLAYER PERSONNEL

FORWARDS	HT	WT	PLACE OF BIRTH	DATE	1994-95 CLUB
BERANEK, Josef	6-2	189	Litvinov, CSSR	10/25/69	Vancouver-Philadelphia
BOHONOS, Lonny	5-11	190	Winnipeg, MB	5/20/73	Syracuse
BURE, Pavel	5-10	187	Moscow, USSR	3/31/71	Vancouver
COURTMALL, Russ	5-11	190	Duncan, BC	6/2/65	Vancouver-Dallas
GELINAS, Martin	5-11	195	Shawinigan, PQ	6/5/70	Vancouver
GIRARD, Rick	5-11	180	Edmonton, AB	5/1/74	Syracuse
HUNTER, Tim	6-2	202	Calgary, AB	9/10/60	Vancouver
JACKSON, Dane	6-1	200	Winnipeg, MB	5/17/70	Vancouver-Syracuse
KUZNETSOV, Yuri	5-11	188	Omsk, USSR	8/10/72	Syracuse
LINDEN, Trevor	6-4	210	Medicine Hat, AB	4/11/70	Vancouver
LONEY, Brian	6-2	200	Winnipeg, MB	8/9/72	Syracuse
McINTYRE, John	6-1	180	Ravenswood, ON	4/29/69	Vancouver
MOGILNYE, Alexander	5-11	187	Khabarovsk, USSR	2/18/69	Buffalo
NASH, Tyson	6-0	180	Edmonton, AB	3/11/75	Kamloops
ODJICK, Gino	6-3	210	Mahwah, NJ	9/7/70	Vancouver
OKSIUTA, Roman	6-3	220	Murmansk, USSR	8/21/70	Vancouver-Edmonton
POLASEK, Libor	6-2	200	Vitkovice, CSSR	1/11/75	Syracuse
RIDLEY, Mike	6-0	195	Winnipeg, MB	7/8/63	Toronto
RONNING, Cliff	5-8	180	Burnaby, BC	10/1/65	Vancouver
SAVENKO, Bogdan	6-1	192	Kiev, USSR	11/20/74	Indianapolis
STEVENS, Rod	5-10	171	Fort Saint John, BC	4/5/74	Syracuse
STOJANOV, Alek	6-4	230	Windsor, ON	4/25/73	Vancouver-Syracuse
DEFENCEMEN					
AUCOIN, Adrian	6-1	194	London, ON	7/3/73	Vancouver-Syracuse
BABYCH, Dave	6-2	215	Edmonton, AB	5/23/61	Vancouver
BROWN, Jeff	6-1	204	Ottawa, ON	4/30/66	Vancouver
CULLMORE, Jassen	6-5	225	Simcoe, ON	12/4/72	Vancouver-Syracuse
HEDICAN, Bret	6-2	195	St. Paul, MN	8/10/70	Vancouver
LUMME, Jyrki	6-1	207	Tampere, FIN	7/16/66	Vancouver
MURZYIN, Dana	6-2	210	Calgary, AB	12/9/66	Vancouver
NAMESTNIKOV, Y.	5-11	190	Novgorod, USSR	10/9/71	Vancouver-Syracuse
OKTYABREV, Artur	6-2	195	Ikutsk, USSR	11/26/73	Syracuse
ROBERTSSON, Bert	6-2	198	Soderstalle, SWE	6/30/74	Soderstalle
RIHLIN, Leif	5-11	220	Vasteras, SWE	2/26/68	Vasteras
TULLY, Brent	6-3	195	Peterborough, ON	3/26/74	Syracuse
WALKER, Scott	5-9	180	Montreal, PQ	7/19/73	Vancouver-Syracuse
WOTTON, Mark	6-0	190	Foxwarren, MN	11/16/73	Vancouver-Syracuse
GOALTENDERS					
HIRSCH, Corey	5-10	160	Medicine Hat, AB	7/1/72	Binghamton
McLEAN, Kirk	6-0	185	Willowdale, ON	6/26/66	Vancouver
MIGNACCA, Sonny	5-8	177	Winnipeg, MB	1/4/74	Syracuse
WHITMORE, Kay	5-11	180	Sudbury, ON	4/10/67	Vancouver




Martin Gelinas: 13 goals, 23 points and plus eight over 46 games

1994-95 SCORING STATISTICS

P	NO	PLAYER	GP	G	A	PTS	+/-	PIM	PP	SH	GW	GT	S	PCT
L	10	PAVEL BURE	44	20	23	43	9-	47	6	2	2	0	198	10.1
C	16	TREVOR LINDEN	48	18	22	40	5-	40	9	0	1	3	129	14.0
R	9	RUSS COURTNAI	45	11	24	35	2	17	2	2	2	0	132	8.3
		Dallas	32	7	10	17	8-	13	2	0	1	0	90	7.8
		Vancouver	13	4	14	18	10	4	0	2	1	0	42	9.5
L	14	GEOFF COURTNAI	45	16	18	34	2	81	7	0	1	0	144	11.1
C	42	JOSEF BERANEK	51	13	18	31	7-	30	3	0	0	1	134	9.7
		Philadelphia	14	5	5	10	3	2	1	0	0	0	39	12.8
		Vancouver	37	8	13	21	10-	28	2	0	0	1	95	8.4
D	22	JEFF BROWN	33	8	23	31	2-	16	3	0	0	0	111	7.2
L	27	SERGIO MOMESSO	48	10	15	25	2-	65	6	0	1	0	82	12.2
C	7	CLIFF RONNING	41	6	19	25	4	27	3	0	2	0	93	6.5
L	23	MARTIN GELINAS	46	13	10	23	8	36	1	0	4	0	75	17.3
R	28	*ROMAN OKSIUTA	38	16	4	20	12-	10	6	0	1	0	67	23.9
		Edmonton	26	11	2	13	14-	8	5	0	0	0	52	21.2
		Vancouver	12	5	2	7	2	2	1	0	1	0	15	33.3
C	20	CHRISTIAN RUUTTU	45	7	11	18	14	29	0	0	2	0	44	15.9
		Chicago	20	2	5	7	3	6	0	0	1	0	25	8.0
		Vancouver	25	5	6	11	11	23	0	0	1	0	19	26.3
D	21	JYRKI LUMME	36	5	12	17	4	26	3	0	1	0	78	6.4
D	44	DAVE BABYCH	40	3	11	14	13-	18	1	0	0	0	58	5.2
D	3	BRET HEDICAN	45	2	11	13	3-	34	0	0	0	0	56	3.6
C	33	*MIKE PECA	33	6	6	12	6-	30	2	0	1	1	46	13.0
L	29	GINO ODJICK	23	4	5	9	3-	109	0	0	0	0	35	11.4
D	5	DANA MURZYN	40	0	8	8	14	129	0	0	0	0	29	.0
R	19	TIM HUNTER	34	3	2	5	1	120	0	0	0	0	17	17.6
C	15	JOHN MCINTYRE	28	0	4	4	3-	37	0	0	0	0	6	.0
D	34	*JASSEN CULLMORE	41	1	2	3	2-	39	0	0	0	0	30	3.3
D	2	*YEVGENY NAMESTNIKOV	16	0	3	3	2	4	0	0	0	0	18	.0
R	9	GARY LEE MAN	10	2	0	2	3-	0	0	0	1	0	14	14.3
D	6	*ADRIAN ALCOIN	1	1	0	1	1	0	0	0	0	0	2	50.0
R	20	JOSE CHARBONNEAU	3	1	0	1	0	0	0	0	0	0	2	50.0
R	36	*DANE JACKSON	3	1	0	1	0	4	0	0	0	0	6	16.7
D	24	*SCOTT WALKER	11	0	1	1	0	33	0	0	0	0	8	.0
D	4	*MARK WOTTON	1	0	0	0	1	0	0	0	0	0	2	.0
R	25	*ALEK STOJANOV	4	0	0	0	2-	13	0	0	0	0	1	.0
GOALTENDER			GP	MIN	AVG	W	L	T	EN	SO	GA	SA	SPCT	
	1	KIRK MCLEAN	40	2374	2.75	18	12	10	1	1	109	1140	.904	
	35	KAY WHITMORE	11	558	3.98	0	6	2	1	0	37	279	.867	
TOTALS			48	2942	3.02	18	18	12	2	1	148	1421	.896	

1995 DRAFT CHOICES


40. Chris McAllister
D, Saskatoon (WHL)
61. Larry Courville
LW, Oshawa (OHL)
66. Peter Schaefer
LW, Brandon (WHL)
92. Lloyd Shaw
D, Seattle (WHL)
120. Todd Norman
LW, Guelph (OHL)
144. Brent Sopel
D, Swift Current (WHL)
170. Stewart Bodtke
C, Colorado College (USC)
196. Tyler Willis
RW, Swift Current (WHL)
222. Jason Cugnet
G, Kelowna (T2JRA)



Josef Beranek



Kirk McLean: 18-12-10 record and .904 save percentage in 40 games



Dana Murzyn: plus-14 rating in 40 games to lead blueline staff



FORECAST 1995-96

OFFENCE

Vancouver had the second-best attack in the Pacific Division. With a League-high 12 ties but no overtime wins last year, the Canucks could easily improve their record with the two Russian gamebreakers on the same line. But Bure, despite leading them in scoring for a third straight year with his 43 points, wasn't the hottest Canuck at the end of the regular season, that honour going to Russ Courtnall. He had the League's longest assist streak going, nine in seven games. And another Russian, Roman Oksita, whose 16 goals overall were just two shy of the rookie lead, was third in the league with a 23.9% shooting percentage. Martin Gelas had a club-high four game-winning goals. If Ridley or Linden don't centre the big line, there's Josef Beranek (fifth in team scoring with 31 points) or swift Cliff Ronning (25 points).

DEFENCE

Quarterback Jeff Brown was held to 33 games last year and five in the playoffs, but still totalled 35 points. No member of the Canucks' blueline corps appeared in all 48 games. Jyrki Lumme caught a bit of fire in the playoffs with eight points after getting 17 all season, while Murzyn's plus 14 in the regular schedule was highest on the club. Bret Hedican has some dash and has improved steadily entering his third full NHL season. The Canucks were pleased that Jassen Cullimore progressed so far last season. The second-round, stay-at-home pick from 1991 played in 34 games.

GOALTENDING

Kirk McLean usually comes to the forefront in the playoffs, which might help explain why Vancouver's team goals-against average has been lagging at 17th

in the League for two straight years, yet McLean cleaned that up to a degree, going down to 2.75 from 2.99 the previous season. The real battle should be for the back-up position. Kay Whitmore will be challenged at camp by Corey Hirsch and Mike Fountain. Whitmore was winless in 11 appearances. Hirsch spent last season in Binghamton, Fountain in Syracuse.

SPECIAL TEAMS

The Canucks were 10th on the special teams index and would have fared much better had their power play not been so sloppy. By giving up 10 shorthanded goals, second in the League to the Islanders, they came in at plus five. The departed players represent a loss of 15 goals from the 47 the power play did manage. Linden had nine. Bure and Oksita six each, although five of Oksita's were in Edmonton. Mogilny brings 12 with him from Buffalo. Bure was the Canucks' penalty-killing specialist, tied for the League lead with six short-

hand points. Bure and Russ Courtnall split the club's four shorthanded goals. Ridley had four shorthanded points in Toronto and will be a nice addition.

NEW FACES

Mogilny and Ridley speak for themselves. Add yet another Russian to the mix, defenceman Yevgeny Namestnikov, who played 16 games last season and was well received. Defenceman Mattias Ohlund could also be on the way, a 6-foot-3 prospect from last year's first round who played in the Swedish Elite League. Syracuse forward Lonny Bohonos will get a long look at camp this year.

OUTLOOK

Quinn and Ley know this team and the overall depth chart well enough to risk the changes they've made. In a conference where five points separated six playoff and non-playoff teams, the Canucks don't want to risk hanging at 500 again.



Geoff Courtnall: leaving for St. Louis after 34-point season



Russ Courtnall: 18 points, plus 10 after arriving in Vancouver



These are times of political change in Washington and the Capitals are changing as well.

Gone are the old stars and stripes sweaters that served 1,766 games in their 21 years, replaced by a blue and bronze scheme highlighted by a swooping bald eagle. And after building solid teams without a marquee player, the Capitals are now developing a few to feature the sharp new jerseys.

Start with Jim Carey, the first Capital named to the League's All-Rookie Team since Scott Stevens 12 years ago. The 'Net Detective' was a major force in turning the club around after a terrible start, earning nomina-

tions for the Vezina and Calder Trophies in the process.

No Capital had ever led the League in goal scoring, but when the dust settled, no one had matched Peter Bondra's 34 in 47 games. That was three shy of his personal best for a full season, which bodes well for 1995-96.

Not to be forgotten is Joe Juneau, whose 38 assists tied him for seventh in the League. The team also came to terms with 1993's No. 1 pick, defenseman Brendan Witt, just before he was eligible to re-enter the 1995 Entry Draft.

But Washington's next step will be to get some of these stars to demonstrate their talents a little longer in the spring. Though they've made 13 consecutive trips to the playoffs, they've won just one series in the last four years. In losing in seven games to Pittsburgh last spring, they scored just once in


the final two games.

Carey's and Bondra's contributions aside, the Capitals still need more depth in most areas. Almost every other playoff team scored more than Washington's 136 goals and not one Capital other than Bondra had 20. The trade of left winger Dimitri Khristich to the Kings leaves an even bigger hole up front, though the Capitals were one of the teams rumored to be pursuing Winnipeg star Teemu Selanne during the summer.

Washington is trying to make use of the first-round picks sent its way when St. Louis lured Stevens away, and they took a pair of promising forwards in the 1995 Draft: Brad Church from the WHL and Miikka Elomo from Finland.

The Capitals were rude hosts at the end of last season, winning five straight at USAir Arena to finish the year with a 15-6-3 record at home.

CAPITALS



Michal Pivonka's 10 goals last season included four on the power-play unit and two shorthanded.




FIVE YEAR POINT PERFORMANCE

	40	50	60	70	80	90	100	110	120
90/91					81				
91/92							98		
92/93						93			
93/94					88				
94/95	52								

48-GAME SCHEDULE

1994-95 RECORD VERSUS CONFERENCE


OPPOSITION	HOME		ROAD		OVERALL						
	W	L	T	GP	W	L	T	GF	GA	PTS	PCT
BOSTON	1	0	0	1	0	1	0	3	2	0	.333
BUFFALO	1	1	0	0	1	0	3	1	2	0	.333
FLORIDA	2	0	0	0	1	1	4	2	1	9	.625
HARTFORD	1	1	0	1	0	1	4	2	1	15	.625
MONTREAL	1	0	0	0	2	0	3	1	2	0	.333
NEW JERSEY	0	2	0	0	1	1	4	0	3	1	.125
NY ISLANDERS	2	0	0	2	0	0	4	0	0	20	1.000
NY RANGERS	2	0	0	0	2	0	4	2	0	16	.500
OTTAWA	1	0	1	0	1	0	3	1	0	2	.666
PHILADELPHIA	0	1	1	0	2	0	4	0	3	1	.125
PITTSBURGH	1	1	0	1	1	0	4	2	2	0	.500
QUEBEC	2	0	0	0	2	0	4	2	2	0	.500
TAMPA BAY	1	0	1	2	0	0	4	3	0	1	.75



Steve Kozlowski: 31 points in 46 games to lead blueline staff

1995-96 PLAYER PERSONNEL


FORWARDS	HT	WT	PLACE OF BIRTH	DATE	1994-95 CLUB
ALLISON, Jason	6-3	200	North York, ON	5/29/75	Washington-Portland
BERUBE, Craig	6-1	205	Calahoo, AB	12/17/65	Washington
BONDRA, Peter	6-0	200	Luck, USSR	2/7/68	Washington
BRUNETTE, Andrew	6-0	212	Sudbury, ON	8/24/73	Portland
CHRISTIE, Jason	5-9	175	Edmonton, AB	4/25/69	Portland
CHURCH, Brad	6-1	210	Dauphin, MB	11/14/76	PrinceAlbert
EAGLES, Mike	5-10	190	Sussex, NB	3/17/63	Washington-Winnipeg
GENDRON, Martin	5-8	190	Valleyfield, PQ	2/15/74	Washington-Portland
HUNTER, Dale	5-10	198	Pelrola, ON	7/31/60	Washington
JONES, Keith	6-2	200	Bramford, ON	11/8/68	Washington
JUNEAU, Joe	6-0	195	Port-Rouge, PQ	1/5/68	Washington
KAMINSKI, Kevin	5-10	190	Churchbridge, SK	3/13/69	Washington-Portland
KONOWALCHUK, Steve	6-1	195	Saillake City, UT	11/11/72	Washington
MILLER, Kelly	5-11	195	Lansing, MI	3/3/63	Washington
NELSON, Jeff	6-0	190	Prince Albert, SK	12/18/72	Washington-Portland
PEAKE, Pat	6-0	195	Rochester, MI	5/28/73	Washington-Portland
PEARSON, Rob	6-3	200	Oshawa, ON	3/8/71	Washington
PIVONKA, Michal	6-2	198	Kladno, CSSR	1/28/66	Washington
POIRIER, Joel	6-1	195	Richmond Hill, ON	1/15/75	Windsor
USTORF, Stefan	6-0	185	Kaulbeuren, GER	1/2/74	Portland
DEFENCEMEN					
ALEXEEV, Alexander	6-0	216	Kiev, USSR	3/21/74	Portland-Tacoma
BAUMGARTNER, Nolan	6-1	200	Calgary, AB	3/23/76	Kamloops
BOILEAU, Patrick	6-0	190	Montreal, PQ	2/22/75	Laval
COTE, Sylvain	6-0	190	Quebec City, PQ	1/19/66	Washington
GONCHAR, Sergei	6-2	212	Cheylabinsk, USSR	4/13/74	Washington-Portland
JEAN, Yanick	6-1	198	Alma, PQ	11/26/75	Chicoutimi
JOHANSSON, Calle	5-11	205	Goleborg, SWE	2/14/67	Washington
JOHNSON, Jim	6-1	190	New Hope, MN	8/9/62	Washington
KLEE, Ken	6-1	205	Indianapolis, IN	4/24/71	Washington-Portland
MATHIESON, Jim	6-1	210	Kinderley, SK	1/24/70	Portland
POAPST, Steve	6-0	200	Corwall, ON	1/3/69	Portland
REEKIE, Joe	6-3	220	Victoria, BC	2/22/65	Washington
TERTYSHNY, Sergei	6-0	187	Cheylabinsk, USSR	6/3/70	Portland
TINOPOL, Mark	6-4	213	Red Deer, AB	5/9/66	Washington
ULANOV, Igor	6-1	205	Krasnokamsk, USSR	10/1/69	Washington-Winnipeg
WITT, Brendan	6-1	205	Humboldt, SK	2/20/75	Did Not Play
GOALTENDERS					
CAREY, Jim	6-2	205	Dorchester, MA	5/31/74	Washington-Portland
KOLZIG, Olaf	6-3	207	Johannesburg, S. AF	4/9/70	Washington-Portland
SELIGER, Mark	5-11	165	Rosenheim, GER	5/1/74	Rosenheim
TORCHIA, Mike	5-11	215	Toronto, ON	2/23/72	Dallas-Kalamazoo



Steve Kozlowski: 11 goals, including three as penalty killer

1994-95 SCORING STATISTICS

P	NO	PLAYER	GP	G	A	PTS	+/-	PIM	PP	SH	GW	GT	S	PCT
R	12	PETER BONDRA	47	34	9	43	9	24	12	6	3	1	177	19.2
C	90	JOE JUNEAU	44	5	38	43	1-	8	3	0	0	1	70	7.1
C	20	MICHAŁ PIVOŃKA	46	10	23	33	3	50	4	2	2	0	80	12.5
D	6	CALLE JOHANSSON	46	5	26	31	6-	35	4	0	2	0	112	4.5
L	8	OMITRI KHIRSTICH	48	12	14	26	0	41	8	0	2	2	92	13.0
C	22	STEVE KONOWALCHUK	46	11	14	25	7	44	3	3	3	0	88	12.5
L	10	KELLY MILLER	48	10	13	23	5	6	2	0	1	0	70	14.3
C	32	DALE HUNTER	45	8	15	23	4-	101	3	0	1	0	73	11.0
R	26	KEITH JONES	40	14	6	20	2-	65	1	0	4	0	85	16.5
D	3	SYLVAIN COTE	47	5	14	19	2	53	1	0	2	0	124	4.0
D	4	JIM JOHNSON	47	0	13	13	6	43	0	0	0	0	46	0
D	24	MARK TINORDI	42	3	9	12	5-	71	2	0	1	0	71	4.2
C	9	DAVE POULIN	29	4	5	9	2	10	0	2	0	1	30	13.3
C	36	MIKE EAGLES	40	3	4	7	11-	48	0	0	0	0	28	10.7
		Winnipeg	27	2	1	3	13-	40	0	0	0	0	13	15.4
		Washington	13	1	3	4	2	8	0	0	0	0	15	6.7
D	17	*SERGEI GONCHAR	31	2	5	7	4	22	0	0	0	0	38	5.3
D	29	JOE REEKIE	48	1	6	7	10	97	0	0	0	0	52	1.9
L	27	CRAIG BERUBE	43	2	4	6	5-	173	0	0	0	0	22	9.1
R	25	ROB PEARSON	32	0	6	6	6-	96	0	0	0	0	34	0
D	44	IGOR ULANOV	22	1	4	5	1	29	0	0	0	0	13	7.7
		Winnipeg	19	1	3	4	2-	27	0	0	0	0	13	7.7
		Washington	3	0	1	1	3	2	0	0	0	0	0	0
D	2	*KEN KLEE	23	3	1	4	2	41	0	0	0	0	18	16.7
C	14	PAT PEAKE	18	0	4	4	6-	12	0	0	0	0	30	0
R	34	*MARTIN GENDRON	8	2	1	3	3	2	0	0	0	0	11	18.2
C	41	*JASON ALLISON	12	2	1	3	3-	6	2	0	0	0	9	22.2
D	28	JOHN SLANEY	16	0	3	3	3-	6	0	0	0	0	21	0
C	23	*KEVIN KAMINSKI	27	1	1	2	6-	102	0	0	1	0	12	8.3
C	15	*JEFF NELSON	10	1	0	1	2-	2	0	0	0	0	4	25.0
GOALTENDER			GP	MIN	AVG	W	L	T	EN	SO	GA	SA	SPCT	
	30	*JIM CAREY	28	1604	2.13	18	6	3	2	4	57	654	.913	
	31	RICK TABARACCI	8	394	2.44	1	3	2	0	0	16	147	.891	
	37	*OLAF KOLZIG	14	724	2.49	2	8	2	4	0	30	305	.902	
	35	*BYRON DAFOE	4	187	3.53	1	1	1	0	0	11	80	.863	
TOTALS			48	2922	2.46	22	18	8	6	4	120	1192	.899	




Joe Juneau: 38 assists, including 22 on power play and 43 points to share lead in team scoring

1995 DRAFT CHOICES

17. Brad Church
LW, Prince Albert (WHL)
23. Miikka Elomo
C/W, Kiekko-67 (FIN)
43. Dwayne Hay
LW, Guelph (OHL)
93. Sebastian Charpentier
G, Laval (QMJHL)
95. Joel Theriault
D, Beauport (QMJHL)
105. Benoit Gratton
C, Laval (QMJHL)
124. Joel Cort
D, Guelph (OHL)
147. Frederic Jobin
D, Laval (QMJHL)
199. Vasil Turkovsky
D, CSKA Moscow (CIS)
225. Scott Swanson
D, Omaha (USJRA)



Keith Jones



Joe Reekie



FORECAST 1995-96

OFFENCE

Bondra's output included one hat trick and 10 goals in seven games in March, a scoring streak equalled only by Ray Sheppard of Detroit. Juneau's seven-game assist streak with 14 helpers in all is also worth noting. Right winger Keith Jones has pumped out about 15 goals in each of the last three seasons, but he had just six assists, while Bondra had nine. Steve Konowalchuk's 25 points were just one shy of his previous year's total in 62 games. The real concern was Rob Pearson's drought. The right winger had cost the Capitals Mike Ridley in a pre-season trade, but the one-time Leaf sniper was blanked in 32 games. Kelly Miller had only 23 points in the shortened season. Former first rounder Pat Peake was blanked in 18 games. But there was a bit of history during the season as Dale Humer earned his 600th NHL point. The team will miss Dave Poulin who retired at the end of the season.

DEFENCE

Thanks to Carey and Co., the Capitals allowed the fourth fewest goals in the League, 120. Joe Reekie had the club's best plus minus rank at plus 10. It was expected to be a rougher transition when the Capitals gave up Kevin Hatcher in a pre-season swap with Dallas, but Mark Tinordi showed the leadership the club was seeking. He and another former Star, Jim Johnson, were vigilant for crease traffic. Calle Johansson had 26 assists and 31 points to lead the defence in scoring. Sylvain Cote begins his fifth year here. Joe Reekie played 48 games, but he, Sergei Gonchar, Igor Ulanov and Ken Klee, although steady, are not noted for their offensive totals.

GOALTEENDING

Carey was a godsend to the Capitals who couldn't find anyone to handle Don Beaupre's workload properly after trading

him to Ottawa. After Carey was called up March 1, the Capitals went 11-2-2 for the month. As a result, Carey became the first player to win both player and rookie of the month in the same month. He won 18 games in all, with a 2.13 goals-against average, .913 save percentage and four shutouts. Rick Tabaracci eventually ended up in Calgary, leaving Carey's fellow rookies Olaf Kolzig and Byron Dafeo as back-ups. Kolzig won only two of 14 starts, but had a solid 2.49 goals-against average. Dafeo was traded to Los Angeles during the summer.

SPECIAL TEAMS

Coach Jim Schoenfeld's team tied Detroit for first place on the special teams index at plus 22. Their accomplishments included the League's sixth-best power play at 19.9%, the League's best home penalty killing of 87.8% and a share of the lead in short-hand goals for, with 13, and against, with two. Twelve of Bondra's markers were on the

power play and six came short-handed. Michal Pivonka and Johansson had four power-play goals each, but Khristich takes eight to Los Angeles.

NEW FACES

The competition will be fierce for a spot on defence where Witt battles Nolan Baumgartner, last year's No. 1 pick, as well as Gonchar and Ulanov. And Kolzig will likely get some kind of battle for the back-up job. Sleeper pick Stefan Ustorf will make a bid at centre.

OUTLOOK

Carey will have to work his magic over a full season and will have to get used to the Western Conference teams as well, so the Capitals can't get overly dependent on him. In order to get full value for their changes they will have to work toward becoming a more wide open team offensively without sacrificing the defensive aspects of their game.



Mark Tinordi: 12 points on blueline in first year with Capitals



Dimitri Khristich: traded to Kings after five years with Capitals



Perhaps the biggest victory the Winnipeg Jets will get this season happened a few months before the team even started training camp.

The valiant efforts of local fans and business people managed – at least for this season – to delay a plan to sell the small-market franchise and move it to an American city. Some details about the new arena must still be finalized, but if the Jets play with the same enthusiasm the community showed, it will help all concerned.

The Jets missed the playoffs for a second straight year for the

first time since joining the League. The first order of business must be to shore up a team defence that was second worst in the League. The Jets gave up 177 goals, including a League-high 100 on the road where they won just six games.

Misdemeanors were a problem many times during the year as the Jets finished tied for third highest penalty minutes per game at 23.8. Captain Keith Tkachuk was the most penalized of the NHL's top 24 scorers, but toughness is his game.

Still there's lots to build with here. Alexei Zhamnov battled down to the wire for the Art Ross Trophy, eventually finishing in third place, five points behind Eric Lindros and Jaromir Jagr. Zhamnov became the first Russian-born player to earn a Lady Byng nomination and both he and Tkachuk were named as Second Team All-Stars. And the Olympic line of Zhamnov,

Tkachuk and Teemu Selanne rang up 74 of the Jets' 157 goals.

Late-season arrivals Mike Eastwood and Ed Olczyk had strong finishes, but when you get past Nelson Emerson's 37 points, the Jets had little scoring to support their embattled net-minders Tim Cheveldae and Nikolai Khabibulin.

Jets' new head coach Terry Simpson is no stranger here, having served as an assistant for a few years. He wants to prove a few things after short-lived coaching stints in Philadelphia and Long Island. General manager John Paddock named him his own replacement behind the bench late last season.

With the seventh pick overall at the 1995 Draft, the Jets grabbed Kamloops right winger Shane Doan, who was the MVP in last year's Memorial Cup tournament. He had 37 goals and 94 points for the Blazers in the regular season.

JETS



Alexei Zhamnov, in his third NHL season, was third in League scoring with 30 goals and 65 points.



FIVE YEAR POINT PERFORMANCE

	40	50	60	70	80	90	100	110	120
90/91			63						
91/92				81					
92/93					87				
93/94			57						
94/95	39	48-GAME SCHEDULE							

1994-95 RECORD VERSUS CONFERENCE


OPPOSITION	HOME			ROAD			OVERALL								
	W	L	T	W	L	T	GP	W	L	T	GP	GA	PTS	PCT	
ANAHEIM	1	1	0	0	2	0	4	1	3	0	10	12	2	250	
CALGARY	1	0	1	1	1	0	4	2	1	1	15	17	5	625	
CHICAGO	2	1	0	1	1	0	5	3	2	0	15	11	6	600	
DALLAS	1	1	0	1	1	0	4	2	2	0	13	16	4	500	
DETROIT	1	1	0	0	2	1	5	1	3	1	14	25	3	300	
EDMONTON	0	2	0	1	0	1	4	1	2	1	16	15	3	375	
LOS ANGELES	0	2	0	0	1	1	4	0	3	1	12	17	1	125	
SAN JOSE	1	0	1	0	2	0	4	1	2	1	12	15	3	375	
ST LOUIS	1	0	1	0	1	0	5	2	3	0	20	20	4	400	
TORONTO	1	0	1	0	3	0	5	1	3	1	15	16	3	300	
VANCOUVER	1	0	1	1	1	0	4	2	1	1	15	13	5	625	



Stéphane Quintal: traded to Montreal after 23-point season

1995-96 PLAYER PERSONNEL

FORWARDS	HT	WT	PLACE OF BIRTH	DATE	1994-95 CLUB
ALATALO, Mika	5-11	185	Oulu, FIN	6/11/71	TPS Turku
ANNECK, Doran	6-1	183	Winnipeg, MB	4/24/76	Tri-City-Prince George
BUDAYEV, Alexei	6-2	183	Pavlov Posad, USSR	4/24/75	Red Deer-Kristall
DEAZELEY, Mark	6-4	240	North York, ON	4/8/72	Springfield-Toledo
DOAN, Shane	6-1	215	Eaton, SK	10/10/76	Kamloops
DRAKE, Dallas	6-0	180	Trail, BC	2/4/69	Winnipeg
EASTWOOD, Mike	6-3	205	Ottawa, ON	7/1/67	Winnipeg-Toronto
EMERSON, Nelson	5-11	180	Hamilton, ON	8/17/67	Winnipeg
GARANIN, Yevgeny	6-4	191	Voskresensk, USSR	8/3/73	Khimik
GILHEN, Randy	6-0	190	Zweibrücken, GER	6/13/63	Winnipeg
GROSEK, Michael	6-2	200	Vyskov, CSSR	6/11/75	Winnipeg-Springfield
GUSMANOV, Ravil	6-3	185	Naberezhnye Chelny, USSR	7/25/72	Springfield
HANSEN, Tavis	6-1	180	Prince Albert, SK	6/17/75	Winnipeg-Tacoma
KING, Kris	5-11	210	Bracebridge, ON	2/18/66	Winnipeg
KOROLEV, Igor	6-1	187	Moscow, USSR	9/6/70	Winnipeg
MARTIN, Craig	6-2	215	Amherst, NS	1/21/71	Winnipeg-Springfield
MURRAY, Rob	6-1	185	Toronto, ON	4/4/67	Springfield
OLCZYK, Ed	6-1	205	Chicago, IL	8/16/66	Winnipeg-NY Rangers
POTAPOV, Vladimir	6-2	187	Murmansk, USSR	6/21/75	Kristall
SELANNE, Teemu	6-0	200	Helsinki, FIN	7/3/70	Winnipeg
SHANNON, Darrin	6-2	210	Barrie, ON	12/8/69	Winnipeg
SIMON, Jason	6-1	190	Sarna, ON	3/21/69	Denver
TKACHUK, Keith	6-2	215	Melrose, MA	3/28/72	Winnipeg
ZHAMNOV, Alexei	6-1	195	Moscow, USSR	10/1/70	Winnipeg
DEFENCEMEN					
CHEREDARYK, Steve	6-2	197	Calgary, AB	11/20/75	Medicine Hat
DOIG, Jason	6-3	216	Montreal, PQ	1/29/77	Laval
FINLEY, Jeff	6-2	205	Edmonton, AB	4/14/67	Hershey
MANSON, Dave	6-2	202	Prince Albert, SK	1/27/67	Winnipeg
MULLER, Mike	6-2	205	Fairview, MN	9/18/71	Springfield
NUMMINEN, Teppo	6-1	190	Tampere, FIN	7/3/68	Winnipeg
QUINT, Daron	6-1	182	Durham, NH	3/12/76	Seattle
SHANNON, Darryl	6-2	200	Barrie, ON	6/21/68	Winnipeg
STASHENKOV, Ilya	5-11	178	Moscow, USSR	8/26/74	Krylya Sovetov
THOMPSON, Brent	6-2	200	Calgary, AB	1/9/71	Winnipeg
VISHEAU, Mark	6-5	201	Burlington, ON	6/27/73	Springfield
WILKINSON, Neil	6-3	190	Selkirk, MB	8/15/67	Winnipeg
GOALTENDERS					
CHEVELDAE, Tim	5-10	195	Melville, SK	2/15/68	Winnipeg
DUFFUS, Parris	6-2	192	Denver, CO	1/27/70	Peoria
KHABIBULIN, Nikolai	6-1	176	Sverdlovsk, USSR	1/13/73	Winnipeg-Springfield
LANGKOW, Scott	5-11	190	Edmonton, AB	4/21/75	Portland (WHL)



Teppo Numminen: 21 points with team-high plus-12 rating

1994-95 SCORING STATISTICS

P	NO	PLAYER	GP	G	A	PTS	+/-	PIM	PP	SH	GW	GT	S	PCT	
C	10	ALEXEI ZHAMNOV	48	30	35	65	5	20	9	0	4	0	155	19.4	
L	7	KEITH TRACHUK	48	22	29	51	4-	152	7	2	2	1	129	17.1	
R	8	TEEMU SELANNE	45	22	26	48	1	2	8	2	1	1	167	13.2	
R	19	NELSON EMERSON	48	14	23	37	12-	26	4	1	1	0	122	11.5	
R	23	IGOR KOROLEV	45	8	22	30	1	10	1	0	1	0	85	9.4	
C	18	DALLAS DRAKE	43	8	18	26	6-	30	0	0	1	0	66	12.1	
D	4	STEPHANE QUINAL	43	6	17	23	0	78	3	0	2	0	107	5.6	
D	27	TEPPO NUMMINEN	42	5	16	21	12	16	2	0	0	0	86	5.8	
C	32	MIKE EASTWOOD	49	8	11	19	9-	36	0	0	0	0	55	14.5	
		Toronto	36	5	5	10	12-	32	0	0	0	0	38	13.2	
		Winnipeg	13	3	6	9	3	4	0	0	0	0	17	17.6	
D	3	DAVE MANSON	44	3	15	18	20-	139	2	0	1	0	104	2.9	
C	25	THOMAS STEEN	31	5	10	15	13-	14	2	0	0	0	32	15.6	
D	24	DARRYL SHANNON	40	5	9	14	1	48	0	1	0	0	42	11.9	
C	16	ED OLCZYK	33	4	9	13	1-	12	2	0	0	0	56	7.1	
		NY Rangers	20	2	1	3	2-	4	1	0	0	0	29	6.9	
		Winnipeg	13	2	8	10	1	8	1	0	0	0	27	7.4	
C	15	RANDY GILHEN	44	5	6	11	17-	52	0	1	1	0	47	10.6	
L	34	DARRIN SHANNON	19	5	3	8	6-	14	3	0	1	0	26	19.2	
L	17	KRIS KING	48	4	2	6	0	85	0	0	0	0	58	6.9	
D	2	NEIL WILKINSON	40	1	4	5	26-	75	0	0	0	0	25	4.0	
L	75	MICHAEL GROSEK	24	2	2	4	3-	21	0	0	1	0	27	7.4	
D	36	GREG BROWN	9	0	3	3	1	17	0	0	0	0	12	0	
C	12	ROB MURRAY	10	0	2	2	1	2	0	0	0	0	5	0	
D	42	OLEG MIKULCHIK	25	0	2	2	10	12	0	0	0	0	5	0	
R	28	*CRAIG MARTIN	20	0	1	1	4-	19	0	0	0	0	3	0	
C	47	*TAVIS HANSEN	1	0	0	0	0	0	0	0	0	0	0	0	
R	37	JOHN LeBLANC	2	0	0	0	0	0	0	0	0	0	0	0	
C	38	LUCIANO BORSATO	4	0	0	0	1-	0	0	0	0	0	2	0	
L	21	RUSS ROMANUK	6	0	0	0	3-	0	0	0	0	0	3	0	
D	22	BRENT THOMPSON	29	0	0	0	17-	78	0	0	0	0	16	0	
GOALTENDER			GP	MIN	AVG	W	L	T	EN	SO	GA	SA	SPCT		
35			*NIKOLAI KHABIBULIN	26	1339	3.41	8	9	4	1	0	76	723	.895	
29			TIM CHEVELDAE	30	1571	3.70	8	16	3	3	0	97	818	.881	
TOTALS			48	2923	3.63	16	25	7	4	0	177	1545	.885		




Nikolai Khabibulin: eight wins with 3.41 average and .895 save percentage in solid rookie season

1995 DRAFT CHOICES

7. Shane Doan
RW, Kamloops (WHL)
32. Marc Chouinard
C, Beauport (QMJHL)
34. Jason Doig
D, Laval (QMJHL)
67. Brad Isbister
RW, Portland (WHL)
84. Justin Kurtz
D, Brandon (WHL)
121. Brian Elder
G, Brandon (WHL)
136. Sylvain Daigle
G, Shawinigan (QMJHL)
162. Paul Traynor
D, Kitchener (OHL)
188. Jaroslav Obsut
D, North Battleford (T2JRA)
189. Frederik Loven
C, Djurgarden Jr (SWE)
214. Rob DeCiantis
C, Kitchener (OHL)



Igor Korolev



Darryl Shannon



FORECAST 1995-96

OFFENCE

With their European flavour, the Jets are capable of entertaining, wide-open hockey. They were one of just four teams to have six players with 100 shots or more. Zhamnov split his activities nicely, tied for third in goals with 30 and 10th in assists with 35 and bagged two hat tricks, including the League's only five-goal game last season. He has yet to play a full NHL season in three years here. Tkachuk and Selanne each fired 22 goals and each had at least one power-play, shorthand, game-winning and game-tying goal. Emerson has 111 points in two years here and a healthy Darrin Shannon will be welcome. Ex-Blue Igor Korolev looked much better here than in St. Louis, getting 30 points last year. Dallas Drake's numbers aren't where they were in Detroit yet, but he's looking forward to a full season. Olczyk had 10 points and Eastwood had nine in their 13 games with the Jets.

DEFENCE

The Jets don't have the raft of high-flying blueliners of five years ago, and they have moved Stephane Quintal, who led them in scoring the past two years, getting 23 points last year; he was traded to Montreal for a draft choice Teppo Numminen, who was two points behind Quintal, had a club-high plus-12 rating and has not had the benefit of a full season in three years. Dave Manson is the most bullish of the defencemen, but has to improve on a minus 20, as does Neil Wilkinson with a minus 26. It felt like a complete season to Darryl Shannon, who has fought for more playing time through seven years in the League. He had 14 points in 40 games. Oleg Mikulchik and Brent Thompson saw some action, but neither is noted for his scoring. Mikulchik was a solid plus 10 in his 25 games in Winnipeg, but elected to take off for Anaheim during the off-season.

GOALTENDING

It was almost an even split last season between Cheveldae and Khabibulin, 30 appearances to 26, both winning eight games. The veteran Cheveldae is still getting used to life without the powerful Detroit lineup in front of him and the Jets probably wanted their Russian rookie to have a better NHL introduction. But Khabibulin was just a win below .500 and getting his feet wet in this manner may help in the long run. The long term project is Scott Langkow, a WHL second-round draft choice from the 1993 Entry Draft.

SPECIAL TEAMS

Despite missing the playoffs, the Jets jumped 16 points on the special teams index to finish at plus three and 11th overall. They can thank a strong power play that was fourth on the road in the League, and the Olympic Line which contributed 24 goals overall. Emerson had four,

Quintal and Darrin Shannon three each before the latter's injury. Five players chipped in shorthand goals, Tkachuk and Selanne two each. The penalty killers ranked 13th overall.

NEW FACES

The Jets have plans for Czech Michal Grosse, a left winger who showed lots of hustle in 24 games here last season. Like Grosse, right winger Ravi Gusmanov was effective on the farm in Springfield and his quick grasp of North American hockey could pay off in a spot at training camp this season.

OUTLOOK

With the offence the Jets have assembled, they should be in most games, but some of it might have to be sacrificed to shore up the defence. It's hard to say what effect the relocation debate will have, but the Jets have stocked up with some character players who should nullify any distractions.



Teemu Selanne: 22 goals, including eight on power-play unit




Keith Tkachuk: 22 goals, including seven on power-play unit



IN THE **real world,**


THEY DRINK THE **real stuff.**





THE 1994-95 NHL

GOAL



DOMINIK HASEK
Buffalo Sabres

Games played	41
Minutes played	2416
Wins	19
Shutouts	5
Shots against	1221
Goals against	85
Save percentage	.930
Goals-against average	2.11




DEFENCE



CHRIS CHELIOS
Chicago Blackhawks

Games played	48
Goals	5
Assists	33
Points	38
Plus/minus	17
Powerplay goals	3
Shorthand goals	1
Game-winning goals	0




DEFENCE




PAUL COFFEY
Detroit Red Wings

Games played	45
Goals	14
Assists	44
Points	58
Plus/minus	18
Powerplay goals	4
Shorthand goals	1
Game-winning goals	2



ALL-STAR TEAM

LEFT WING




JOHN LeCLAIR
Philadelphia Flyers

Games played	46
Goals	26
Assists	28
Points	54
Plus/minus	20
Power-play goals	6
Shorthand goals	0
Game-winning goals	7



CENTRE




ERIC LINDROS
Philadelphia Flyers

Games played	46
Goals	29
Assists	41
Points	70
Plus/minus	27
Power-play goals	7
Shorthand goals	0
Game-winning goals	4




RIGHT WING



JAROMIR JAGR
Pittsburgh Penguins

Games played	48
Goals	32
Assists	38
Points	70
Plus/minus	23
Power-play goals	6
Shorthand goals	3
Game-winning goals	7



COMPETE FOR THE \$10,000 CASH GRAND PRIZE IN

The Sporting News

FANTASY HOCKEY CHALLENGE

'95-'96

only \$99

How To Play

**Pick a team of 20 starters
using a \$30,000,000 salary cap**

ROSTER

- Starting team consists of 20 players:

4 Goalies 6 Wingers
4 Centers 6 Defensemen

- Starting team's salary cannot exceed the \$30,000,000 salary cap.
- Taxi squad consists of any 12 players.
- Salary cap and position distribution rules do not apply for the taxi squad.
- Unlisted players may be placed on your taxi squad. Their salary will be \$500,000. They will be assigned a position by CDM, Inc. and may be placed on your starting team for games beginning October 20th.

**We'll place your entry in a
league and a division**

LEAGUE FORMATION

- Leagues and divisions are formed on a first-come, first-served basis.
- 25 teams form a league. 10 leagues form a division.
- All teams compete for the overall grand prize.
- Teams may have many of the same players, but no two teams with the same roster will be in the same league.

No Sweat, All Fun!

**Our computers calculate your
team, league, division and
overall position each week**

REPORTS

- Receive a live-page report weekly or bi-weekly. You automatically receive bi-weekly reports with your entry fee.
- Updated league roster and top 5 in your division & top 5 overall sent every 6 weeks.
- Fax service available.
- Reports also available via computer. Call for details.

ENTRY DEADLINES

- Entries must be phoned or faxed by Thurs., Oct. 5, 1995.
- Mail entries must be postmarked no later than Oct. 5, 1995 and received no later than Sat., Oct. 14, 1995.

**Now Over 30,000 Satisfied
Sporting News
Fantasy Team Owners**

Refer a Friend and Get \$10 Credit

3 WAYS TO EARN CASH PRIZES

- League** (1 in 5 earn cash)
- Division** (1 in 10 earn more cash)
- Overall** (Top 25 earn lots of cash)

**Win
All
3**

**1 in 25 will earn
at least \$400 Cash**

Place	Overall Prizes (all entries)	Division Prizes (250 teams)	League Prizes (25 teams)
1st	\$10,000	\$1,000	\$400
2nd	\$5,000	\$500	\$200
3rd	\$2,500	\$250	\$100
4th	\$1,000	\$100	\$50
5th	\$750	\$75	\$25
6th to 10th	\$500	\$50	
11th to 15th	\$250	\$25	
16th to 25th	\$100	\$25	

**Plus \$100 will be awarded to
the overall leader each week.**

**More Cash Prize Winners
Than Any Other
National Challenge**

COST TO PLAY

- \$98.00 for your first entry
- \$79.00 for each additional entry.
- \$15.00 for reports to be mailed to a second address.
- \$15.00 per address for reports to be mailed weekly rather than bi-weekly.

TRANSACTION FEES

- To make player transactions, a toll-free 800 number and an account number will be provided.
- The transaction fees are as follows:
Any Player Move Before the Season Begins \$1 each
Taxi Squad Switch (unlimited) \$3 each
New Player Purchase (limit 8) \$10 each
TSN Free Agent Acquisition (limit 3) No Charge
Fax Service (per page per week) \$1
- Fax transactions must be made by Thursday 11 PM Central Time in order to be effective the following Friday.

SCORING

- Each team will be ranked within its league, division and overall by six offensive and three goaltending statistical categories:

Goals	Offensive	Plus/Minus Rating	Goaltending
Assists	Shooting Percentage	Win	Goals Against Average
Total Points	Penalty Minutes	Saves	

- Rankings will be determined by using the Rotisserie® style ranking system. Each team is ranked by league, division and overall.
- Teams are ranked by comparing their team totals to the other teams in their league. The team with the best total in each category will receive 25 points and the team with the worst will receive 1 point. For penalty minutes a larger number is ranked higher than a smaller one.
- Stats are accumulated weekly for all 20 starting players. The stat week begins with games played on Friday and ends with games played on Thursday.
- All statistics accumulated by the players on the starting team, regardless of what position they play during the season, contribute to a team's statistics totals. Goalies' offensive statistics do not count.
- Taxi squad players' stats don't contribute to team's stat totals.
- Previous stats by a player before he was on your roster do not count.
- A player's statistics are added to your team's statistics totals only during the weeks that he is in your starting team.
- Pre-season, all-star and play-off statistics do not contribute to your team's statistics totals.
- Division points are calculated by ranking your team's statistics totals versus every other team's stats in your division's 10 leagues.
- Overall points are calculated by ranking your team's statistics totals versus all other entries in *The Sporting News™ Fantasy Hockey Challenge*.

**Sports commissioners are waiting to answer
your questions and enter your team.
Call 1-800-568-6288**

- The Sporting News™ Fantasy Hockey Challenge* welcomes entries from around the world. All fees, however, must be paid with U.S. funds. For overseas entries, please add \$15 to cover additional mailing costs. If needed, our toll number is 1-314-991-1511.
- Player transactions can be made with live commissioners 9 AM - 9 PM Monday, Tuesday, Wednesday, Friday, & Saturday, and 10 AM - 11 PM Thursday and Sunday.
- You must be 18 years or older to participate.
- No employees of CDM, Inc., *The Sporting News* Publishing Company, or their families are eligible to play.
- CDM, Inc. is a licensee of *The Sporting News* Publishing Company, and is solely responsible for enacting, administering, enforcing the rules, and maintaining the integrity of *The Challenge*.
- CDM, Inc. reserves the right to revise any rules to improve *The Sporting News™ Fantasy Hockey Challenge*.
- Void where prohibited by law.
- Further explanation of all rules will be contained in your Welcome Package.

1-800-568-6288

TM

9 PM

Salary 500K


Sporting News



1994-95 AWARD WINNERS

HART MEMORIAL TROPHY

An annual award "to the player adjudged to be the most valuable to his team." The winner receives \$10,000, the first runner-up \$6,000 and the second runner-up \$4,000.

WINNER: ERIC LINDROS,
Philadelphia Flyers
RUNNERS-UP: JAROMIR JAGR,
Pittsburgh Penguins
DOMINIK HASEK,
Buffalo Sabres

JAMES NORRIS TROPHY


An annual award "to the defence player who demonstrates throughout the season the greatest all-round ability in the position." The winner receives \$10,000, the first runner-up \$6,000 and the second runner-up \$4,000.

WINNER: PAUL COFFEY,
Detroit Red Wings
RUNNERS-UP: CHRIS CHELIOS,
Chicago Blackhawks
RAY BOURQUE,
Boston Bruins

LADY BYNG TROPHY

An annual award "to the player adjudged to have exhibited the best type of sportsmanship and gentlemanly conduct combined with a high standard of playing ability." The winner receives \$10,000, the first runner-up \$6,000 and the second runner-up \$4,000.

WINNER: RON FRANCIS,
Pittsburgh Penguins
RUNNERS-UP: ADAM OATES,
Boston Bruins
ALEXEI ZHAMNOV,
Winnipeg Jets



Buffalo Sabres Dominik Hasek

VEZINA TROPHY

An annual award "to the goalkeeper adjudged to be the best at his position." The winner receives \$10,000, the first runner-up \$6,000 and the second runner-up \$4,000.

WINNER: DOMINIK HASEK,
Buffalo Sabres
RUNNERS-UP: ED BELFOUR,
Chicago Blackhawks
JIM CAREY,
Washington Capitals

ART ROSS TROPHY


An annual award "to the player who leads the League in scoring points at the end of the regular season." The overall winner receives \$10,000, the first runner-up \$6,000 and the second runner-up \$4,000.

WINNER: JAROMIR JAGR,
Pittsburgh Penguins
RUNNERS-UP: ERIC LINDROS,
Philadelphia Flyers
ALEXEI ZHAMNOV,
Winnipeg Jets

CALDER MEMORIAL TROPHY

An annual award "to the player selected as the most proficient in his first year of competition." The winner receives \$10,000, the first runner-up \$6,000 and the second runner-up \$4,000.

WINNER: PETER FORSBERG,
Quebec Nordiques
RUNNERS-UP: JIM CAREY,
Washington Capitals
PAUL KARIYA,
Mighty Ducks of Anaheim



Chicago Blackhawks Ed Belfour

FRANK J. SELKE TROPHY

An annual award "to the forward who best excels in the defensive aspects of the game." The winner receives \$10,000, the first runner-up \$6,000 and the second runner-up \$4,000.

WINNER: RON FRANCIS,
Pittsburgh Penguins
RUNNERS-UP: ESA TIKKANEN,
St. Louis Blues
JOEL OTTO,
Calgary Flames

WILLIAM JENNINGS TROPHY

An annual award "to the goalkeeper(s) having played a minimum of 151 games for the team with the fewest goals scored against it" at the end of the regular season. The winner receives \$10,000, the first runner-up \$6,000 and the second runner-up \$4,000.

WINNER: ED BELFOUR,
Chicago Blackhawks
RUNNERS-UP: MIKE VERNON and
CHRIS OSGOOD,
Detroit Red Wings
DOMINIK HASEK,
Buffalo Sabres

JACK ADAMS AWARD

An annual award "to the coach adjudged to have contributed the most to his team's success." The winner receives \$1,000 from the National Hockey League Broadcasters.

WINNER: MARC CRAWFORD,
Quebec Nordiques
RUNNERS-UP: SCOTT BOWMAN,
Detroit Red Wings
TERRY MURRAY,
Philadelphia Flyers

THE 1994-95 NHL SECOND ALL-STAR TEAM

GOAL: ED BELFOUR,
Chicago Blackhawks
DEFENCE: RAY BOURQUE,
Boston Bruins
DEFENCE: LARRY MURPHY,
Pittsburgh Penguins
CENTRE: ALEXEI ZHAMNOV,
Winnipeg Jets
LEFT WING: KEITH TKACHUK,
Winnipeg Jets
RIGHT WING: THEOREN FLEURY,
Calgary Flames

KING CLANCY TROPHY

An annual award "to the player who best exemplifies leadership qualities on and off the ice and has made a noteworthy humanitarian contribution to his community." The winner receives \$3,000 and the runner-up \$1,000.

WINNER: JOE NIEUWENDYK,
Calgary Flames

RUNNER-UP: DOUG GILMOUR,
Toronto Maple Leafs

BILL MASTERTON TROPHY

An annual award under the trusteeship of the Professional Hockey Writers' Association "to the National Hockey League player who best exemplifies the qualities of perseverance, sportsmanship and dedication to hockey." A \$2,500 grant from the PHWA is awarded annually to the Bill Masterton Scholarship Fund, based in Bloomington, MN, in the name of the winner. The winner receives \$10,000, the first runner-up \$6,000 and the second runner-up \$4,000.

WINNER: PAT LaFONTAINE,
Buffalo Sabres

RUNNERS-UP: KEVIN DINEEN,
Philadelphia Flyers
STEVE SMITH,
Chicago Blackhawks

ALKA-SELTZER PLUS AWARD

An award "to the player, having played a minimum of 35 games, who leads the league in plus/minus statistics" at the end of the regular season. Miles Inc. will contribute \$5,000 on behalf of the winner to the charity of his choice and \$1,000 on behalf of each individual team winner.

WINNER: RON FRANCIS,
Pittsburgh Penguins



Pittsburgh Penguins Ron Francis



Quebec Nordiques rookie Peter Forsberg and coach Marc Crawford

LESTER PATRICK TROPHY

An annual award "for outstanding service to hockey in the United States." Eligible recipients are players, officials, coaches, executives and referees. The winners receive a miniature of the trophy.

WINNERS: BRIAN MULLEN
JOE MULLEN
BOB FLEMING

LESTER B. PEARSON AWARD

An annual award "to the outstanding player in the League" as selected by the members of the National Hockey League Players' Association. The winner receives \$10,000.

WINNER: ERIC LINDROS,
Philadelphia Flyers

CONN SMYTHE TROPHY

An annual award "to the most valuable player for his team in the playoffs." The winner receives \$10,000.

WINNER: CLAUDE LEMIEUX,
New Jersey Devils

PRESIDENTS' TROPHY

An annual award to the club finishing the regular season with the best overall record. The winning club receives \$350,000 to be divided between the club (\$100,000) and its players (\$250,000). The players of the team decide how their share is to be divided.

WINNER: DETROIT RED WINGS

[†] Prorated for 48-game schedule

NHL AWARD MONEY BREAKDOWN

STANLEY CUP PLAYOFFS		INDIVIDUAL TEAM SHARES	TOTAL
Conference Quarter-Final Losers	(8 teams)	\$ 175,000	\$1,400,000
Conference Semi-Final Losers	(4 teams)	350,000	1,400,000
Conference Championship Losers	(2 teams)	550,000	1,100,000
Stanley Cup Championship Losers		825,000	825,000
Stanley Cup Championship Winners		1,250,000	1,250,000
TOTAL PLAYOFF AWARD MONEY			\$5,975,000
FINAL STANDINGS, REGULAR SEASON			
Presidents' Trophy (Club's share \$100,000)		\$ 250,000	\$ 350,000
Division Winners	(4 teams)	425,000	1,700,000
Division Runners-up	(4 teams)	200,000	800,000
TOTAL REGULAR SEASON AWARD MONEY			\$2,850,000
INDIVIDUAL AWARDS		INDIVIDUAL SHARES	
First Team All-Stars		\$ 10,000	\$ 60,000
Second Team All-Stars		5,000	30,000
Individual Award Winners		10,000	103,000*
Individual Award First Runners-up		6,000	55,000*
Individual Award Second Runners-up		4,000	36,000*
TOTAL INDIVIDUAL AWARD MONEY (*Totals include King Clancy Trophy award money)			\$ 284,000*

Players of each team decide how their share is to be divided.

ALL-STAR TEAM VOTING

GOAL

1. DOMINIK HASEK, BUF	73	(14 - 1 - 0)
2. Ed Belfour, CHI	32	(1 - 8 - 3)
3. Jim Carey, WSH	21	(0 - 5 - 6)
4. Sean Burke, HFD	5	(0 - 0 - 5)
5. Mike Vernon, DET	3	(0 - 1 - 0)
6. Trevor Kidd, CGY	1	(0 - 0 - 1)

DEFENCE

1. PAUL COFFEY, DET	75	(15 - 0 - 0)
2. CHRIS CHELIOS, CHI	65	(11 - 3 - 1)
3. Ray Bourque, BOS	45	(2 - 11 - 2)
4. Larry Murphy, PIT	31	(2 - 5 - 6)
5. Eric Desjardins, MTL-PHI	24	(0 - 6 - 6)
6. Phil Housley, CGY	11	(0 - 2 - 5)
7. Steve Duchesne, STL	9	(0 - 2 - 3)
8. Brian Leetch, NYR	8	(0 - 1 - 5)
9. Uwe Krupp, QUE	1	(0 - 0 - 1)
10. Gary Suter, CHI	1	(0 - 0 - 1)
11. Curtis Leschyshyn, QUE	0	(0 - 0 - 0)
Al MacInnis, STL	0	(0 - 0 - 0)

CENTRE

1. ERIC LINDROS, PHI	75	(15 - 0 - 0)
2. Alexei Zhamnov, WPG	33	(0 - 10 - 3)
3. Ron Francis, PIT	18	(0 - 4 - 6)
4. Joe Sakic, QUE	8	(0 - 1 - 5)
5. Sergei Fedorov, DET	1	(0 - 0 - 1)
6. Joe Nieuwendyk, CGY	0	(0 - 0 - 0)

LEFT WING

1. JOHN LECLAIR, MTL-PHI	56	(7 - 7 - 0)
2. Keith Tkachuk, WPG	54	(7 - 6 - 1)
3. Brendan Shanahan, STL	10	(1 - 0 - 5)
4. Luc Robitaille, PIT	10	(0 - 1 - 7)
5. Wendel Clark, QUE	4	(0 - 1 - 1)
6. Keith Primeau, DET	1	(0 - 0 - 1)

RIGHT WING

1. JAROMIR JAGR, PIT	71	(14 - 0 - 1)
2. Theoren Fleury, CGY	35	(0 - 11 - 2)
3. Brett Hull, STL	15	(0 - 3 - 6)
4. Peter Bondra, WSH	12	(1 - 1 - 3)
5. Owen Nolan, QUE	1	(0 - 0 - 1)
Ray Sheppard, DET	1	(0 - 0 - 1)

The All-Star Team and the Hart Memorial, James Norris, Calder Memorial, Lady Byng and Frank J. Selke Trophy winners are selected by the Professional Hockey Writers' Association. The Vezina Trophy winner is selected by the General Managers of the League's 26 clubs. The Jack Adams Award winner is selected by the National Hockey League Broadcasters' Association.



Detroit Red Wings Paul Coffey

AWARD VOTING

HART MEMORIAL TROPHY

1. ERIC LINDROS, PHI	63	(10 - 4 - 1)
2. Jaromir Jagr, PIT	27	(2 - 4 - 5)
3. Dominik Hasek, BUF	23	(3 - 2 - 2)
4. Paul Coffey, DET	15	(0 - 4 - 3)
5. Theoren Fleury, CGY	7	(0 - 1 - 4)
6. Brett Hull, STL	0	(0 - 0 - 0)

JAMES NORRIS TROPHY

1. PAUL COFFEY, DET	69	(12 - 3 - 0)
2. Chris Chelios, CHI	39	(2 - 9 - 2)
3. Ray Bourque, BOS	20	(1 - 1 - 12)
4. Larry Murphy, PIT	7	(0 - 2 - 6)
5. Steve Duchesne, STL	0	(0 - 0 - 0)
6. Brian Leetch, NYR	0	(0 - 0 - 0)

FRANK J. SELKE TROPHY

1. RON FRANCIS, PIT	50	(7 - 4 - 3)
2. Esa Tikkanen, STL	46	(4 - 8 - 2)
3. Joel Otto, CGY	23	(3 - 2 - 2)
4. Sergei Fedorov, DET	6	(1 - 0 - 1)
5. Brian Skrudland, FLA	5	(0 - 1 - 2)
6. Wayne Presley, BUF	5	(0 - 0 - 5)

CALDER MEMORIAL TROPHY

1. PETER FORSBERG, QUE	71	(13 - 2 - 0)
2. Jim Carey, WSH	41	(2 - 9 - 4)
3. Paul Kariya, ANA	21	(0 - 4 - 9)
4. Jeff Friesen, SJ	2	(0 - 0 - 2)
5. Blaine Lacher, BOS	0	(0 - 0 - 0)
David Oliver, EDM	0	(0 - 0 - 0)

LADY BYNG TROPHY

1. RON FRANCIS, PIT	50	(6 - 6 - 2)
2. Adam Oates, BOS	40	(6 - 3 - 1)
3. Alexei Zhamnov, WPG	22	(2 - 3 - 3)
4. Brett Hull, STL	9	(1 - 0 - 4)
5. Mikael Renberg, PHI	9	(0 - 2 - 3)
6. Teemu Selanne, WPG	5	(0 - 1 - 2)

VEZINA TROPHY


1. DOMINIK HASEK, BUF	104	(17 - 6 - 1)
2. Ed Belfour, CHI	25	(2 - 4 - 3)
3. Jim Carey, WSH	25	(1 - 4 - 8)
4. Mike Vernon, DET	21	(3 - 1 - 3)
5. Ken Wregget, PIT	11	(1 - 2 - 0)
6. John Vanbiesbrouck, FLA	11	(1 - 1 - 3)
7. Trevor Kidd, CGY	9	(1 - 1 - 1)
8. Martin Brodeur, NJ	7	(0 - 2 - 1)
Sean Burke, HFD	7	(0 - 2 - 1)
10. Chris Osgood, DET	5	(0 - 1 - 2)
11. Kelly Hrudey, LA	3	(0 - 1 - 0)
12. Curtis Joseph, STL	3	(0 - 1 - 0)
13. Glenn Healy, NYR	1	(0 - 0 - 1)
Ron Hextall, PHI	1	(0 - 0 - 1)
Arturs Irbe, SJ	1	(0 - 0 - 1)

JACK ADAMS AWARD


1. MARC CRAWFORD, QUE	239	(34 - 20 - 9)
2. Scott Bowman, DET	160	(17 - 21 - 12)
3. Terry Murray, PIT	112	(9 - 16 - 19)
4. Ed Johnston, PHI	31	(3 - 3 - 7)
5. Mike Keenan, STL	24	(2 - 4 - 2)
6. Jim Schoenfeld, WSH	23	(3 - 2 - 2)
7. Dave King, CGY	20	(1 - 3 - 6)
8. Bob Gainey, DAL	5	(1 - 0 - 0)
9. Paul Holmgren, HFD	5	(0 - 1 - 2)
10. Roger Neilson, FLA	2	(0 - 0 - 2)
Terry Crisp, TB	2	(0 - 0 - 2)
12. Pat Burns, TOR	1	(0 - 0 - 1)
Jacques Lemaire, NJ	1	(0 - 0 - 1)
Rick Ley, VAN	1	(0 - 0 - 1)
Brian Sutter, BOS	1	(0 - 0 - 1)
Ron Wilson, ANA	1	(0 - 0 - 1)

The number after each player indicates total voting points. The numbers in parentheses indicate first, second and third-place votes. A first is worth five points, a second three and a third one.


NOTE: Because of conference-only play during the 1994-95 season, the voting for each of the five awards and the All-Star Teams voted upon by the PHWA was conducted in two stages. In stage one, Eastern and Western Conference writers voted only for players in their respective conferences. This stage of the voting produced six finalists for each award and for each All-Star Team position (except defence - 12) with three from the Eastern and three from the Western Conference. In stage two, a committee of 15 members of the PHWA voted on the results from stage one voting to select the award winners and All-Star Team members.



Pittsburgh Penguins Jaromir Jagr



Buffalo Sabres Pat LaFontaine



Calgary Flames Joe Nieuwendyk



1994-95 MILESTONES

400 GOALS

February 19, 1995

Luc Robitaille of the Pittsburgh Penguins scored two goals, including the 400th of his career, in a 3-3 tie with the Buffalo Sabres to become the 47th player to reach this milestone.

April 14, 1995

Pat LaFontaine of the Buffalo Sabres scored his 400th career goal in a 5-2 loss to the Quebec Nordiques.

600 ASSISTS

January 27, 1995

Dale Hunter of the Washington Capitals, in a 5-2 victory over the New York Islanders, recorded his 600th career assist to become the 42nd player to reach this milestone.

February 6, 1995

Phil Housley of the Calgary Flames had two assists, including his 600th, in a 5-4 loss to the Winnipeg Jets.

April 4, 1995

Neal Broten of the New Jersey Devils recorded one assist in a 1-1 tie with the Tampa Bay Lightning to reach the 600-assist plateau.

April 8, 1995

Adam Oates of the Boston Bruins, in a 5-1 win over the Tampa Bay Lightning, became the 45th player in NHL history to record 600 assists.

NHL Milestone Awards are presented in recognition of 400 goals, 600 assists, 1,000 points and 1,000 games played. Goaltenders are eligible for Milestone Awards for 500 games played and 25 shutouts. Coaches are recognized for coaching 750 games.



Mike Ramsey: 1,021 games over 16 seasons

1000 POINTS

February 7, 1995

Joe Mullen of the Pittsburgh Penguins had two goals and two assists in a 7-3 victory over the Florida Panthers to reach and then surpass the 1,000-point plateau. In doing so, Mullen became the first American-born player to reach this NHL milestone.

March 8, 1995

Steve Larmer of the New York Rangers, in a 6-4 win over the New Jersey Devils, had one goal and three assists to become the 43rd player to record 1,000 NHL career points.

1000 GAMES

February 11, 1995

Jari Kurri of the Los Angeles Kings appeared in his 1,000th game in a 5-2 win at Toronto to become the 98th player, just the second European (Borje Salming), to reach this NHL milestone.

February 20, 1995

Mike Ramsey of the Detroit Red Wings played in his 1,000th NHL game in a 4-2 win at Toronto.

February 26, 1995

Gaetan Duchesne, while with the San Jose Sharks, reached the 1,000-game mark in a 5-1 loss to the Vancouver Canucks.

March 28, 1995

Dino Ciccarelli of the Detroit Red Wings, in a 6-4 victory over the Mighty Ducks of Anaheim, became the 101st NHL player to appear in 1,000 regular-season games.

April 16, 1995

Ron Francis of the Pittsburgh Penguins played in his 1,000th career game at Philadelphia, a 4-3 loss in overtime.

April 20, 1995

Steve Larmer of the New York Rangers recorded his 1,000th career game in a 3-2 win over the Hartford Whalers.

April 28, 1995

Neal Broten of the New Jersey Devils appeared in his 1,000th game in a 3-1 win over the Florida Panthers.

April 30, 1995

Jay Wells of the New York Rangers became the 105th player in League history to appear in 1,000 games in a 2-0 win at Philadelphia.



Joe Mullen: 1,026 points in 14 NHL seasons

25 SHUTOUTS

February 7, 1995

Ed Belfour of the Chicago Blackhawks, in a 3-0 victory at Anaheim, became the 38th goaltender in NHL history to record 25 career shutouts.

500 GAMES

February 20, 1995

Patrick Roy of the Montreal Canadiens became the 31st goaltender in League history to appear in 500 games in a 3-2 overtime win over the New York Islanders.

750 GAMES

March 20, 1995

Mike Keenan of the St. Louis Blues coached his 750th game, a 5-3 loss at Los Angeles, to become the 16th coach to reach this NHL milestone.



Jay Wells: 1,001 games over 16 seasons



You've always got time for Tim Hortons



1994-95 STATISTICS

FINAL TEAM STANDINGS

ATLANTIC DIVISION							
TEAM	GP	W	L	T	GF	GA	PTS
PEI SENATORS	80	41	31	8	305	271	90
ST. JOHN'S	80	33	37	10	263	263	76
FREDERICTON	80	35	40	5	274	288	75
SAINT JOHN	80	27	40	13	250	286	67
CAPE BRETON	80	27	44	9	298	342	63

NORTHERN DIVISION							
TEAM	GP	W	L	T	GF	GA	PTS
ALBANY	80	46	17	17	293	219	109
PORTLAND	80	46	22	12	333	233	104
PROVIDENCE	80	39	30	11	300	268	89
ADIRONDACK	80	32	38	10	271	294	74
SPRINGFIELD	80	31	37	12	269	289	74
WORCESTER	80	24	45	11	234	300	59

SOUTHERN DIVISION							
TEAM	GP	W	L	T	GF	GA	PTS
BINGHAMTON	80	43	30	7	302	261	93
CORNWALL	80	38	33	9	236	248	85
HERSHEY	80	34	36	10	275	300	78
ROCHESTER	80	35	38	7	300	304	77
SYRACUSE	80	29	42	9	288	325	67

INDIVIDUAL SCORING LEADERS

PLAYER	TEAM	GP	G	A	PTS
PETER WHITE	CAPE BRETON	65	36	69	105
STEVE LAROCHE	PEI SENATORS	70	53	48	101
ANDREW MCKIM	ADIRONDACK	77	39	55	94
RALPH INTRANUOVO	CAPE BRETON	70	47	93	92
BRETT HARKINS	PROVIDENCE	80	23	49	93
TODD SIMON	ROCHESTER	69	25	65	90
MICHEL PICARD	PEI SENATORS	57	32	57	89
MITCH LAMOREUX	HERSHEY	76	39	46	85
JEFF NELSON	PORTLAND	64	33	50	83
SHAWN MCCOSH	BINGHAMTON	67	23	60	83
ROBERT PETROVICH	SPRINGFIELD	74	30	52	82
MARK GREIG	SAINT JOHN	67	31	50	81
STEVE SULLIVAN	ALBANY	75	31	50	81
CORY STILLMAN	SAINT JOHN	63	28	53	81
ANDREW BRUNETTE	PORTLAND	79	30	50	80
BILL H. ARMSTRONG	ALBANY	76	32	47	79
ALEXI KUDASHOV	ST. JOHN'S	75	25	54	79
DAN KESA	SYRACUSE	70	34	44	78
JEAN-YVES ROY	BINGHAMTON	67	41	36	77
CHRIS JENSEN	PORTLAND	67	35	42	77
LONNY BOHONOS	SYRACUSE	67	30	45	75
PAVOL DEMITRA	PEI SENATORS	61	26	48	74
JOHN LeBLANC	SPRINGFIELD	65	39	34	73
WAYNE NORRIS	CORNWALL	60	30	43	73
BRANDON CONVERY	ST. JOHN'S	76	34	37	71

GOALTENDING LEADERS

PLAYER	TEAM	GP	W	AVG SV%
COREY SCHWAB	ALBANY	45	25	259/906
GARTH SNOW	CORNWALL	62	32	273/900
JIM CAREY	PORTLAND	55	30	276/909
MIKE DUNHAM	ALBANY	35	20	280/898
SCOTT BAILEY	PROVIDENCE	52	25	300/900
MARCEL COUSINEAU	ST. JOHN'S	58	22	307/905
J.F. LABBE	PEI SENATORS	32	13	310/906
COREY HIRSCH	BINGHAMTON	57	31	311/894
PATRICK LABRECQUE	FREDERICTON	35	15	326/895
LES KUNTAR	HERSHEY	56	21	327/896
JAMIE RAM	BINGHAMTON	26	12	330/894
BRUCE RACINE	ST. JOHN'S	27	11	342/891
WAYNE ROLOSON	SAINT JOHN	46	16	342/900
ERIC RAYMOND	ROCHESTER	29	13	347/891
JASON MUZZATTI	SAINT JOHN	31	10	348/892
MARTIN BROCHU	FREDERICTON	44	18	351/894
WAYNE CROWEY	WORCESTER	45	11	353/885
KENNY HODSON	ADIRONDACK	51	19	354/897
MANNY LEGACE	SPRINGFIELD	39	12	354/887
NORM MARACLE	ADIRONDACK	39	12	357/896

CALDER CUP CHAMPIONSHIP

MAY 20	FREDERICTON	3	AT	ALBANY	4
MAY 21	FREDERICTON	3	AT	ALBANY	4
MAY 23	ALBANY	4	AT	FREDERICTON	1
MAY 26	ALBANY	3	AT	FREDERICTON	0

(ALBANY WON SERIES 4-0)

PLAYOFF SCORING LEADERS

PLAYER	TEAM	GP	G	A	PTS
TIM SWEENEY	PROVIDENCE	13	8	17	25
BRETT HARKINS	PROVIDENCE	13	8	14	22
GRIGORI PANTELEEV	PROVIDENCE	13	8	11	19
ROBERT GUILLET	FREDERICTON	17	10	6	16
WAYNE NORRIS	CORNWALL	12	7	8	15
MATT RUCHTY	ALBANY	14	9	5	14
STEPHANE YELLE	CORNWALL	13	7	7	14
GASTON GINGRAS	FREDERICTON	17	2	12	14
SERGE ZHOLTOV	PROVIDENCE	13	8	5	13
DONALD BRASHEAR	FREDERICTON	17	5	12	12
SHAWN MCCOSH	BINGHAMTON	8	3	9	12
XAVIER MAJIC	FREDERICTON	17	3	9	12

PLAYOFF GOALTENDING LEADERS

PLAYER	TEAM	GP	W	AVG SV%
GARTH SNOW	CORNWALL	8	4	2.09/944
PATRICK LABRECQUE	FREDERICTON	16	10	2.48/911
WAYNE ROLOSON	SAINT JOHN	5	1	2.61/897
JAMIE RAM	BINGHAMTON	11	6	2.62/916
MIKE GREENLAY	HERSHEY	5	2	2.66/916
COREY SCHWAB	ALBANY	7	6	2.68/904
MIKE BALES	PEI SENATORS	9	6	2.72/925
MIKE DUNHAM	ALBANY	7	6	2.86/895
RICH SHULMISTRA	CORNWALL	8	4	2.95/910

FIRST ALL-STAR TEAM

GOAL:	JIM CAREY, Portland Pirates
DEFENCE:	JEFF SEROWIK, Providence Bruins
DEFENCE:	KEVIN DEAN, Albany River Rats
CENTRE:	STEVE LAROCHE, P.E.I. Senators
LEFT WING:	MICHEL PICARD, P.E.I. Senators
RIGHT WING:	WAYNE NORRIS, Cornwall Aces

SECOND ALL-STAR TEAM


GOAL:	COREY SCHWAB, Albany River Rats
DEFENCE:	DARREN RUMBLE, P.E.I. Senators
DEFENCE:	MIKE HURLBUT, Cornwall Aces
CENTRE:	PETER WHITE, Cape Breton Oilers
LEFT WING:	ANDREW BRUNETTE, Portland Pirates
RIGHT WING:	RALPH INTRANUOVO, Cape Breton Oilers

AWARD WINNERS

LES CUNNINGHAM AWARD (most valuable player)
STEVE LAROCHE, P.E.I. Senators
ALDEGE "BAZ" BASTIEN AWARD (top goaltender)
JIM CAREY, Portland Pirates
EDDIE SHORE AWARD (best defenceman)
JEFF SEROWIK, Providence Bruins
DUDLEY "RED" GARRETT AWARD (top rookie)
JIM CAREY, Portland Pirates
JOHN B. SOLLENBERGER AWARD (leading scorer)
PETER WHITE, Cape Breton Oilers
HARRY "HAP" HOLMES AWARD (lowest goals against average)
COREY SCHWAB and MIKE DUNHAM, Albany River Rats

FRED T. HUNT MEMORIAL AWARD (sportsmanship, determination, dedication)
STEVE LAROCHE, P.E.I. Senators
LOUIS A.R. PIERI AWARD (outstanding coach)
ROBBIE FTOREK, Albany River Rats

BUTTERFIELD TROPHY (most valuable player - playoffs)
MIKE DUNHAM and COREY SCHWAB, Albany River Rats



Dwayne Norris: 73 points with Cornwall

1994-95 TEAM STATISTICS

ADIRONDACK RED WINGS

PLAYER	GP	G	A	PTS	+/-	PIM
ANDREW MCKIM	77	39	55	94	-15	22
JASON MILLER	77	32	33	65	-3	39
MIKE CASSELMAN	60	17	43	60	-8	42
JOE FREDERICK	71	27	28	55	1	124
MARTIN LAPOINTE	39	29	16	45	12	80
KURT MILLER	78	22	18	40	-9	45
JASON MACDONALD	68	14	21	35	-18	238
AARON WARD	76	11	24	35	-2	87
SYLVAIN CLOUTIER	71	7	26	33	-2	144
CHRIS GOVEDARIS	24	19	11	30	-11	34
SCOTT HOLLIS	48	12	15	27	4	118
JEFF BLOMBERG	44	5	19	24	-5	10
TROY NEUMER	60	4	17	21	-3	26
CURTIS BOWEN	64	6	11	17	-1	71
TODD HARTJE	31	6	10	16	-13	33
JASON GLADNEY	44	3	13	16	-3	65
LEV BERDICHEVSKY	38	4	9	13	-7	28
JAMIE PUSHOR	58	2	11	13	-12	129
GORD KRUPPKE	48	2	9	11	-7	157
SERGEI BAUTIN	32	0	10	10	-12	57
YAN GOLUBOVSKY	57	4	2	6	-5	39
DMITRI MOTKOV	31	1	5	6	8	49
DARREN BANKS	20	3	2	5	-2	65
JASON YORK	5	1	3	4	0	4
BRANDON SMITH	14	1	2	3	3	7
MARK GREEN	4	0	3	3	2	0
LORNE KNAUFF	2	0	1	1	-1	6
DARREN PERKINS	4	0	1	1	-2	0
MURRAY EAVES	4	0	1	1	-1	0
CAM BROWN	10	0	1	1	-2	30
TODD WALKER	1	0	0	0	0	0
TIM SPITZIG	2	0	0	0	0	0
MIKE LATENDRESSE	2	0	0	0	0	0
CLARK POLGLASE	3	0	0	0	-2	7
STEVE ROEST	3	0	0	0	0	0
MARK FERNER	3	0	0	0	-5	2
DEREK GRANT	4	0	0	0	-1	15
GOALTENDER	GP	W	L	T	AVG	SPCT
CHRIS OSGOOD	2	1	1	0	3.00	.908
KEVIN HODSON	51	19	22	8	3.54	.897
NORM MARACLE	32	12	15	2	3.57	.896
TOTALS	80	32	38	10	3.63	.894

ALBANY RIVER RATS

PLAYER	GP	G	A	PTS	+/-	PIM
STEVE SULLIVAN	75	31	50	81	41	124
BILL H. ARMSTRONG	76	32	47	79	31	115
ROB CONN	68	35	32	67	19	76
SCOTT PELLERIN	74	23	33	56	14	95
SERGEI BRYLIN	63	19	35	54	8	78
MATT RUCHTY	78	26	23	49	28	348
CURT REGNIER	70	20	26	46	3	34
PASCAL RHEAUME	78	19	25	44	17	46
REID SIMPSON	70	18	25	43	12	268
BRYAN HELMER	77	7	36	43	17	101
KEVIN DEAN	68	5	37	42	17	66
MIKE VUKONICH	61	16	14	30	9	16
BRAD BOMBARDIR	75	5	22	27	21	22
CHRIS MCPALINE	48	4	18	22	24	49
BRIAN ROLSTON	18	9	11	20	-3	10
CALE HULSE	77	5	13	18	5	215
GEORGE KINNEAR	68	5	11	16	31	136
JAROSLAV MOODY	18	5	6	11	11	14
BOBBY HOUSE	26	4	7	11	6	12
CHAD QUENNENVILLE	8	1	5	6	4	0
STEVE BRULE	3	1	4	5	2	0
VADIM SHARIFIANOV	1	1	1	2	2	0
KRYSZTOF OLIWA	20	1	1	2	-2	77
SHELDON SOURAY	7	0	2	2	-5	8
JASON SMITH	7	0	2	2	5	15
BOB HARRISON	2	1	0	1	1	2
TODD REIDEN	2	0	1	1	0	2
DEAN MALKOC	9	0	1	1	3	52
DAVID EMMA	1	0	0	0	0	0
BRETT DUNCAN	3	0	0	0	0	0
TODD PERSON	3	0	0	0	2	0
GOALTENDER	GP	W	L	T	AVG	SPCT
CHAD ERICKSON	1	1	0	0	2.00	.939
COREY SCHWAB	45	25	10	9	2.59	.906
MIKE DUHAM	35	20	7	8	2.80	.898
TOTALS	80	46	17	17	2.68	.903

Peter White: 36 goals and 105 points with Cape Breton as League's scoring leader

BINGHAMTON RANGERS

PLAYER	GP	G	A	PTS	+/-	PIM
SHAWN MCCOSH	67	23	60	83	9	73
JEAN-YVES ROY	67	41	36	77	14	28
CRAIG DUNCANSON	62	21	43	64	15	105
DAVE SMITH	77	20	40	60	26	225
BARRY RICHTER	73	15	41	56	21	54
KEN GERARDIN	80	28	25	53	34	24
DARCY WERENKA	73	17	29	46	3	12
DMITRI STAROSTENKO	69	19	22	41	5	40
JEFF NIELSEN	76	24	13	37	0	139
ANDREI KUDINOV	65	14	22	36	-3	45
JAN HILLER	49	15	13	28	7	44
MICHAEL STEWART	68	6	21	27	11	43
MIKE MCLAUGHLIN	60	10	16	26	9	27
PETER FIORENTINO	66	9	16	25	19	183
DARREN LANGDON	55	6	14	20	5	296
MATTIAS NORSTROM	63	9	10	19	-1	91
SCOTT MALONE	48	3	14	17	14	85
BRAD RUBACHUK	30	6	8	14	-3	54
ROB KENNY	17	2	9	11	6	32
JOBY MESSIER	25	2	9	11	13	36
CHRIS FERRARO	13	6	4	10	6	38
PETER FERRARO	12	2	6	8	7	67
SHAWN REID	18	3	4	7	7	8
ERIC CAIRNS	27	0	3	3	5	134
SYLVAIN BLOUIN	10	1	0	1	-7	46
ANDY SILVERMAN	5	0	1	1	0	2
DAVE KOMAROV	2	0	0	0	0	2
JAN BENDA	4	0	0	0	-1	0
GOALTENDER	GP	W	L	T	AVG	SPCT
COREY HIRSCH	57	31	20	5	3.11	.894
JAMIE RAM	26	12	10	2	3.30	.894
TOTALS	80	43	30	7	3.23	.892

CAPE BRETON OILERS

PLAYER	GP	G	A	PTS	+/-	PIM
PETER WHITE	65	36	69	105	-5	30
RALPH INTRAMUOVO	70	46	47	93	-6	62
DAVID VYBORNYY	76	23	38	61	-12	30
JOZSEF CIERNY	73	28	24	52	-16	58
TODD MARCHANT	38	22	25	47	8	25
MIROSLAV SATAN	25	24	16	40	6	15
NICK STAJDUHAR	54	12	26	38	-4	55
BRAD ZAVISHA	62	13	20	33	-15	55
TYLER WRIGHT	70	16	15	31	-16	184
DAVID OLIVER	32	11	18	29	-2	8
GREG DE VRIES	77	5	19	24	-13	68
VLADIMIR VUTJEK	30	10	11	21	-12	30
MARTIN BAKULA	57	2	19	21	-2	38
SCOTT ALLISON	58	6	14	20	-2	104
DENNIS BONVIE	74	5	15	20	1	422
JOHN VAN KESSEL	38	8	9	17	-14	148
ROMAN OKSIUTA	25	9	7	16	-7	20
DARCY MARTINI	31	2	13	15	-15	75
IAN HERBERS	36	1	11	12	7	104
CLAUDE JUTRAS	25	6	5	11	-12	95
SCOTT FERGUSON	58	4	6	10	-7	103
LADISLAV BENYSEK	58	2	7	9	-13	54
BORIS MIRONOV	4	2	5	7	-2	23
DUANE DENNIS	28	2	4	6	-4	16
JOE MITTELSTEADT	37	2	3	5	-2	74
STEPHEN TEPPER	26	1	4	5	-2	16
ADAM BENNETT	10	0	3	3	10	6
GAIRIN SMITH	6	0	1	1	-1	16
BRENT POPE	9	0	1	1	0	25
MARC LAFORGE	18	0	1	1	-5	80
DOMINIC FAFAAD	1	0	0	0	0	0
CHAD DAMEWORTH	1	0	0	0	0	0
PAT BARTON	2	0	0	0	-1	0
GOALTENDER	GP	W	L	T	AVG	SPCT
STEVE PASSMORE	25	8	13	3	3.83	.890
GREG LOUDER	3	0	0	1	4.08	.833
JOAQUIN GAGE	54	17	28	5	4.13	.877
GEOFF FINCH	4	2	2	0	4.28	.874
ANDREW VERNER	1	0	1	0	8.00	.742
TOTALS	80	27	44	9	4.23	.871



1994-95 TEAM STATISTICS

CORNWALL ACES

PLAYER	GP	G	A	PTS	+/-	PIM
DWAYNE NORRIS	60	30	43	73	4	61
MIKE HURLBURT	74	11	49	60	-24	69
RENE CORBET	65	33	24	57	-1	79
FRANCOIS GROLEAU	73	7	36	43	-23	35
RYAN HUGHES	72	15	24	39	-16	48
PAUL BROUSSEAU	57	19	17	36	-6	29
PAXTON SCHULTE	74	14	22	36	6	217
ERIC VIELLEUX	70	13	23	36	-20	93
JANNE LAUKKANEN	55	8	26	34	4	41
STEPHANE YELLE	40	18	15	33	3	22
ED WARD	56	10	14	24	-21	118
BLAIR SCOTT	56	8	16	24	-9	108
AARON MILLER	76	4	18	22	-8	69
REGGIE SAVAGE	34	13	7	20	1	56
JON KLEMM	65	6	13	19	-12	84
DOUG FRIEDMAN	55	6	9	15	-2	56
CORY BANIK	56	3	11	14	-6	225
MIKE MOCKE	36	2	11	13	-5	24
KARSON KABEL	25	3	7	10	0	17
LANDON WILSON	8	4	4	8	1	25
JEFF PARROTT	65	2	5	7	8	99
CRAIG CHARRON	6	5	0	5	2	0
FRANCOIS LEROUX	18	5	0	5	-6	23
STEVE GIBSON	14	3	1	4	4	2
RICK KOWALSKY	9	2	1	3	-2	38
NORMANDESJARDINS	15	0	3	3	1	35
SEVER ROBERGE	73	0	3	3	-10	342
DAGD KARPA	6	0	2	2	0	19
BRENT BREKE	25	1	0	1	-9	24
S. CHARBONNEAU	1	0	1	1	1	0
MARK MATIER	3	0	1	1	-1	4
MIKE TAYLOR	7	0	1	1	-1	2
CHRIS PHELPS	3	0	0	0	-1	0
PASCAL TREPANIER	4	0	0	0	-2	9

GOALTENDER	GP	W	L	T	AVG	SPCT
GARTH SHOW	62	32	20	7	2.73	.900
RICH SNIEL	20	4	9	2	3.71	.868
PAUL KRAKE	7	2	4	0	4.01	.867
TOTALS	80	38	33	9	3.05	.889

FREDERICTON CANADIENS

PLAYER	GP	G	A	PTS	+/-	PIM
CRAIG DARBY	64	21	47	68	-14	82
CRAIG FERGUSON	80	27	35	62	-11	62
DAVID WILKIE	70	10	43	53	-19	34
JIM CAMPBELL	77	27	24	51	-9	103
VALERI BURE	45	23	25	48	-1	32
SCOTT FRASER	65	23	25	48	-14	36
YVES SARAUULT	69	24	21	45	-6	96
CRAIG CONROY	55	26	18	44	-5	29
CRAIG RIVET	78	5	27	32	-2	126
ROBERT GUILLET	48	14	15	29	-2	23
TURNER STEVENSON	37	12	12	24	-2	103
MARIO ROBERGE	28	8	12	20	4	91
DEREK MAGUIRE	52	6	14	20	-3	19
DONALD BRASHEAR	29	10	9	19	1	182
OLEG PETROV	17	7	11	18	-6	12
CHRIS MURRAY	55	6	12	18	-2	234
MARTIN SYCHRA	39	4	10	14	-3	4
BRENT BLODEAU	50	4	8	12	-7	146
CHRISTIAN PROULX	75	1	9	10	5	184
GASTON GINGRAS	19	3	6	9	-6	4
GERRY FLEMING	16	3	3	6	-4	60
XAVIER MAJIC	21	2	3	5	-6	4
BRADY KRAMER	6	3	0	3	2	7
LOUIS BERHARD	31	2	1	3	-16	34
TIM TESSALE	12	1	2	3	-5	0
BRAD LAYZELL	24	1	2	3	-7	8
CHRISTIAN LARIVIERE	32	1	1	2	-6	36
KEVIN O'SULLIVAN	22	0	2	2	-18	20
DION DARLING	51	0	2	2	0	153
ALEXANDRE DUCHESNE	1	0	0	0	0	2

GOALTENDER	GP	W	L	T	AVG	SPCT
PATRICK LABRECQUE	35	15	17	1	3.26	.895
MARTIN BROCHU	44	18	18	4	3.51	.894
MARC LAMOTHE	9	2	5	0	4.48	.873
TOTALS	80	35	40	5	3.57	.890

HERSHEY BEARS


PLAYER	GP	G	A	PTS	+/-	PIM
MITCH LAMOREUX	76	39	46	85	-7	112
CHRIS WINNES	78	26	40	66	-22	39
MIKE MCGHUGH	68	24	26	50	-28	102
MILOS HOLAN	55	22	27	49	12	75
VACLAV PROSPAL	69	13	32	45	-16	36
BRUCE COLES	51	16	25	41	13	73
ANDRE FAUST	55	12	28	40	-1	72
BOB WILKIE	50	9	30	39	0	46
BRAD ZAVISHA	71	16	20	36	-21	67
YANICK DUPRE	41	15	19	34	10	35
CLAYTON NORRIS	76	12	21	33	-2	287
SHAWN ANDERSON	31	9	21	30	-13	18
PAUL JERRARD	66	17	11	28	-9	118
ARIS BRIANIS	76	8	17	25	3	68
PHIL CROWE	46	11	6	17	-6	132
CHRIS THERIEN	34	3	13	16	-2	27
RICK BENNETT	64	6	9	15	-26	114
JIM MONTGOMERY	16	8	6	14	1	14
KEITH ACTON	12	5	7	12	0	58
JEFF FINLEY	36	2	9	11	-6	33
TRACY EGELAND	37	5	5	10	-7	83
JASON BOWEN	55	5	5	10	-5	116
RYAN SITTLER	42	2	7	9	-10	48
STEWART MALGUNAS	32	3	5	8	-3	28
VLAOISLAV BOULIN	52	1	7	8	-30	30
TERRAN SANOWITH	11	1	1	2	-4	32
DAN KORDIC	37	0	2	2	-1	121
DERIS METLYUK	7	1	0	1	-2	8
ROD HINKS	3	0	1	1	-2	0
ROB LEASK	15	0	1	1	-9	6
KARL DYKHUIS	1	0	0	0	-2	0
CHRIS HERPERGER	4	0	0	0	-4	0
JAN LIPIANSKY	7	0	0	0	-4	2

GOALTENDER	GP	W	L	T	AVG	SPCT
LECH KLINTAR	32	15	13	2	2.96	.908
SCOTT LAGRANDE	21	7	9	3	3.86	.873
NEIL LITTLE	19	5	7	3	3.91	.868
AARON ISRAEL	7	2	1	0	3.92	.843
MIKE GREENLAY	16	5	5	2	3.92	.881
DOMINIC ROUSSEL	1	0	1	0	5.07	.865
TOTALS	80	34	36	10	3.70	.881

P.E.I. SENATORS

PLAYER	GP	G	A	PTS	+/-	PIM
STEVE LAROCHE	70	53	48	101	29	54
MICHEL PICARD	57	32	57	89	26	58
PAVOL OMETRITA	61	26	48	74	20	23
GREG PANKIEWICZ	75	37	30	67	16	161
DARREN RUMBLE	70	7	46	53	45	77
COREY FOSTER	78	13	34	47	11	61
DANIEL GUERARD	68	20	22	42	9	95
BRUCE GARDINER	72	17	20	37	13	132
CHAO PENNEY	66	16	16	32	1	19
TRENT MCCLEARY	51	9	20	29	7	60
LANCE PITLUCK	61	8	19	27	17	55
JASON ZENT	55	15	11	26	9	46
DIMITRI FILIMONOV	32	6	19	25	16	14
DAVID SAVOIE	59	9	14	23	10	67
CLAUDE BOVIN	22	10	9	19	9	89
PATRICK TRAVERSE	70	5	13	18	-7	19
FRANCOIS LEROUX	45	4	14	18	21	137
DARCY SIMON	65	4	10	14	-6	220
GUY GADOWSKY	38	4	5	9	0	12
GREG SPENRATH	58	3	5	8	0	216
TROY MALLETT	5	1	5	6	0	9
BARRY MCKINLAY	8	1	5	6	0	0
ANDY SCHNEIDER	10	1	5	6	1	25
SCOTT LEVIN	6	0	4	4	-5	14
STEVE PARSON	8	2	1	3	-2	0
DARREN PERKINS	26	0	3	3	1	56
JASON FIRTH	4	1	0	1	-1	2
CHRIS ROWLAND	8	1	0	1	-4	5
DAN BROWN	1	0	1	1	0	0
BRUCE RAMSAY	2	0	1	1	1	10
COSMO DU PAUL	3	0	1	1	1	2
RADEK HAMR	7	0	1	1	-3	2
CHRIS HYNIES	14	0	1	1	-1	4
JEAN BLOUIN	1	0	0	0	0	0
MEL ANGELSTAO	3	0	0	0	0	16

GOALTENDER	GP	W	L	T	AVG	SPCT
LANCE LESLIE	1	0	0	1	1.85	.946
PATRICK CHARBONNEAU	2	0	0	2	2.00	.955
DARRIN MADELEY	3	1	1	1	2.59	.916
JEAN-FRANCOIS LABBE	32	13	14	3	3.10	.906
MIKE BALES	45	25	16	3	3.62	.893
TOTALS	80	41	31	8	3.35	.901



Jeff Serowik: 28 goals, 62 points and plus one in 78 games on Providence blueline

1994-95 TEAM STATISTICS

PORTLAND PIRATES

PLAYER	GP	G	A	PTS	+/-	PIM
JEFF NELSON	64	33	50	83	22	57
ANDREW BRUNETTE	79	30	50	80	11	53
CHRIS JENSEN	67	35	42	77	3	89
MARTIN GENDRON	72	36	32	68	16	54
NORM BATHERSON	77	27	34	61	34	64
JASON CHRISTIE	71	20	40	60	32	30
STEFAN USTORF	63	21	38	59	28	51
MIKE BOBACK	32	14	36	50	23	20
TODD NELSON	75	10	35	45	18	76
SERGEI GONCHAR	61	10	32	42	39	67
KEVIN KAMINSKY	34	15	20	35	9	292
STEVE POAST	71	8	22	30	41	60
KENT HULST	29	10	17	27	4	80
DARCY MARTINI	53	5	19	24	-13	103
DARREN MACLAUSLAND	46	12	9	21	19	33
KERRY CLARK	57	9	12	21	18	282
CHRIS LONGO	57	8	13	21	5	33
SERGEI TERYSHNY	55	0	17	17	33	12
JOHN SLANEY	8	3	10	13	8	4
KEN KLEE	49	5	12	12	12	89
BRIAN CURRAN	59	2	10	12	16	328
JIM MATHESON	35	5	10	16	119	118
JASON ALLISON	8	5	4	1	2	2
S. CHARBONNEAU	8	3	6	9	8	0
DARREN BANKS	32	4	4	8	2	103
SCOTT HUMENIUK	8	3	1	4	5	30
STEVE GIBSON	12	3	1	4	4	2
PAT PEAKE	5	1	3	4	2	2
JOHN BYCE	6	1	1	2	-2	2
ALEXANDER ALEXEEV	2	0	2	2	1	4
JOHN VARGA	2	0	1	1	0	0
MATT MALLGRAVE	3	0	1	1	1	0
TREVOR HALVERSON	5	0	1	1	2	9
BRIAN GOUDIE	9	0	1	1	-1	35
JUSTIN HOCKING	16	0	1	1	3	58
SCOTT MATUSOVICH	4	0	0	0	1	6
GOALTENDER	GP	W	L	T	AVG	SPCT
OLAF KDLZIG	2	1	0	1	1.44	952
JIM CAREY	55	30	14	11	2.76	909
BYRON DAFEE	6	5	0	0	2.91	920
ANDRE RACOT	19	10	7	0	2.94	900
MIKE PARSON	1	0	1	0	8.01	750
TOTALS	80	46	22	12	2.88	906

PROVIDENCE BRUINS

PLAYER	GP	G	A	PTS	+/-	PIM
BRETT HARKINS	80	23	69	92	14	32
FRED KNIPSCHER	71	29	34	63	15	81
JEFF SEROWIK	78	28	34	62	1	102
SANDY MOGER	63	32	29	61	23	105
GUY LAROSE	68	25	33	58	-4	93
SERGEI ZHOLTOK	78	23	35	58	9	42
TIM TOOKEY	50	14	30	44	11	28
GRIGORI PANTELEEV	70	20	23	43	7	36
CLAYTON BEDDOES	65	16	20	36	3	39
PETER LAVIOLETTE	65	7	23	30	11	84
DANIEL LACROIX	40	15	11	26	4	266
CAM STEWART	31	13	11	24	3	38
PHILIP VON STEFENELLI	75	6	13	19	11	93
MIKE BODNARCHUK	40	15	19	3	-22	22
DENIS CHERVYAKOV	65	1	18	19	2	130
JON PRATT	44	12	6	18	5	84
MARC POTVIN	21	4	14	18	4	31
ALEX NIKOLIC	57	6	8	14	2	229
JEFF WELLS	51	3	11	14	0	23
BILL C. ARMSTRONG	75	3	10	13	16	244
DARREN STOLK	23	3	6	9	8	13
PAUL STANTON	8	4	4	8	4	4
ANDREI SAPOZHNIKOV	19	1	5	6	4	23
TIM SWEENEY	2	2	2	4	0	0
DAVE REID	7	3	0	3	1	0
JON ROHLFF	4	2	1	3	0	6
KURT SEHER	15	0	3	3	2	4
DAVIS PAYNE	2	1	0	1	1	0
JOHN GRUDEN	1	0	1	1	0	0
CLAUDE FILLION	1	0	0	0	0	0
DEREK EBERLE	1	0	0	0	-1	0

PLAYER	GP	G	A	PTS	+/-	PIM
ALEXANDER KERCH	1	0	0	0	0	15
HOWIE ROSENBLATT	3	0	0	0	0	7
STEVE NORTON	6	0	0	0	-3	2
GOALTENDER	GP	W	L	T	AVG	SPCT
ROB TALLAS	2	1	0	0	2.90	867
SCOTT BAILEY	52	25	16	9	3.00	900
BLAINE LACHER	1	0	1	0	3.03	880
JOHN BLUE	10	6	3	0	3.11	888
DANIEL BERTHAUME	2	0	1	1	3.32	870
EVGENY RYABCHIKOV	14	6	3	1	3.49	879
CHAD ERICKSON	7	1	6	0	5.63	808
TOTALS	80	39	30	11	3.30	886

ROCHESTER AMERICANS

PLAYER	GP	G	A	PTS	+/-	PIM
TODD SIMON	69	25	65	90	-21	78
VIKTOR GORDIUK	63	31	30	61	8	36
SCOTT METCALFE	63	19	36	55	8	216
MATTHEW BARNABY	56	21	29	50	7	274
JASON DAWE	44	27	19	46	-12	24
SCOTT THOMAS	55	21	25	46	2	115
DOUG MACDONALD	58	21	25	46	6	73
MIKHAIL VOLKOV	56	17	27	44	6	52
PHILIPPE BOUCHER	43	14	27	41	-1	26
JIM WIEMER	45	9	29	38	-8	74
JASON YOUNG	51	18	17	35	-7	80
MARK ASTLEY	46	5	24	29	-10	49
SERGEI PETRENKO	43	12	16	28	4	16
SCOTT NICHOL	71	11	16	27	-12	136
PETER AMBROZIAK	46	14	11	25	2	35
TOYMEI WETH	56	4	17	21	-3	32
MARK KRYVS	70	3	16	19	15	113
TODD COPELAND	77	4	12	16	1	152
PAUL RUSHFORTH	25	8	6	14	2	10
DEAN MELANSON	43	4	7	11	2	84
JODY GAGE	23	4	5	9	-10	20
ERIC GERMAIN	18	1	7	8	1	13
MIKE BAVIS	27	3	4	7	-9	100
DAVID COOPER	21	2	4	6	-6	48
MIKE BARRIE	16	1	3	4	0	40
LORNE KNAUF	7	0	3	3	3	14
SCOTT BOSTON	16	1	1	2	-5	6
KEVIN MCCLELLAND	22	0	2	2	-4	93
DON MARTIN	1	0	1	1	2	2
CHRIS FRY	5	0	1	1	0	2
JACQUES MAILHOT	1	0	0	0	-1	0
BRUCE SHOBOTTOM	1	0	0	0	-1	0
DOUG EVANS	2	0	0	0	-1	0
CAL BENAZIC	2	0	0	0	-4	0
SHAYNE WRIGHT	2	0	0	0	0	0

PLAYER	GP	G	A	PTS	+/-	PIM
SCOTT CAMPBELL	3	0	0	0	-2	15
BRIAN MCCARTHY	4	0	0	0	-2	5
SERGEI KLIMENTIEV	7	0	0	0	0	8
GOALTENDER	GP	W	L	T	AVG	SPCT
ERIC RAYMOND	29	13	10	4	3.47	891
MARKUS KETTERER	47	19	20	3	3.60	886
STEVE SHIELDS	13	3	8	0	4.72	830
TOTALS	80	35	38	7	3.76	879

SAINT JOHN FLAMES

PLAYER	GP	G	A	PTS	+/-	PIM
MARK GREIG	67	31	50	81	-15	82
CORY STILLMAN	63	28	53	81	-21	70
NEIL EISENHUT	75	16	39	55	-5	30
VESA VIITAKOSKI	56	17	26	43	-22	8
LEN ESAU	54	13	27	40	-21	73
FRANCOIS GROLEAU	65	6	34	40	-22	28
SCOTT MORROW	64	18	21	39	-1	105
RYAN DUTHIE	72	18	21	39	-16	70
MIKE MURRAY	65	8	27	35	0	53
ED WARD	67	14	19	33	-16	138
TODD HLUSHKO	46	22	10	32	-15	36
BOBBY MARSHALL	77	7	24	31	-8	62
JOEL BOUCHARD	77	6	25	31	2	63
DALE KUSHNER	38	13	10	23	0	97
BARRY NIECKAR	65	8	7	15	9	491
NIKLAS SUNDBLOD	72	9	5	14	-13	151
TODD SIMPSON	80	3	10	13	-13	321
KRZYSZTOF OLIVA	34	2	5	7	-6	156
SAMI HELENIUS	69	2	5	7	-3	217
DAVID ST. PIERRE	17	4	2	6	-2	0
JEFF PERRY	28	4	2	6	-1	128
DENNIS PURDIE	12	4	1	5	-7	11
NICOLAS PERREAU	36	3	2	5	-8	46
CHRIS GUTZMAN	12	2	2	4	3	4
TRAVIS THIESSEN	9	1	2	3	-2	12
JEFF SEBASTIAN	11	1	1	2	4	0
JOHN PORCO	3	1	0	1	1	2
DAVID STRUCH	7	0	1	1	1	4
BRIAN CARUSO	1	0	0	0	1	2
ROB MOFFAT	1	0	0	0	0	0
DAVE CAMERON	1	0	0	0	0	0
PATRICK BISILLON	1	0	0	0	-4	0
LADISLAV KOHN	1	0	0	0	1	0
GOALTENDER	GP	W	L	T	AVG	SPCT
ANDREI TREFILOV	7	1	5	1	3.13	915
DWAYNE ROLOSON	46	16	21	8	3.42	900
JASON MUZZATTI	31	10	14	4	3.48	892
TOTALS	80	27	40	13	3.52	895



Steve Sullivan: 31 goals and 81 points in 75 games with Albany to lead rookie scoring

1994-95 TEAM STATISTICS

SPRINGFIELD FALCONS

PLAYER	GP	G	A	PTS	+/-	PIM
ROBERT PETROVICKY	74	30	52	82	-10	121
JOHN LeBLANC	65	39	34	73	-4	32
ROB MURRAY	78	16	38	54	-12	373
BRAD JONES	61	23	22	45	-12	47
JASON MCABIN	77	16	28	44	-11	92
MAREK MALIK	58	11	20	41	-1	91
KEVIN SMYTH	57	17	22	39	-9	72
RAVIL GUSMANOV	72	18	15	33	-11	14
MICHAEL GROSEK	45	10	22	32	-1	98
BOB WREN	61	16	15	31	5	118
MICHAEL STEWART	75	6	24	30	13	104
DALE JUNKIN	63	11	13	24	4	30
JIM STORM	33	11	11	22	5	29
OLEG MIKULCHIK	50	5	16	21	-4	59
LUCIANO BORSATO	22	9	11	20	0	14
JOHN STEVENS	79	5	15	20	-12	122
ARTO BLOMSTEN	27	3	16	19	8	27
SCOTT DANIELS	48	9	5	14	-3	270
RUSS ROMANIUK	17	5	7	12	6	29
STEVE YULE	61	1	10	11	-12	143
RICK BENNETT	34	3	5	8	-9	74
MIKE MULLER	64	2	5	7	-5	61
LEH HACHBORN	5	2	4	6	-2	2
SHAWN MCCOSH	18	2	3	5	-3	4
JEFF HOAD	11	2	4	4	0	33
MARK VIGSEAU	35	0	4	4	-6	94
JARRETT REID	8	1	2	3	-5	0
TIM ROBERTS	5	0	3	3	-4	0
BRAD DEAZELEY	26	2	0	2	-7	141
TED DRURY	2	0	1	1	-1	0
STEVE CHEREDARYK	3	0	1	1	0	0
IAN HEBERT	4	0	1	1	-2	2
CRAIG MARTIN	6	0	1	1	-5	21
DOUG SMITH	1	0	0	0	1	14
BRAD SMYTH	3	0	0	0	-1	7
GOALTENDER	GP	W	L	T	AVG	SPT
BRAD MULLAHLA	2	0	0	0	0.00	1,000
S. BEAUREGARD	24	10	11	3	3.17	892
MANNY LEGACE	39	12	17	6	3.54	887
NIKOLAI KHABIBULIN	23	9	9	3	3.87	874
CHAD ERICKSON	1	0	0	0	7.78	833
TOTALS	80	31	37	12	3.55	884

ST. JOHN'S MAPLE LEAFS

PLAYER	GP	G	A	PTS	+/-	PIM
ALEXEI KUDASHOV	75	25	54	79	5	17
BRANDON CONVEY	76	34	37	71	-20	43
PATRIK AUGUSTA	71	37	32	69	9	98
RICH CHERNOMAZ	77	24	45	69	-17	235
KELLY FAIRCHILD	53	27	23	50	1	51
STEFFON WALBY	70	23	23	46	6	30
JANNE GRONVALL	76	8	29	37	11	75
NATHAN DEMPSEY	74	7	30	37	19	91
DARBY HENDRICKSON	59	16	20	36	10	48
MARK KOLEVAR	65	12	18	30	6	62
GUY LEVEQUE	37	8	14	22	-4	31
TODD WARRINER	46	8	10	18	-12	22
MATT MARTIN	49	2	16	18	-3	54
MIKE SPEER	27	5	12	17	5	30
R. VANDENBUSSCHE	53	2	13	15	-3	239
GUY LEHOUX	77	4	9	13	-4	255
GORD KRUPPE	51	2	10	12	-3	163
KEN BELANGER	47	5	5	10	-15	246
KENNY JOHNSON	10	2	5	7	-4	2
DIXON WARD	6	3	3	6	-4	19
DAVID HARLOCK	58	0	6	6	-22	44
FRANK BIALOWAS	51	2	3	5	-14	277
ROBB MCINTYRE	19	4	0	4	3	4
MIKE WARE	1	2	0	2	1	0
STEVE BANCROFT	4	2	0	2	4	2
PAUL HOLDEN	6	1	1	2	-1	4
PAUL VINCENT	2	0	2	2	0	0
MIKE TAYLOR	4	0	1	1	-1	0
TERRY CHATRONI	5	0	1	1	-6	10
MARC CHUSSEY	11	0	1	1	2	24
TRENT CULL	43	0	1	1	0	53

PLAYER	GP	G	A	PTS	+/-	PIM
ERIC LACROIX	1	0	0	0	-2	2
ANDY SULLIVAN	1	0	0	0	-1	0
MARC AUSSEY	1	0	0	0	-1	0
BEAT EQUILINO	3	0	0	0	-2	0
WAYNE CLARK	3	0	0	0	0	0
JASON DENNOMIE	4	0	0	0	-1	0
JASON CIPOLLA	4	0	0	0	2	0
GOALTENDER	GP	W	L	T	AVG	SPT
MARCEL COUSINEAU	58	22	27	6	3.07	905
BRUCE RACINE	27	11	10	4	3.42	891
TOTALS	80	33	37	10	3.25	899

SYRACUSE CRUNCH

PLAYER	GP	G	A	PTS	+/-	PIM
DAN KESA	70	34	44	78	0	81
LONNY BOHONOS	67	30	45	75	-13	71
DANE JACKSON	78	30	28	58	-29	162
SCOTT WALKER	74	14	38	52	6	334
ROD STEVENS	78	21	21	42	-15	63
MARK WOTTON	75	12	29	41	-8	50
BRIAN LONEY	67	23	17	40	4	98
MIKE PECA	35	10	24	34	5	75
JOHN NAMESTNIKOV	59	11	22	33	-4	59
ADRIAN AUCTION	71	13	18	31	-14	52
ALEX STOJANOV	73	18	12	30	-6	270
YURI KUZNETSOV	54	10	17	27	-17	37
RICK GIRARD	26	10	13	23	-10	22
YANNICK DUBE	39	10	11	21	-9	8
DAVEY FLUREK	71	6	13	19	-23	46
NATHAN LAFAYETTE	27	9	9	18	-5	10
JASON FIRTH	24	5	13	18	-1	6
LIBOR POLASEK	45	2	8	10	-8	16
BRENT TULLY	63	6	3	9	-25	105
JASSEN CULLIMORE	33	2	7	9	4	66
MARC LAFORGE	57	1	6	7	-16	282
JOHN BADDUKE	44	6	0	6	-17	334
MICHAEL KRAVETS	7	2	2	4	-4	8
CAM DANYLUK	12	1	3	4	-4	19
TREVOR SIM	3	2	0	2	0	0
ARTUR OKTYABREV	7	1	1	2	-3	0
MARK CORNFORTH	2	0	1	1	0	2
JACQUE RODRIGUE	2	0	1	1	-2	0
NORM DEZAUNDE	6	0	1	1	-1	17
LARRY EMPEY	1	0	0	0	-2	0
LOUIS DUMONT	2	0	0	0	-1	0
DANNY BEAUREGARD	2	0	0	0	-1	15
TRAVIS TUCKER	2	0	0	0	-1	2
SHAWN HAINNAH	2	0	0	0	-2	2

PLAYER	GP	G	A	PTS	+/-	PIM
ROB TRUMBLY	3	0	0	0	1	12
MICHAEL WHITTON	4	0	0	0	0	5
JUSTIN HOCKING	7	0	0	0	-1	24
GOALTENDER	GP	W	L	T	AVG	SPT
MIKE FOUNTAIN	61	25	29	7	3.73	887
SERGEI KACHENKO	2	0	2	0	4.57	847
SONNY MIGNACCA	19	4	11	2	4.65	863
TOTALS	80	29	42	9	4.02	879

WORCESTER ICECATS

PLAYER	GP	G	A	PTS	+/-	PIM
DENIS CHALIFOUX	65	21	32	53	-10	32
SHAWN HEAPHY	70	23	28	51	-17	50
BLAIR ATCHEYNUM	55	17	29	46	-9	26
CAL MCGOWAN	64	22	21	43	4	28
MARK OUMET	61	13	29	42	-1	24
ROSS WILSON	70	17	24	41	6	62
TERRY VIRTUE	73	14	25	39	-13	186
DAVE BASEGGIO	72	10	28	38	-7	38
JASON WIDMER	73	8	28	34	-14	136
ROY MITCHELL	80	5	25	30	-2	97
JIM NESICH	77	7	21	28	-19	128
JOHN CARTER	64	18	9	27	-16	96
SEAN WHYTE	59	13	8	21	-19	76
DAVID HAAS	28	11	10	21	-8	88
JARRETT DEULING	63	11	8	19	-28	37
MARTIN MERCIER	39	8	10	18	-13	31
SHAUN KANE	77	1	14	15	-8	52
WALT PODDUBNY	34	7	6	13	-9	62
JIM BERMINGHAM	10	3	4	7	0	4
LINDSAY VALLIS	14	0	7	7	-10	28
YVES HEROUX	7	3	1	4	2	2
JASON WEINRICH	31	0	3	3	-5	21
BRAD MANSION	59	0	3	3	-20	210
MAXIM BETS	9	1	1	2	-2	6
BRIAN STRAUB	7	0	2	2	-10	39
MARK WOOLF	7	1	0	1	-8	0
CHRIS VALCEVIC	3	0	1	1	-2	2
LANCE BRADY	4	0	1	1	-2	0
CHRIS BRIGHT	1	0	0	0	0	4
B.J. MacPHERSON	2	0	0	0	-1	8
MARQUIS MATHEU	2	0	0	0	-2	0
GOALTENDER	GP	W	L	T	AVG	SPT
WAYNE COWLEY	45	11	25	6	3.53	885
LES KUNTAR	24	6	10	5	3.72	875
CHRIS GORDON	17	7	10	0	4.05	887
TOM COLE	1	0	0	0	4.23	867
TOTALS	80	24	45	11	3.69	883



Corey Schwab: 25 wins with .906 save percentage and League-best 2.59 average in 45 games

Presenting Gillette SensorExcel

With soft, flexible microfins for the closest shave ever.



Gillette brings you SensorExcel,[™] the next revolution in shaving closeness.

We started with Sensor's spring-mounted twin blades that adjust to your face.


Then we developed a remarkable innovation called microfins and placed them ahead of the blades. These soft flexible fins gently stretch your skin, causing your beard to spring upward so the blades



can shave you closer, with more comfort.

SensorExcel's responsive Flexgrip[™] handle and unique pivoting action give you superior maneuverability and control.

The result is the closest, most comfortable shave you've ever experienced. Get Gillette SensorExcel. And get closer than ever before.



Gillette

The Best a Man Can Get



Available at



1995-96 SCHEDULE

OCTOBER

VISITOR	HOME
Friday, October 6	
DETROIT	COLORADO
Saturday, October 7	
NY ISLANDERS	BOSTON
NY RANGERS	HARTFORD
TORONTO	PITTSBURGH
BUFFALO	OTTAWA
PHILADELPHIA	MONTREAL
*FLORIDA	NEW JERSEY
ST LOUIS	WASHINGTON
CALGARY	TAMPA BAY
DALLAS	WINNIPEG
CHICAGO	SAN JOSE
COLORADO	LOS ANGELES
Sunday, October 8	
CALGARY	FLORIDA
DETROIT	EDMONTON
Monday, October 9	
*BUFFALO	BOSTON
ANAHEIM	WINNIPEG
PITTSBURGH	COLORADO
DETROIT	VANCOUVER
Tuesday, October 10	
NY ISLANDERS	TORONTO
EDMONTON	ST LOUIS
CALGARY	DALLAS
CHICAGO	LOS ANGELES
Wednesday, October 11	
ANAHEIM	HARTFORD
WINNIPEG	NY RANGERS
WASHINGTON	PHILADELPHIA
MONTREAL	FLORIDA
BOSTON	COLORADO
Thursday, October 12	
WINNIPEG	NEW JERSEY
MONTREAL	TAMPA BAY
PITTSBURGH	CHICAGO
ST LOUIS	DALLAS
BOSTON	SAN JOSE
VANCOUVER	LOS ANGELES
Friday, October 13	
ANAHEIM	BUFFALO
COLORADO	WASHINGTON
OTTAWA	FLORIDA
EDMONTON	DETROIT
Saturday, October 14	
CHICAGO	HARTFORD
ANAHEIM	PITTSBURGH
NEW JERSEY	MONTREAL
PHILADELPHIA	NY ISLANDERS
TAMPA BAY	WASHINGTON
NY RANGERS	TORONTO
COLORADO	ST LOUIS
BOSTON	DALLAS
VANCOUVER	SAN JOSE
Sunday, October 15	
NEW JERSEY	BUFFALO
EDMONTON	PHILADELPHIA
OTTAWA	TAMPA BAY
NY ISLANDERS	FLORIDA
CALGARY	CHICAGO
DETROIT	WINNIPEG
LOS ANGELES	VANCOUVER
Monday, October 16	
HARTFORD	NY RANGERS
Tuesday, October 17	
NY RANGERS	NY ISLANDERS
EDMONTON	NEW JERSEY
CHICAGO	FLORIDA
SAN JOSE	TORONTO
CALGARY	DETROIT
BOSTON	ST LOUIS
WASHINGTON	DALLAS

TAMPA BAY	WINNIPEG
Wednesday, October 18	
EDMONTON	BUFFALO
WASHINGTON	COLORADO
PHILADELPHIA	LOS ANGELES
VANCOUVER	ANAHEIM
Thursday, October 19	
CALGARY	OTTAWA
DETROIT	NEW JERSEY
TAMPA BAY	CHICAGO
DALLAS	ST LOUIS
SAN JOSE	WINNIPEG
Friday, October 20	
PITTSBURGH	HARTFORD
NY RANGERS	BUFFALO
MONTREAL	NY ISLANDERS
LOS ANGELES	WASHINGTON
CALGARY	TORONTO
PHILADELPHIA	ANAHEIM
Saturday, October 21	
LOS ANGELES	PITTSBURGH
TORONTO	MONTREAL
OTTAWA	NEW JERSEY
HARTFORD	FLORIDA
*BOSTON	DETROIT
CHICAGO	ST LOUIS
TAMPA BAY	DALLAS
VANCOUVER	EDMONTON
Sunday, October 22	
ST LOUIS	BUFFALO
OTTAWA	NY RANGERS
PHILADELPHIA	CHICAGO
SAN JOSE	EDMONTON
WINNIPEG	ANAHEIM
Monday, October 23	
LOS ANGELES	MONTREAL
ANAHEIM	COLORADO
Tuesday, October 24	
VANCOUVER	NY RANGERS
FLORIDA	TORONTO
OTTAWA	DETROIT
BUFFALO	DALLAS
Wednesday, October 25	
ST LOUIS	HARTFORD
FLORIDA	MONTREAL
VANCOUVER	NEW JERSEY
NY ISLANDERS	PHILADELPHIA
COLORADO	CALGARY
WINNIPEG	SAN JOSE
Thursday, October 26	
BOSTON	BUFFALO
OTTAWA	NY ISLANDERS
PITTSBURGH	TAMPA BAY
NY RANGERS	CHICAGO
TORONTO	DALLAS
Friday, October 27	
MONTREAL	HARTFORD
ANAHEIM	ST LOUIS
BUFFALO	COLORADO
DETROIT	CALGARY
WINNIPEG	EDMONTON
Saturday, October 28	
HARTFORD	BOSTON
*FLORIDA	OTTAWA
CHICAGO	MONTREAL
PHILADELPHIA	NY ISLANDERS
PITTSBURGH	NEW JERSEY
WASHINGTON	TAMPA BAY
LOS ANGELES	TORONTO
WINNIPEG	VANCOUVER
*DALLAS	SAN JOSE
Sunday, October 29	
TORONTO	NY RANGERS
OTTAWA	PHILADELPHIA
BUFFALO	CHICAGO
WASHINGTON	ST LOUIS

CALGARY	ANAHEIM
Monday, October 30	
COLORADO	DALLAS
DETROIT	WINNIPEG
SAN JOSE	VANCOUVER
Tuesday, October 31	
MONTREAL	BOSTON
TAMPA BAY	PHILADELPHIA
NY ISLANDERS	FLORIDA
NEW JERSEY	EDMONTON
NY RANGERS	SAN JOSE
CALGARY	LOS ANGELES

NOVEMBER

Wednesday, November 1	
TAMPA BAY	PITTSBURGH
DETROIT	BUFFALO
MONTREAL	WASHINGTON
CHICAGO	DALLAS
TORONTO	WINNIPEG
CALGARY	COLORADO
EDMONTON	VANCOUVER
ST LOUIS	ANAHEIM
Thursday, November 2	
DETROIT	BOSTON
OTTAWA	HARTFORD
FLORIDA	PHILADELPHIA
NEW JERSEY	SAN JOSE
NY RANGERS	LOS ANGELES
Friday, November 3	
PITTSBURGH	BUFFALO
FLORIDA	WASHINGTON
NY ISLANDERS	TAMPA BAY
COLORADO	WINNIPEG
TORONTO	VANCOUVER
NY RANGERS	ANAHEIM
Saturday, November 4	
PHILADELPHIA	PITTSBURGH
HARTFORD	OTTAWA
BOSTON	MONTREAL
WASHINGTON	NY ISLANDERS
*DALLAS	DETROIT
VANCOUVER	CALGARY
TORONTO	EDMONTON
ST LOUIS	SAN JOSE
NEW JERSEY	LOS ANGELES
Sunday, November 5	
WINNIPEG	BUFFALO
HARTFORD	PHILADELPHIA
TAMPA BAY	FLORIDA
COLORADO	CHICAGO
NEW JERSEY	ANAHEIM
Monday, November 6	
CALGARY	NY RANGERS
Tuesday, November 7	
SAN JOSE	HARTFORD
VANCOUVER	NY ISLANDERS
BOSTON	WASHINGTON
PHILADELPHIA	FLORIDA
ANAHEIM	TORONTO
EDMONTON	DETROIT
LOS ANGELES	ST LOUIS
Wednesday, November 8	
SAN JOSE	BUFFALO
PITTSBURGH	OTTAWA
ANAHEIM	MONTREAL
TAMPA BAY	NY RANGERS
CALGARY	NEW JERSEY
LOS ANGELES	DALLAS
Thursday, November 9	
OTTAWA	BOSTON
CALGARY	PHILADELPHIA
EDMONTON	FLORIDA
VANCOUVER	CHICAGO
DALLAS	COLORADO
Friday, November 10	
NY ISLANDERS	NY RANGERS
EDMONTON	TAMPA BAY
WASHINGTON	TORONTO
WINNIPEG	ST LOUIS
PITTSBURGH	SAN JOSE
Saturday, November 11	
TORONTO	BOSTON
NY RANGERS	HARTFORD
*ANAHEIM	OTTAWA
ST LOUIS	NY ISLANDERS
*PHILADELPHIA	NEW JERSEY
CHICAGO	WASHINGTON
BUFFALO	FLORIDA
MONTREAL	CALGARY
COLORADO	VANCOUVER
DETROIT	SAN JOSE
PITTSBURGH	LOS ANGELES
Sunday, November 12	
*NEW JERSEY	PHILADELPHIA
BUFFALO	TAMPA BAY
EDMONTON	CHICAGO
MONTREAL	VANCOUVER
Monday, November 13	
LOS ANGELES	ANAHEIM
Tuesday, November 14	
DALLAS	PITTSBURGH
HARTFORD	NEW JERSEY
PHILADELPHIA	WASHINGTON
BOSTON	TAMPA BAY
TORONTO	FLORIDA
NY RANGERS	ST LOUIS
CHICAGO	WINNIPEG
EDMONTON	CALGARY
NY ISLANDERS	SAN JOSE
DETROIT	LOS ANGELES
Wednesday, November 15	
OTTAWA	HARTFORD
DALLAS	BUFFALO
MONTREAL	EDMONTON
COLORADO	ANAHEIM
Thursday, November 16	
NEW JERSEY	BOSTON
OTTAWA	PHILADELPHIA
TORONTO	TAMPA BAY
VANCOUVER	FLORIDA
NY RANGERS	CHICAGO
SAN JOSE	ST LOUIS
NY ISLANDERS	LOS ANGELES
Friday, November 17	
PITTSBURGH	WASHINGTON
SAN JOSE	DALLAS
NY RANGERS	WINNIPEG
COLORADO	CALGARY
DETROIT	EDMONTON
NY ISLANDERS	ANAHEIM
Saturday, November 18	
ST LOUIS	BOSTON
*PHILADELPHIA	HARTFORD
WASHINGTON	PITTSBURGH
OTTAWA	MONTREAL
BUFFALO	NEW JERSEY
VANCOUVER	TAMPA BAY
WINNIPEG	TORONTO
CALGARY	COLORADO
FLORIDA	LOS ANGELES
Sunday, November 19	
OTTAWA	BUFFALO
VANCOUVER	PHILADELPHIA
SAN JOSE	CHICAGO
FLORIDA	ANAHEIM
Monday, November 20	
HARTFORD	MONTREAL
COLORADO	EDMONTON
Tuesday, November 21	
WINNIPEG	BOSTON
PITTSBURGH	NY RANGERS

1995-96 SCHEDULE

LOS ANGELES PHILADELPHIA
SAN JOSE WASHINGTON
NEW JERSEY FLORIDA
ST LOUIS TORONTO
ANAHEIM CALGARY

Wednesday, November 22
MONTREAL HARTFORD
NY RANGERS PITTSBURGH
WINNIPEG OTTAWA
LOS ANGELES NY ISLANDERS
NEW JERSEY TAMPA BAY
SAN JOSE DETROIT
VANCOUVER DALLAS
CHICAGO COLORADO
ANAHEIM EDMONTON

Thursday, November 23
VANCOUVER ST LOUIS

Friday, November 24
*LOS ANGELES BOSTON
NY ISLANDERS BUFFALO
*DETROIT PHILADELPHIA
TAMPA BAY WASHINGTON
HARTFORD TORONTO
EDMONTON CALGARY
*CHICAGO ANAHEIM

Saturday, November 25
WASHINGTON HARTFORD
BUFFALO PITTSBURGH
BOSTON OTTAWA
COLORADO MONTREAL
TAMPA BAY NY ISLANDERS
DETROIT
TORONTO ST LOUIS
NEW JERSEY DALLAS
VANCOUVER SAN JOSE

Sunday, November 26
LOS ANGELES FLORIDA
EDMONTON WINNIPEG
CHICAGO CALGARY

Monday, November 27
NEW JERSEY NY RANGERS
LOS ANGELES TAMPA BAY
BUFFALO ST LOUIS

Tuesday, November 28
OTTAWA PITTSBURGH
COLORADO NY ISLANDERS
MONTREAL DETROIT
TORONTO WINNIPEG
CHICAGO EDMONTON

Wednesday, November 29
BUFFALO NY RANGERS
COLORADO NEW JERSEY
HARTFORD TAMPA BAY
PHILADELPHIA FLORIDA
MONTREAL ST LOUIS
CHICAGO VANCOUVER
CALGARY SAN JOSE
WASHINGTON ANAHEIM

Thursday, November 30
PITTSBURGH BOSTON
NY ISLANDERS OTTAWA
TORONTO PHILADELPHIA
ST LOUIS WINNIPEG
WASHINGTON LOS ANGELES

DECEMBER

Friday, December 1
FLORIDA PITTSBURGH
HARTFORD BUFFALO
COLORADO NY RANGERS
TAMPA BAY NEW JERSEY
ANAHEIM DETROIT
CALGARY EDMONTON
SAN JOSE VANCOUVER

Saturday, December 2
BUFFALO BOSTON
FLORIDA HARTFORD
NY RANGERS OTTAWA
DETROIT MONTREAL
NEW JERSEY NY ISLANDERS
TORONTO
CHICAGO WINNIPEG
ST LOUIS EDMONTON
WASHINGTON SAN JOSE
DALLAS LOS ANGELES

Sunday, December 3
BOSTON PHILADELPHIA
PITTSBURGH TAMPA BAY
CALGARY WINNIPEG
DALLAS COLORADO

Monday, December 4
ANAHEIM NY RANGERS

Tuesday, December 5
DALLAS BOSTON
PITTSBURGH NY ISLANDERS
FLORIDA WASHINGTON
OTTAWA TORONTO
PHILADELPHIA DETROIT
SAN JOSE COLORADO
ST LOUIS CALGARY
EDMONTON VANCOUVER

Wednesday, December 6
NY ISLANDERS HARTFORD
NEW JERSEY MONTREAL
CHICAGO NY RANGERS
ANAHEIM TAMPA BAY
WINNIPEG LOS ANGELES

Thursday, December 7
MONTREAL PITTSBURGH
TORONTO NEW JERSEY
BUFFALO PHILADELPHIA
ANAHEIM FLORIDA
DETROIT
OTTAWA CHICAGO
EDMONTON COLORADO
WINNIPEG SAN JOSE

Friday, December 8
WASHINGTON BUFFALO
DETROIT NY RANGERS
BOSTON TAMPA BAY
ST LOUIS VANCOUVER

Saturday, December 9
HARTFORD PITTSBURGH
COLORADO OTTAWA
NY RANGERS MONTREAL
*NY ISLANDERS NEW JERSEY
BOSTON FLORIDA
DALLAS TORONTO
VANCOUVER CALGARY
EDMONTON SAN JOSE
ST LOUIS LOS ANGELES

Sunday, December 10
TAMPA BAY BUFFALO
NY ISLANDERS PHILADELPHIA
HARTFORD CHICAGO
WASHINGTON WINNIPEG
EDMONTON ANAHEIM

Monday, December 11
DALLAS NY RANGERS
FLORIDA NEW JERSEY
COLORADO TORONTO
LOS ANGELES CALGARY

Tuesday, December 12
FLORIDA NY ISLANDERS
DETROIT ST LOUIS
MONTREAL WINNIPEG
OTTAWA SAN JOSE

Wednesday, December 13
TAMPA BAY HARTFORD
COLORADO BUFFALO
BOSTON NY RANGERS
CHICAGO DETROIT
CALGARY DALLAS
VANCOUVER EDMONTON
OTTAWA LOS ANGELES
PITTSBURGH ANAHEIM

Thursday, December 14
FLORIDA BOSTON

TAMPA BAY PHILADELPHIA
NY ISLANDERS WASHINGTON
CALGARY ST LOUIS
TORONTO SAN JOSE

Friday, December 15
COLORADO HARTFORD
NY RANGERS BUFFALO
NEW JERSEY DETROIT
MONTREAL CHICAGO
PITTSBURGH DALLAS
EDMONTON WINNIPEG
OTTAWA ANAHEIM

Saturday, December 16
CALGARY BOSTON
PHILADELPHIA MONTREAL
HARTFORD NY ISLANDERS
BUFFALO NEW JERSEY
NY RANGERS WASHINGTON
FLORIDA TAMPA BAY
SAN JOSE ST LOUIS
TORONTO LOS ANGELES

Sunday, December 17
PITTSBURGH PHILADELPHIA
WINNIPEG CHICAGO
SAN JOSE DALLAS
*TORONTO VANCOUVER
ANAHEIM

Monday, December 18
HARTFORD MONTREAL
WASHINGTON NY RANGERS
VANCOUVER COLORADO
OTTAWA EDMONTON

Tuesday, December 19
PITTSBURGH PITTSBURGH
PHILADELPHIA NEW JERSEY
WINNIPEG TAMPA BAY
NY ISLANDERS ST LOUIS
SAN JOSE ANAHEIM

Wednesday, December 20
CALGARY HARTFORD
MONTREAL BUFFALO
CHICAGO TORONTO
COLORADO EDMONTON
VANCOUVER LOS ANGELES
DETROIT ANAHEIM

Thursday, December 21
NY RANGERS PHILADELPHIA
NEW JERSEY TAMPA BAY
WINNIPEG FLORIDA
TORONTO CHICAGO
NY ISLANDERS DALLAS

Friday, December 22
MONTREAL PITTSBURGH
BOSTON BUFFALO
HARTFORD NY RANGERS
EDMONTON WASHINGTON
ST LOUIS COLORADO
DETROIT CALGARY
LOS ANGELES SAN JOSE
VANCOUVER ANAHEIM

Saturday, December 23
TAMPA BAY BOSTON
PHILADELPHIA HARTFORD
BUFFALO OTTAWA
PITTSBURGH MONTREAL
WASHINGTON NY ISLANDERS
NEW JERSEY FLORIDA
EDMONTON TORONTO
DALLAS
CHICAGO
ST LOUIS WINNIPEG
DETROIT VANCOUVER
COLORADO LOS ANGELES

Tuesday, December 26
BUFFALO PITTSBURGH
BOSTON NY ISLANDERS
OTTAWA NY RANGERS
MONTREAL WASHINGTON
ST LOUIS DETROIT
DALLAS CHICAGO
CALGARY VANCOUVER
COLORADO SAN JOSE

Wednesday, December 27
OTTAWA BUFFALO
NY ISLANDERS NEW JERSEY
TORONTO CALGARY

PHILADELPHIA EDMONTON
ANAHEIM LOS ANGELES

Thursday, December 28
HARTFORD PITTSBURGH
MONTREAL TAMPA BAY
WASHINGTON FLORIDA
WINNIPEG CHICAGO
DALLAS ST LOUIS
NY RANGERS VANCOUVER

Friday, December 29
CHICAGO BUFFALO
DETROIT DALLAS
NEW JERSEY WINNIPEG
TORONTO COLORADO
PHILADELPHIA CALGARY
LOS ANGELES EDMONTON
SAN JOSE ANAHEIM

Saturday, December 30
FLORIDA PITTSBURGH
MONTREAL OTTAWA
HARTFORD WASHINGTON
TORONTO ST LOUIS
NY RANGERS EDMONTON

Sunday, December 31
NY ISLANDERS BUFFALO
TAMPA BAY OTTAWA
HARTFORD DETROIT
NEW JERSEY CHICAGO
*BOSTON WINNIPEG
NY RANGERS CALGARY
*PHILADELPHIA VANCOUVER
*LOS ANGELES ANAHEIM

JANUARY

Monday, January 1
*PITTSBURGH WASHINGTON
NY ISLANDERS FLORIDA
*TORONTO DALLAS

Tuesday, January 2
CHICAGO BOSTON
TAMPA BAY CALGARY

Wednesday, January 3
WASHINGTON HARTFORD
OTTAWA PITTSBURGH
MONTREAL NY RANGERS
BOSTON TORONTO
DALLAS DETROIT
NEW JERSEY COLORADO
TAMPA BAY EDMONTON
FLORIDA VANCOUVER
PHILADELPHIA SAN JOSE
WINNIPEG LOS ANGELES

Thursday, January 4
MONTREAL NY ISLANDERS
ST LOUIS CHICAGO
PHILADELPHIA COLORADO

Friday, January 5
OTTAWA HARTFORD
DETROIT PITTSBURGH
TORONTO BUFFALO
NY RANGERS WASHINGTON
WINNIPEG DALLAS
ANAHEIM CALGARY
FLORIDA EDMONTON
LOS ANGELES SAN JOSE

Saturday, January 6
HARTFORD BOSTON
BUFFALO MONTREAL
OTTAWA NY ISLANDERS
WASHINGTON NEW JERSEY
COLORADO TORONTO
CHICAGO DETROIT
PITTSBURGH ST LOUIS
FLORIDA CALGARY
TAMPA BAY VANCOUVER
SAN JOSE LOS ANGELES

Sunday, January 7
DALLAS CHICAGO
ANAHEIM EDMONTON

Monday, January 8
COLORADO BOSTON
VANCOUVER PITTSBURGH
TAMPA BAY MONTREAL

WASHINGTON — NY RANGERS	Wednesday, January 24	Sunday, February 4	Saturday, February 3
WINNIPEG — DETROIT	HARTFORD — BUFFALO	*TAMPA BAY — BUFFALO	BUFFALO — HARTFORD
LOS ANGELES — DALLAS	PITTSBURGH — OTTAWA	DALLAS — NY ISLANDERS	NY RANGERS — OTTAWA
FLORIDA — SAN JOSE	PHILADELPHIA — NY RANGERS	*VANCOUVER — WINNIPEG	CALGARY — MONTREAL
Tuesday, January 9	CHICAGO — TORONTO	CHICAGO — ANAHEIM	*SAN JOSE — NY ISLANDERS
CHICAGO — NY ISLANDERS	SAN JOSE — DETROIT	Monday, February 5	PHILADELPHIA — TAMPA BAY
ST LOUIS — NEW JERSEY	ST LOUIS — WINNIPEG	MONTREAL — COLORADO	BOSTON — VANCOUVER
ANAHEIM — PHILADELPHIA	NY ISLANDERS — CALGARY	TORONTO — SAN JOSE	ANAHEIM — LOS ANGELES
HARTFORD — EDMONTON	DALLAS — EDMONTON	Tuesday, February 6	Sunday, February 18
Wednesday, January 10	ANAHEIM — VANCOUVER	BOSTON — PITTSBURGH	NY RANGERS — PITTSBURGH
VANCOUVER — MONTREAL	Thursday, January 25	NY RANGERS — NY ISLANDERS	*WASHINGTON — NEW JERSEY
SAN JOSE — NY RANGERS	TAMPA BAY — BOSTON	FLORIDA — DETROIT	DALLAS — FLORIDA
LOS ANGELES — TORONTO	LOS ANGELES — HARTFORD	DALLAS — ST LOUIS	*DETROIT — TORONTO
DETROIT — DALLAS	DETROIT — OTTAWA	OTTAWA — CALGARY	*EDMONTON — CHICAGO
BUFFALO — WINNIPEG	WASHINGTON — NEW JERSEY	CHICAGO — LOS ANGELES	WINNIPEG — ST LOUIS
FLORIDA — COLORADO	MONTREAL — FLORIDA	Wednesday, February 7	Monday, February 19
HARTFORD — CALGARY	SAN JOSE — CHICAGO	BOSTON — BUFFALO	*NEW JERSEY — PHILADELPHIA
Thursday, January 11	VANCOUVER — COLORADO	PITTSBURGH — NEW JERSEY	DALLAS — TAMPA BAY
ANAHEIM — BOSTON	Friday, January 26	MONTREAL — DALLAS	VANCOUVER — DETROIT
TORONTO — NY ISLANDERS	BUFFALO — WASHINGTON	TAMPA BAY — COLORADO	*EDMONTON — COLORADO
SAN JOSE — NEW JERSEY	DALLAS — CALGARY	WASHINGTON — EDMONTON	*BOSTON — LOS ANGELES
ST LOUIS — PHILADELPHIA	NY ISLANDERS — EDMONTON	HARTFORD — VANCOUVER	Tuesday, February 20
OTTAWA — WASHINGTON	Saturday, January 27	TORONTO — ANAHEIM	OTTAWA — ST LOUIS
Friday, January 12	*NY RANGERS — BOSTON	Thursday, February 8	SAN JOSE — CALGARY
MONTREAL — PITTSBURGH	*NEW JERSEY — HARTFORD	NY ISLANDERS — NY RANGERS	Wednesday, February 21
LOS ANGELES — DETROIT	*PHILADELPHIA — PITTSBURGH	BUFFALO — PHILADELPHIA	HARTFORD — HARTFORD
ANAHEIM — CHICAGO	TORONTO — OTTAWA	DETROIT — FLORIDA	PITTSBURGH — BUFFALO
FLORIDA — TAMPA BAY	*WINNIPEG — MONTREAL	CHICAGO — ST LOUIS	FLORIDA — NEW JERSEY
HARTFORD — WINNIPEG	BUFFALO — FLORIDA	OTTAWA — WINNIPEG	TAMPA BAY — TORONTO
BUFFALO — CALGARY	*DETROIT — CHICAGO	WASHINGTON — CALGARY	VANCOUVER — EDMONTON
Saturday, January 13	*TAMPA BAY — ST LOUIS	TORONTO — LOS ANGELES	LOS ANGELES — WINNIPEG
*NEW JERSEY — BOSTON	NY ISLANDERS — VANCOUVER	Friday, February 9	BOSTON — ANAHEIM
SAN JOSE — PITTSBURGH	*COLORADO — SAN JOSE	HARTFORD — COLORADO	Thursday, February 22
ST LOUIS — MONTREAL	*ANAHEIM — LOS ANGELES	VANCOUVER — EDMONTON	NY ISLANDERS — NY RANGERS
*NY RANGERS — PHILADELPHIA	Sunday, January 28	Saturday, February 10	WASHINGTON — PHILADELPHIA
DETROIT — WASHINGTON	*BOSTON — MONTREAL	PITTSBURGH — BOSTON	TORONTO — DETROIT
OTTAWA — TAMPA BAY	*PHILADELPHIA — WASHINGTON	*CHICAGO — PITTSBURGH	ST LOUIS — CHICAGO
VANCOUVER — TORONTO	Monday, January 29	OTTAWA — MONTREAL	OTTAWA — DALLAS
BUFFALO — EDMONTON	ST LOUIS — OTTAWA	*ANAHEIM — NY ISLANDERS	Friday, February 23
Sunday, January 14	PITTSBURGH — FLORIDA	*NY RANGERS — NEW JERSEY	HARTFORD — PITTSBURGH
ST LOUIS — NY RANGERS	WINNIPEG — DALLAS	*DETROIT — TAMPA BAY	PHILADELPHIA — BUFFALO
DALLAS — NEW JERSEY	Tuesday, January 30	BUFFALO — TORONTO	TAMPA BAY — NY ISLANDERS
LOS ANGELES — CHICAGO	BUFFALO — NY ISLANDERS	DALLAS — DALLAS	MONTREAL — NEW JERSEY
ANAHEIM — WINNIPEG	TORONTO — DETROIT	CALGARY — VANCOUVER	CHICAGO — WINNIPEG
CALGARY — COLORADO	EDMONTON — CALGARY	WASHINGTON — LOS ANGELES	LOS ANGELES — COLORADO
Monday, January 15	NEW JERSEY — VANCOUVER	*SAN JOSE	ANAHEIM — CALGARY
*VANCOUVER — BOSTON	HARTFORD — SAN JOSE	Sunday, February 11	BOSTON — EDMONTON
*TAMPA BAY — NY ISLANDERS	Wednesday, January 31	ANAHEIM — NEW JERSEY	SAN JOSE — VANCOUVER
DALLAS — PHILADELPHIA	FLORIDA — BUFFALO	COLORADO — PHILADELPHIA	Saturday, February 24
Tuesday, January 16	BOSTON — OTTAWA	TAMPA BAY — TAMPA BAY	PITTSBURGH — MONTREAL
VANCOUVER — HARTFORD	WASHINGTON — MONTREAL	ST LOUIS — FLORIDA	NEW JERSEY — WASHINGTON
COLORADO — PITTSBURGH	PITTSBURGH — TAMPA BAY	DALLAS — DALLAS	NY RANGERS — FLORIDA
WINNIPEG — WASHINGTON	ST LOUIS — TORONTO	EDMONTON — EDMONTON	DALLAS — TORONTO
EDMONTON — FLORIDA	ST LOUIS — DALLAS	Monday, February 12	TAMPA BAY — DETROIT
SAN JOSE — EDMONTON	CHICAGO — EDMONTON	MONTREAL — MONTREAL	LOS ANGELES — ST LOUIS
CALGARY — LOS ANGELES	HARTFORD — LOS ANGELES	OTTAWA — NY ISLANDERS	BOSTON — CALGARY
Wednesday, January 17	COLORADO — ANAHEIM	PITTSBURGH — TORONTO	Sunday, February 25
PITTSBURGH — BUFFALO	February 1	CALGARY — WASHINGTON	DALLAS — HARTFORD
MONTREAL — OTTAWA	February 2	ST LOUIS — TAMPA BAY	FLORIDA — BUFFALO
HARTFORD — NY ISLANDERS	February 3	LOS ANGELES — DETROIT	*EDMONTON — NY ISLANDERS
BOSTON — NEW JERSEY	February 4	WINNIPEG — VANCOUVER	CHICAGO — PHILADELPHIA
SAN JOSE — TAMPA BAY	February 5	Wednesday, February 14	OTTAWA — COLORADO
WINNIPEG — TORONTO	February 6	BOSTON — HARTFORD	*SAN JOSE — ANAHEIM
COLORADO — DETROIT	February 7	LOS ANGELES — BUFFALO	Monday, February 26
WASHINGTON — CHICAGO	February 8	PHILADELPHIA — FLORIDA	LOS ANGELES — WINNIPEG
EDMONTON — DALLAS	February 9	SAN JOSE — TORONTO	ANAHEIM — COLORADO
CALGARY — ANAHEIM	February 10	ANAHEIM — EDMONTON	MONTREAL — SAN JOSE
Saturday, January 20	February 11	Thursday, February 15	Tuesday, February 27
ALL-STAR GAME	February 12	SAN JOSE — OTTAWA	EDMONTON — BOSTON
BOSTON	February 13	CALGARY — NY ISLANDERS	DETROIT — NY ISLANDERS
Monday, January 22	February 14	MONTREAL — NY RANGERS	PITTSBURGH — VANCOUVER

PITTSBURGH — CALGARY
ST LOUIS — VANCOUVER

MARCH

Friday, March 1

WINNIPEG — HARTFORD
PHILADELPHIA — OTTAWA
BUFFALO — NY RANGERS
NY ISLANDERS — NEW JERSEY
CHICAGO — COLORADO
PITTSBURGH — EDMONTON
TAMPA BAY — SAN JOSE

Saturday, March 2

* WASHINGTON — BOSTON
FLORIDA — HARTFORD
NEW JERSEY — OTTAWA
* VANCOUVER — DETROIT
TORONTO — DALLAS
MONTREAL — LOS ANGELES

Sunday, March 3

* VANCOUVER — BUFFALO
WINNIPEG — NY ISLANDERS
* PHILADELPHIA — WASHINGTON
DETROIT — CHICAGO
TORONTO — COLORADO
* ST LOUIS — EDMONTON
* CALGARY — SAN JOSE
TAMPA BAY — ANAHEIM

Monday, March 4

NEW JERSEY — NY RANGERS

Tuesday, March 5

WINNIPEG — PITTSBURGH
BOSTON — NY ISLANDERS
CHICAGO — TAMPA BAY
FLORIDA — ST LOUIS
SAN JOSE — COLORADO
DALLAS — ANAHEIM

Wednesday, March 6

DETROIT — HARTFORD
NEW JERSEY — TORONTO
BUFFALO — VANCOUVER
DALLAS — SAN JOSE
EDMONTON — LOS ANGELES

Thursday, March 7

NY ISLANDERS — BOSTON
OTTAWA — PITTSBURGH
NY RANGERS — TAMPA BAY
CALGARY — ST LOUIS
FLORIDA — WINNIPEG

Friday, March 8

TORONTO — HARTFORD
LOS ANGELES — CHICAGO
DETROIT — COLORADO
SAN JOSE — EDMONTON
BUFFALO — ANAHEIM

Saturday, March 9

* PHILADELPHIA — BOSTON
* NEW JERSEY — PITTSBURGH
OTTAWA — MONTREAL
* NY RANGERS — WASHINGTON
CALGARY — TORONTO
HARTFORD — ST LOUIS
* NY ISLANDERS — WINNIPEG
COLORADO — VANCOUVER

Sunday, March 10

NEW JERSEY — PHILADELPHIA
* WASHINGTON — TAMPA BAY
BOSTON — FLORIDA
DETROIT — WINNIPEG
* BUFFALO — SAN JOSE
LOS ANGELES — ANAHEIM

Monday, March 11

DALLAS — MONTREAL
FLORIDA — CHICAGO

Tuesday, March 12

VANCOUVER — WASHINGTON
WINNIPEG — DETROIT
ST LOUIS — CALGARY

Wednesday, March 13

PITTSBURGH — HARTFORD
DALLAS — OTTAWA

FLORIDA — NY RANGERS
MONTREAL — NEW JERSEY
TAMPA BAY — PHILADELPHIA
WINNIPEG — TORONTO
EDMONTON — SAN JOSE
BUFFALO — LOS ANGELES
COLORADO — ANAHEIM

Thursday, March 14

PITTSBURGH — BOSTON
VANCOUVER — CHICAGO

Friday, March 15

CALGARY — BUFFALO
VANCOUVER — OTTAWA
TAMPA BAY — NEW JERSEY
BOSTON — WASHINGTON
TORONTO — DETROIT
ST LOUIS — SAN JOSE

Saturday, March 16

BUFFALO — HARTFORD
* NY ISLANDERS — PITTSBURGH
NY RANGERS — MONTREAL
WINNIPEG — PHILADELPHIA
EDMONTON — LOS ANGELES

Sunday, March 17

* TAMPA BAY — OTTAWA
* SAN JOSE — PHILADELPHIA
* DALLAS — WASHINGTON
NEW JERSEY — FLORIDA
* VANCOUVER — TORONTO
* CALGARY — DETROIT
* NY ISLANDERS — CHICAGO
EDMONTON — COLORADO
ST LOUIS — ANAHEIM

Monday, March 18

SAN JOSE — BOSTON
TAMPA BAY — HARTFORD
BUFFALO — MONTREAL
ST LOUIS — LOS ANGELES

Tuesday, March 19

EDMONTON — NY RANGERS
NY ISLANDERS — PHILADELPHIA
ANAHEIM — WASHINGTON
OTTAWA — FLORIDA
TORONTO — DETROIT
COLORADO — VANCOUVER

Wednesday, March 20

HARTFORD — MONTREAL
DETROIT — NEW JERSEY
BOSTON — TORONTO
CALGARY — CHICAGO
ST LOUIS — DALLAS
SAN JOSE — WINNIPEG
COLORADO — LOS ANGELES

Thursday, March 21

OTTAWA — BOSTON
EDMONTON — PITTSBURGH
WASHINGTON — TAMPA BAY

Friday, March 22

MONTREAL — BUFFALO
HARTFORD — OTTAWA
CHICAGO — NEW JERSEY
COLORADO — DETROIT
ANAHEIM — ST LOUIS
PHILADELPHIA — WINNIPEG
SAN JOSE — CALGARY
DALLAS — VANCOUVER

Saturday, March 23

* NY RANGERS — BOSTON
BUFFALO — PITTSBURGH
EDMONTON — MONTREAL
NEW JERSEY — NY ISLANDERS
WASHINGTON — FLORIDA
TAMPA BAY — PHILADELPHIA
CALGARY — VANCOUVER
DALLAS — LOS ANGELES

Sunday, March 24

EDMONTON — OTTAWA
PITTSBURGH — NY RANGERS
* ANAHEIM — CHICAGO
DETROIT — ST LOUIS
* COLORADO — WINNIPEG

Monday, March 25

NY ISLANDERS — MONTREAL

HARTFORD — PHILADELPHIA
ANAHEIM — DETROIT
TORONTO — CALGARY
LOS ANGELES — VANCOUVER

Tuesday, March 26

ST LOUIS — PITTSBURGH
WASHINGTON — NY ISLANDERS
NEW JERSEY — TAMPA BAY
WINNIPEG — DALLAS

Wednesday, March 27

BOSTON — HARTFORD
PHILADELPHIA — OTTAWA
WASHINGTON — MONTREAL
FLORIDA — NY RANGERS
BUFFALO — DETROIT
WINNIPEG — COLORADO
CHICAGO — CALGARY
LOS ANGELES — EDMONTON
TORONTO — VANCOUVER

Thursday, March 28

MONTREAL — BOSTON
PITTSBURGH — FLORIDA
NEW JERSEY — ST LOUIS
ANAHEIM — DALLAS
COLORADO — SAN JOSE

Friday, March 29

PHILADELPHIA — BUFFALO
OTTAWA — WASHINGTON
LOS ANGELES — CALGARY
WINNIPEG — EDMONTON
CHICAGO — VANCOUVER

Saturday, March 30

* NY ISLANDERS — HARTFORD
* NEW JERSEY — PITTSBURGH
MONTREAL — OTTAWA
TAMPA BAY — FLORIDA
TORONTO — EDMONTON

Sunday, March 31

* BOSTON — BUFFALO
* NY RANGERS — NY ISLANDERS
* PITTSBURGH — PHILADELPHIA
TAMPA BAY — WASHINGTON
* ST LOUIS — DETROIT
* DALLAS — CHICAGO
WINNIPEG — CALGARY
* ANAHEIM — SAN JOSE

APRIL

Monday, April 1

BOSTON — OTTAWA
BUFFALO — MONTREAL
HARTFORD — FLORIDA
EDMONTON — VANCOUVER

Tuesday, April 2

PHILADELPHIA — NY ISLANDERS
NEW JERSEY — NY RANGERS
DETROIT — SAN JOSE

Wednesday, April 3

WASHINGTON — BUFFALO
FLORIDA — OTTAWA
BOSTON — MONTREAL
HARTFORD — TAMPA BAY
CHICAGO — TORONTO
DALLAS — WINNIPEG
ST LOUIS — COLORADO
VANCOUVER — CALGARY
DETROIT — LOS ANGELES
EDMONTON — ANAHEIM

Thursday, April 4

MONTREAL — BOSTON
WASHINGTON — PITTSBURGH
HARTFORD — NEW JERSEY
NY RANGERS — PHILADELPHIA

TORONTO — ST LOUIS
EDMONTON — SAN JOSE

Friday, April 5

NY ISLANDERS — OTTAWA
PHILADELPHIA — NY RANGERS
BUFFALO — TAMPA BAY
CHICAGO — DALLAS
DETROIT — ANAHEIM

Saturday, April 6

* NEW JERSEY — HARTFORD
TAMPA BAY — PITTSBURGH
WASHINGTON — OTTAWA
FLORIDA — MONTREAL
BUFFALO — NY ISLANDERS
ST LOUIS — TORONTO
CALGARY — WINNIPEG
* SAN JOSE — COLORADO
VANCOUVER — LOS ANGELES

Sunday, April 7

* NY RANGERS — NEW JERSEY
* BOSTON — PHILADELPHIA
* DETROIT — CHICAGO
* COLORADO — DALLAS
* ANAHEIM — SAN JOSE

Monday, April 8

PITTSBURGH — HARTFORD
FLORIDA — NY RANGERS
NY ISLANDERS — TAMPA BAY
WINNIPEG — ST LOUIS
CALGARY — EDMONTON
VANCOUVER — ANAHEIM

Tuesday, April 9

DALLAS — CALGARY

Wednesday, April 10

NY ISLANDERS — PITTSBURGH
OTTAWA — BUFFALO
WASHINGTON — NY RANGERS
PHILADELPHIA — NEW JERSEY
TAMPA BAY — FLORIDA
WINNIPEG — DETROIT
ANAHEIM — COLORADO
DALLAS — EDMONTON
SAN JOSE — LOS ANGELES

Thursday, April 11

HARTFORD — BOSTON
PITTSBURGH — OTTAWA
MONTREAL — PHILADELPHIA
NEW JERSEY — WASHINGTON
TORONTO — CHICAGO
COLORADO — ST LOUIS

Friday, April 12

FLORIDA — NY ISLANDERS
TAMPA BAY — NY RANGERS
CHICAGO — DETROIT
LOS ANGELES — WINNIPEG
CALGARY — SAN JOSE
DALLAS — ANAHEIM

Saturday, April 13

* BOSTON — HARTFORD
* NY ISLANDERS — MONTREAL
* OTTAWA — NEW JERSEY
BUFFALO — WASHINGTON
EDMONTON — TORONTO
CALGARY — VANCOUVER

Sunday, April 14

* PITTSBURGH — BOSTON
HARTFORD — BUFFALO
* PHILADELPHIA — TAMPA BAY
* NY RANGERS — FLORIDA
* ST LOUIS — CHICAGO
* DETROIT — DALLAS
* LOS ANGELES — COLORADO
WINNIPEG — ANAHEIM

* Denotes Afternoon Game

Copyright © 1995 by the National Hockey League. All rights reserved. Reproduction in whole or in part without permission of the National Hockey League is strictly prohibited. Publication of this schedule is permitted for the sole purpose of informing members of the public who wish to attend or view on television National Hockey League games. Any other publication or use of any portion of this schedule, including for the purpose of lottery or other form of gambling, whether such gambling is legal or illegal, is strictly prohibited.



ULTRAVISION

Because you want the best.

One day your team will win it all. One day that show you never miss is going to end. One day you will watch history in the making. These moments are coming. Be ready with the best TV.

An Ultravision Projection Television from Hitachi.

For a picture so clear, so sharp, you'll want to join your team on the rush. Hitachi's exclusive Ultravision technology allows you to truly experience every glorious moment. The UltraBlack Screen and Velocity Scan Modulation



provide depth and realism beyond compare.

A 34-Watt Bass Reflex Audio System with Dolby Pro-Logic and Dolby 3 Surround brings you brilliant rich sound. And the unique Illuminated Genius Remote puts you in complete control. The best has never been simpler to enjoy.

Maximize your once in a lifetime television experiences. Because they demand the best. And so do you. For more information phone 1-800-HITACHI.

HITACHI
Exceptional Performance

"I wouldn't trust my truck to just anyone. That's why I go to Goodwrench. Their GM trained technicians use only GM approved parts. I can always count on them for fast, reliable service at a great price."

DISCOVER
AUTOMOTIVE
MAINTENANCE
WITH A PLUS

Lube, Oil, Filter in 29 minutes
or the next one's free

Competitive, upfront pricing

Extended business hours

Prompt, while-you-wait service

Work ready when promised

GM trained technicians who
use quality GM approved parts



Goodwrench
Service *Plus*



EXPERT SERVICE • HONEST PRICES



Mike Sauter Discovers Service With A Plus

Made with love by

RETROMAGS

Our goal is to preserve classic video game magazines so that they are not lost permanently.

People interested in helping out in any capacity, please visit us at retromags.com.

No profit is made from these scans, nor do we offer anything available from the publishers themselves.

If you come across anyone selling releases from this site, please do not support them and do let us know.

Thank you!